

December 2016

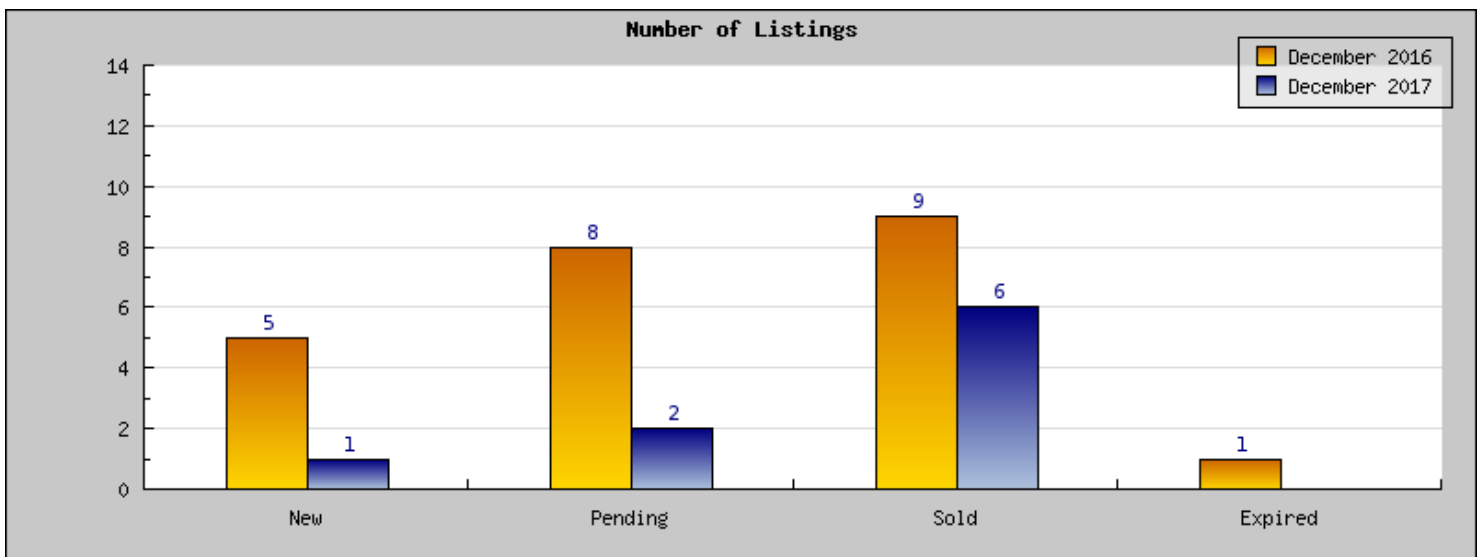
Areas: Albany

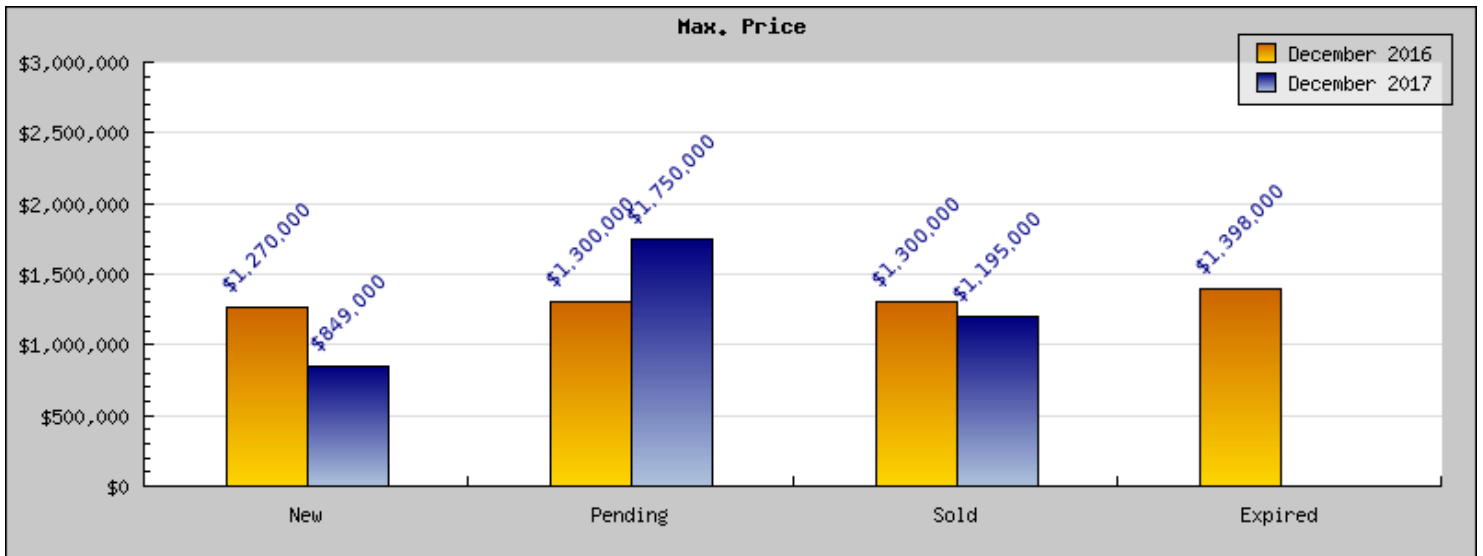
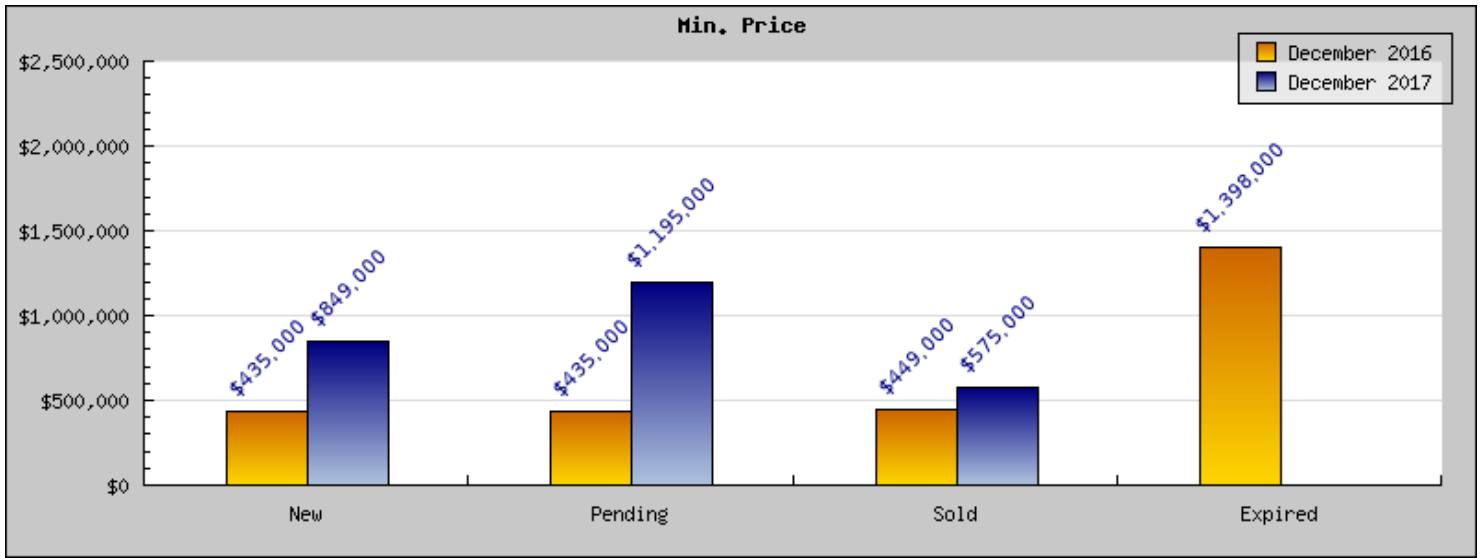
Status	Data	Total
Listings Added	Number of Listings	5
	Low Price	\$435,000
	High Price	\$1,270,000
	Average Price	\$718,300
	Median Price	\$537,600
Listings that went Pending	Number of Listings	8
	Low Price	\$435,000
	High Price	\$1,300,000
	Average Price	\$706,362
	Median Price	\$664,000
	Average DOM	37
Listings that Closed	Number of Listings	9
	Low Price	\$449,000
	High Price	\$1,300,000
	Average Price	\$789,000
	Median Price	\$750,000
	Average DOM	17
Listings that Expired	Number of Listings	1
	Low Price	\$1,398,000
	High Price	\$1,398,000
	Average Price	\$1,398,000
	Median Price	\$1,398,000
	Average DOM	52
Average Active Listing Count		5
Total Number of Listings (ADD, PND, CLSD, EXP)		23
Lowest Price		\$435,000
Highest Price		\$1,398,000
Average Price		\$902,916
Average DOM (PND, CLSD, EXP)		35

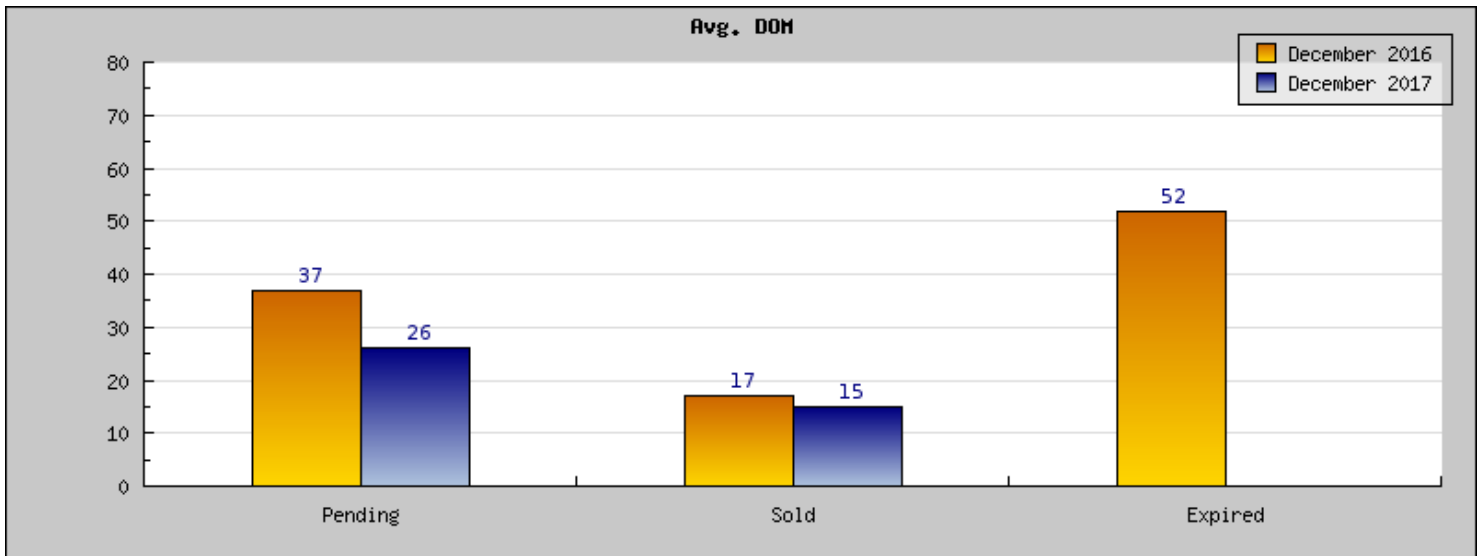
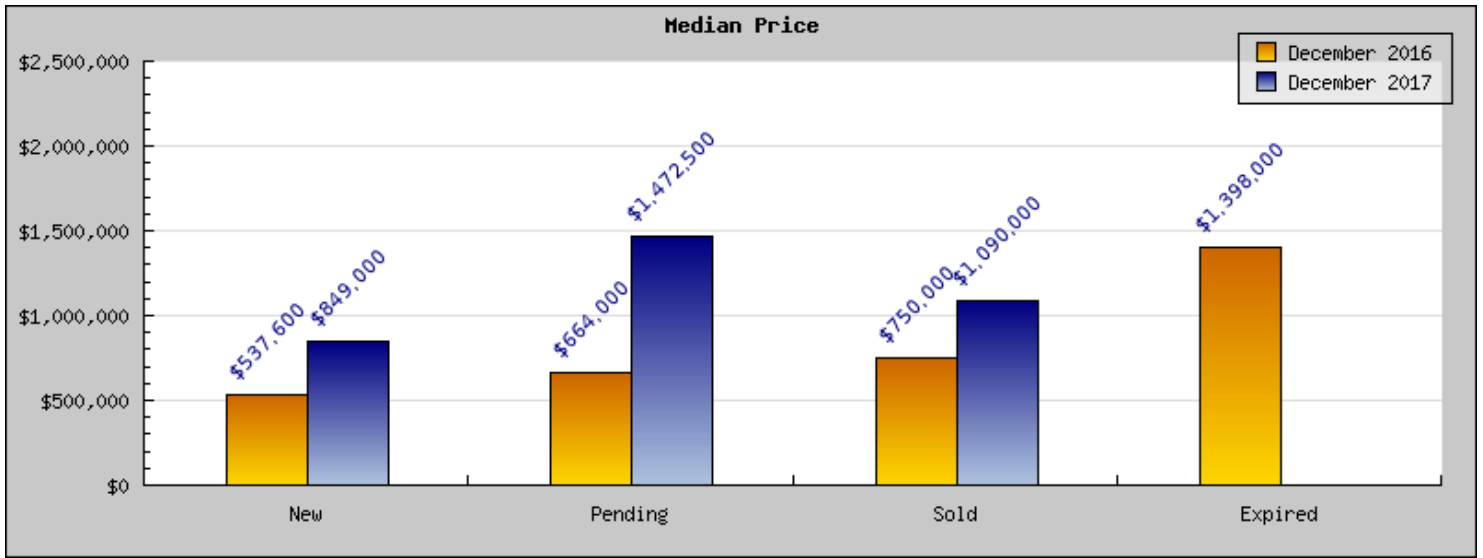
December 2017

Areas: Albany

Status	Data	Total
Listings Added	Number of Listings	1
	Low Price	\$849,000
	High Price	\$849,000
	Average Price	\$849,000
	Median Price	\$849,000
Listings that went Pending	Number of Listings	2
	Low Price	\$1,195,000
	High Price	\$1,750,000
	Average Price	\$1,472,500
	Median Price	\$1,472,500
	Average DOM	26
Listings that Closed	Number of Listings	6
	Low Price	\$575,000
	High Price	\$1,195,000
	Average Price	\$990,666
	Median Price	\$1,090,000
	Average DOM	15
Listings that Expired	Number of Listings	0
	Low Price	\$0
	High Price	\$0
	Average Price	\$0
	Median Price	\$0
	Average DOM	0
Average Active Listing Count		1
Total Number of Listings (ADD, PND, CLSD, EXP)		9
Lowest Price		\$0
Highest Price		\$1,750,000
Average Price		\$828,042
Average DOM (PND, CLSD, EXP)		13







December 2016

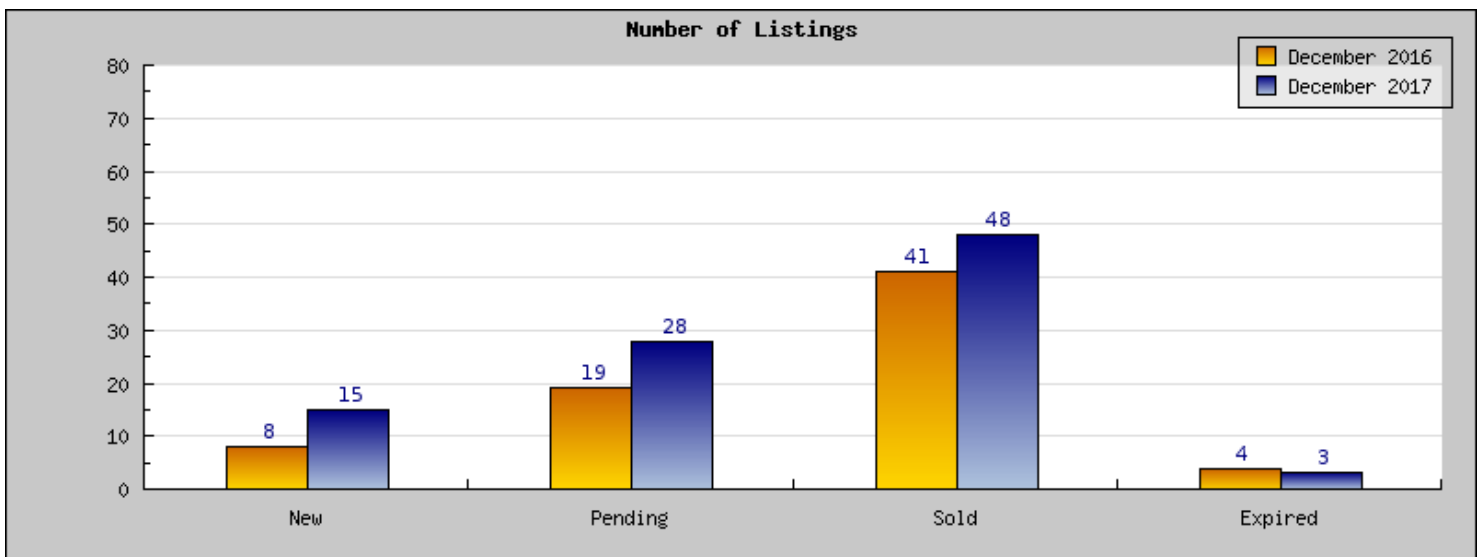
Areas: Berkeley

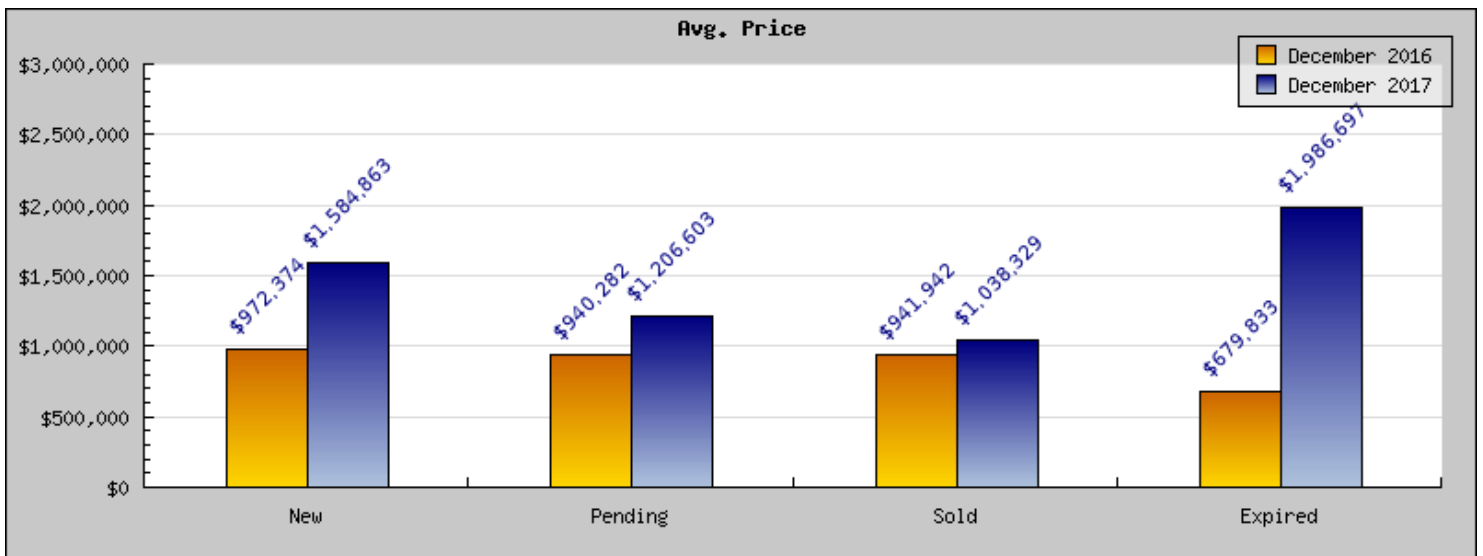
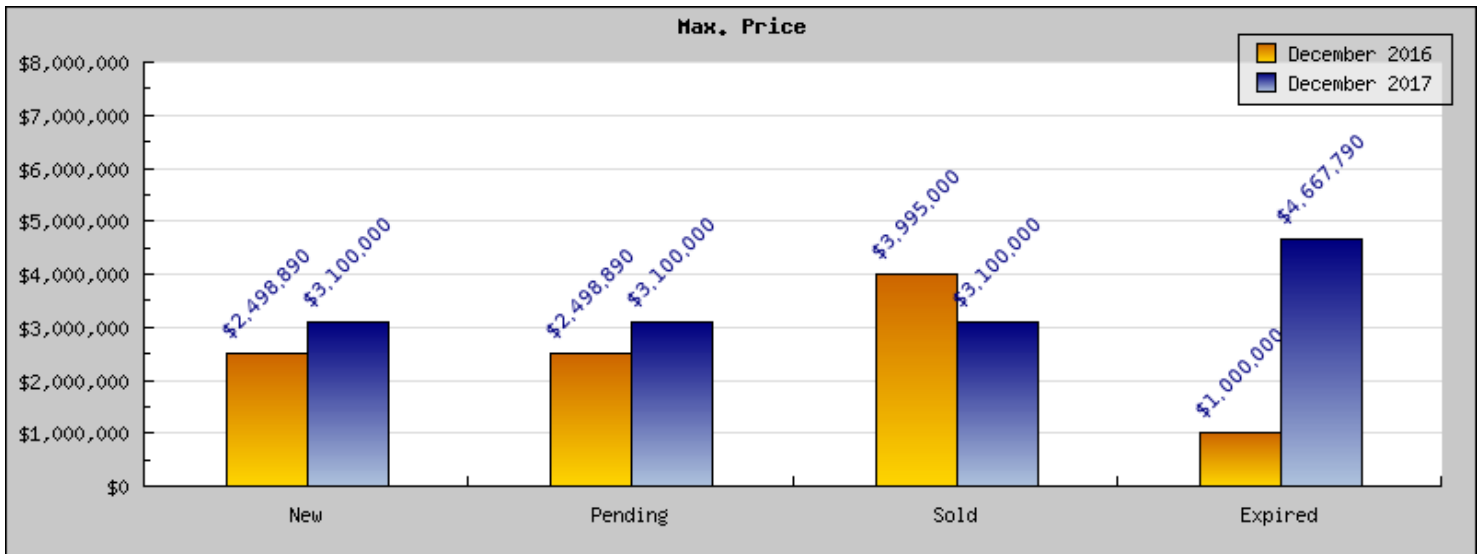
Status	Data	Total
Listings Added	Number of Listings	8
	Low Price	\$545,000
	High Price	\$2,498,890
	Average Price	\$972,374
	Median Price	\$957,180
Listings that went Pending	Number of Listings	19
	Low Price	\$475,000
	High Price	\$2,498,890
	Average Price	\$940,282
	Median Price	\$956,250
	Average DOM	22
Listings that Closed	Number of Listings	41
	Low Price	\$449,000
	High Price	\$3,995,000
	Average Price	\$941,942
	Median Price	\$884,327
	Average DOM	19
Listings that Expired	Number of Listings	4
	Low Price	\$265,000
	High Price	\$1,000,000
	Average Price	\$679,833
	Median Price	\$632,500
	Average DOM	247
Average Active Listing Count		23
Total Number of Listings (ADD, PND, CLSD, EXP)		72
Lowest Price		\$265,000
Highest Price		\$3,995,000
Average Price		\$883,608
Average DOM (PND, CLSD, EXP)		96

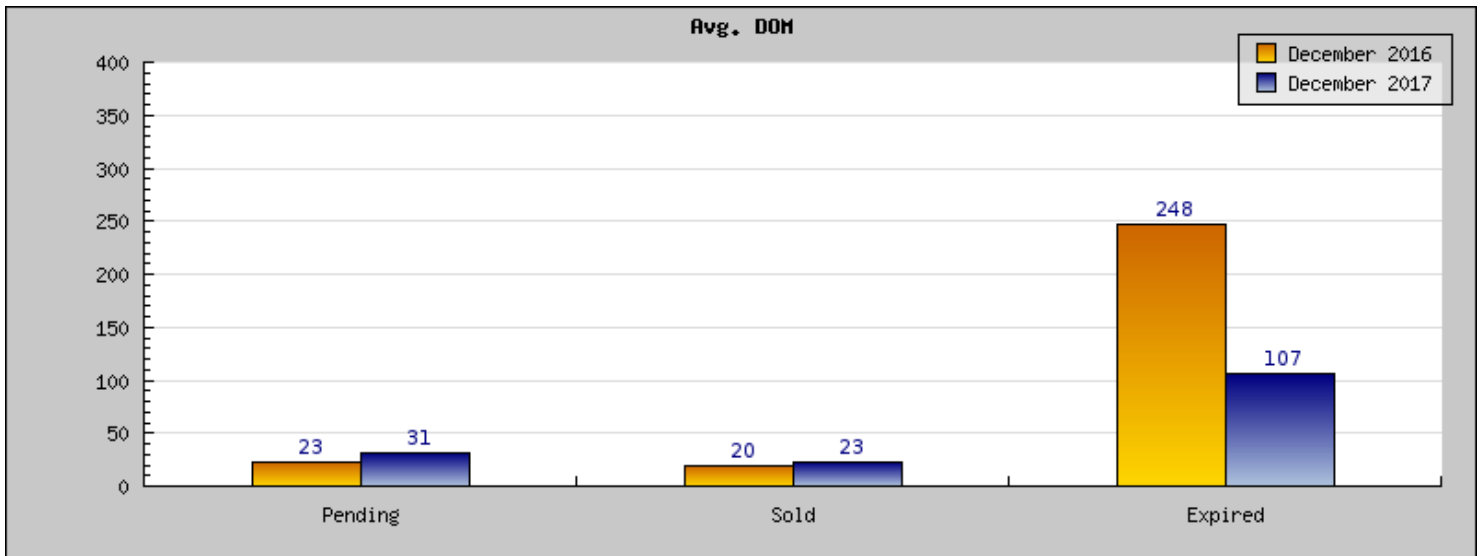
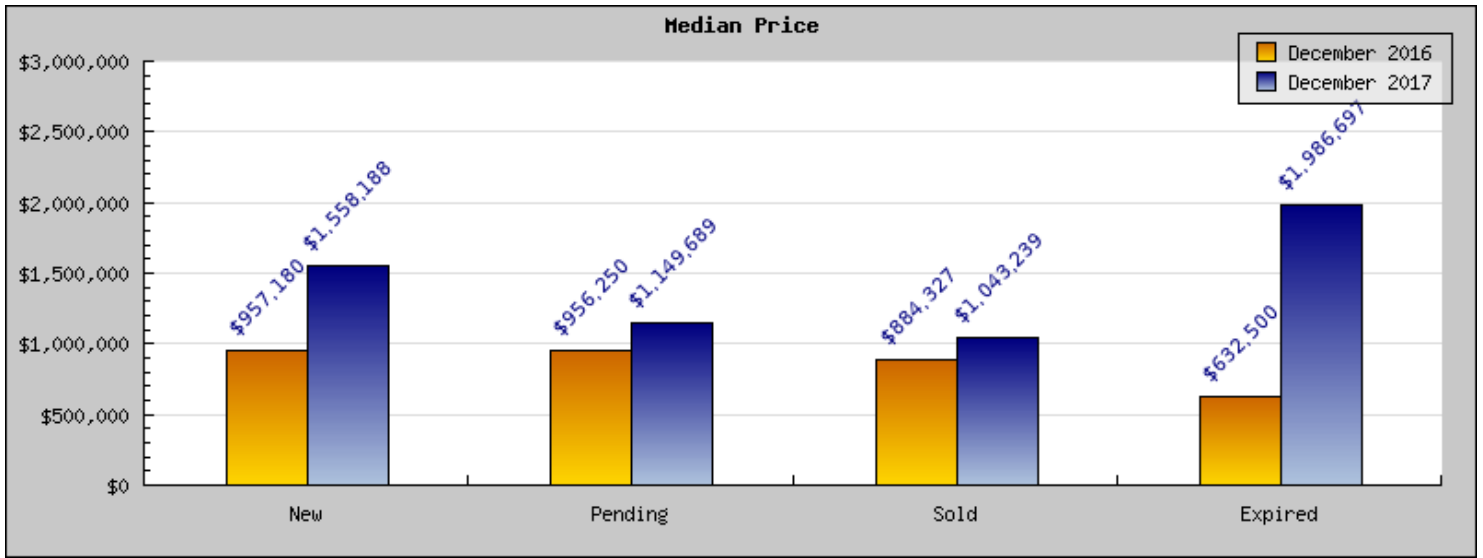
December 2017

Areas: Berkeley

Status	Data	Total
Listings Added	Number of Listings	15
	Low Price	\$650,000
	High Price	\$3,100,000
	Average Price	\$1,584,863
	Median Price	\$1,558,188
Listings that went Pending	Number of Listings	28
	Low Price	\$387,500
	High Price	\$3,100,000
	Average Price	\$1,206,603
	Median Price	\$1,149,689
	Average DOM	30
Listings that Closed	Number of Listings	48
	Low Price	\$387,500
	High Price	\$3,100,000
	Average Price	\$1,038,329
	Median Price	\$1,043,239
	Average DOM	22
Listings that Expired	Number of Listings	3
	Low Price	\$379,000
	High Price	\$4,667,790
	Average Price	\$1,986,697
	Median Price	\$1,986,697
	Average DOM	106
Average Active Listing Count		26
Total Number of Listings (ADD, PND, CLSD, EXP)		94
Lowest Price		\$379,000
Highest Price		\$4,667,790
Average Price		\$1,454,123
Average DOM (PND, CLSD, EXP)		53







December 2016

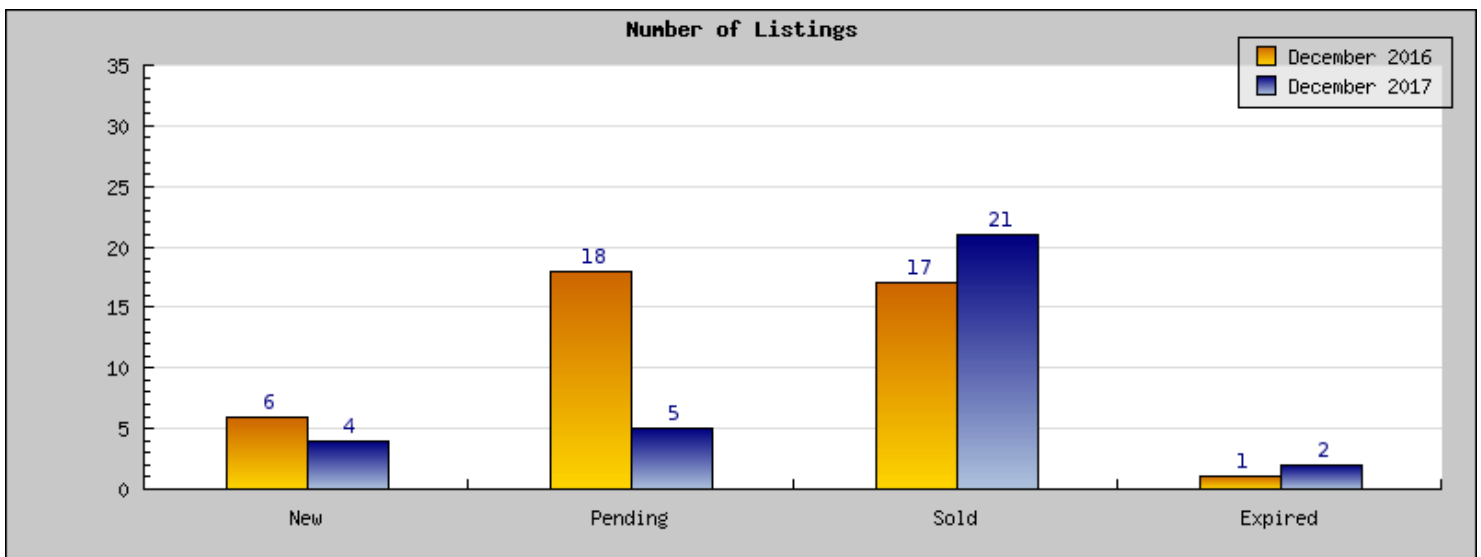
Areas: El Cerrito

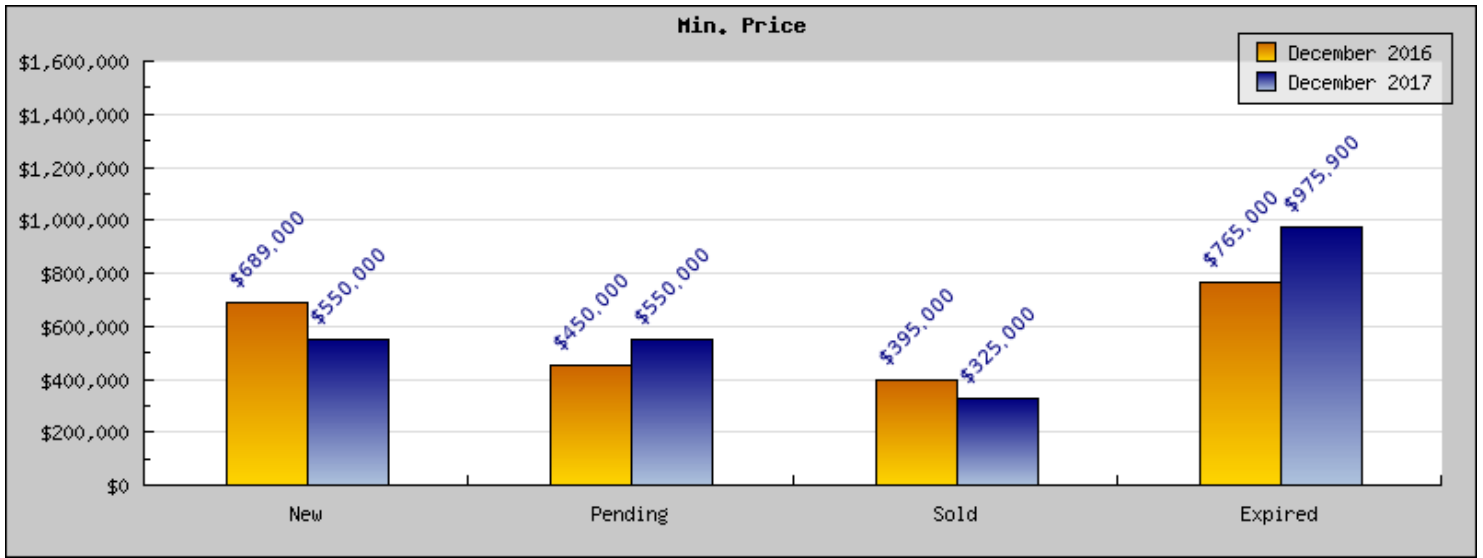
Status	Data	Total
Listings Added	Number of Listings	6
	Low Price	\$689,000
	High Price	\$899,000
	Average Price	\$767,314
	Median Price	\$759,000
Listings that went Pending	Number of Listings	18
	Low Price	\$450,000
	High Price	\$1,298,000
	Average Price	\$845,937
	Median Price	\$798,940
	Average DOM	29
Listings that Closed	Number of Listings	17
	Low Price	\$395,000
	High Price	\$1,300,000
	Average Price	\$784,222
	Median Price	\$749,000
	Average DOM	24
Listings that Expired	Number of Listings	1
	Low Price	\$765,000
	High Price	\$765,000
	Average Price	\$765,000
	Median Price	\$765,000
	Average DOM	152
Average Active Listing Count		12
Total Number of Listings (ADD, PND, CLSD, EXP)		42
Lowest Price		\$395,000
Highest Price		\$1,300,000
Average Price		\$790,618
Average DOM (PND, CLSD, EXP)		68

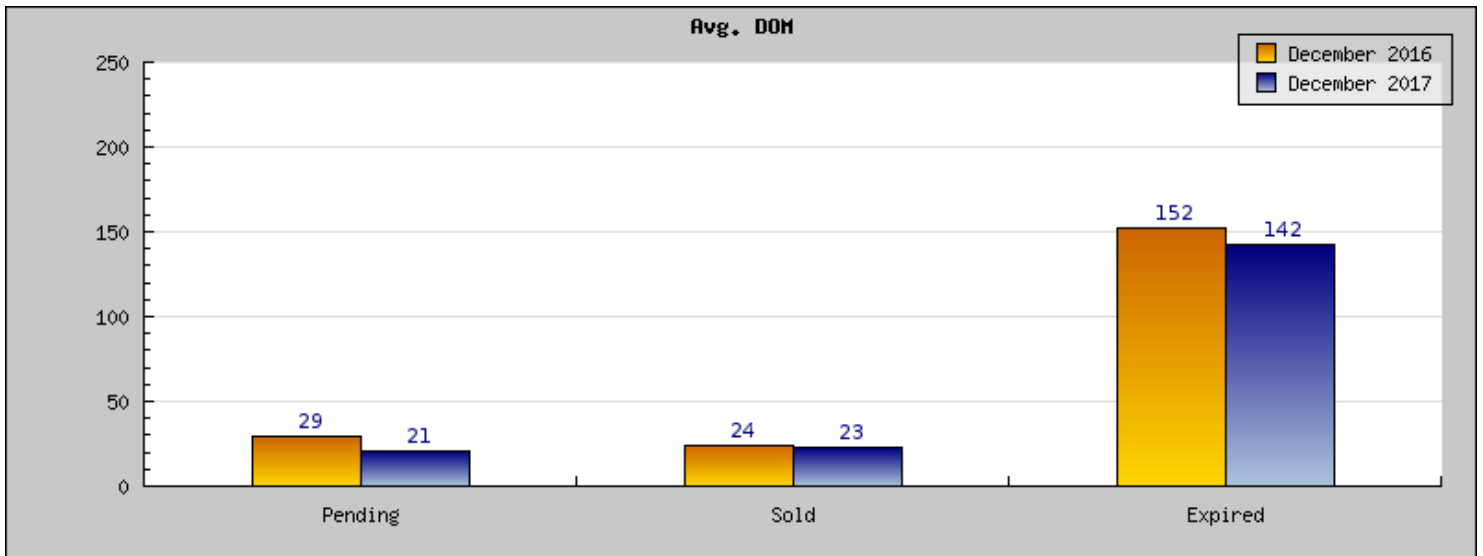
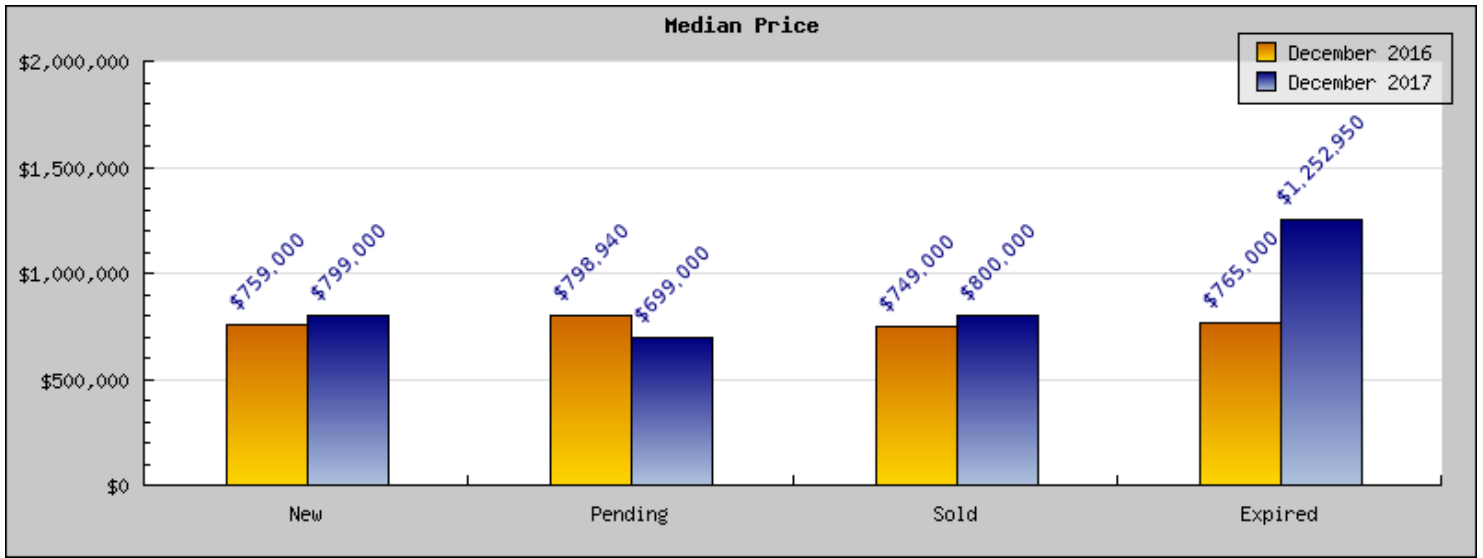
December 2017

Areas: El Cerrito

Status	Data	Total
Listings Added	Number of Listings	4
	Low Price	\$550,000
	High Price	\$879,950
	Average Price	\$756,987
	Median Price	\$799,000
Listings that went Pending	Number of Listings	5
	Low Price	\$550,000
	High Price	\$749,000
	Average Price	\$669,200
	Median Price	\$699,000
	Average DOM	21
Listings that Closed	Number of Listings	21
	Low Price	\$325,000
	High Price	\$1,195,000
	Average Price	\$805,947
	Median Price	\$800,000
	Average DOM	23
Listings that Expired	Number of Listings	2
	Low Price	\$975,900
	High Price	\$1,530,000
	Average Price	\$1,252,950
	Median Price	\$1,252,950
	Average DOM	142
Average Active Listing Count		6
Total Number of Listings (ADD, PND, CLSD, EXP)		32
Lowest Price		\$325,000
Highest Price		\$1,530,000
Average Price		\$871,271
Average DOM (PND, CLSD, EXP)		62







December 2016

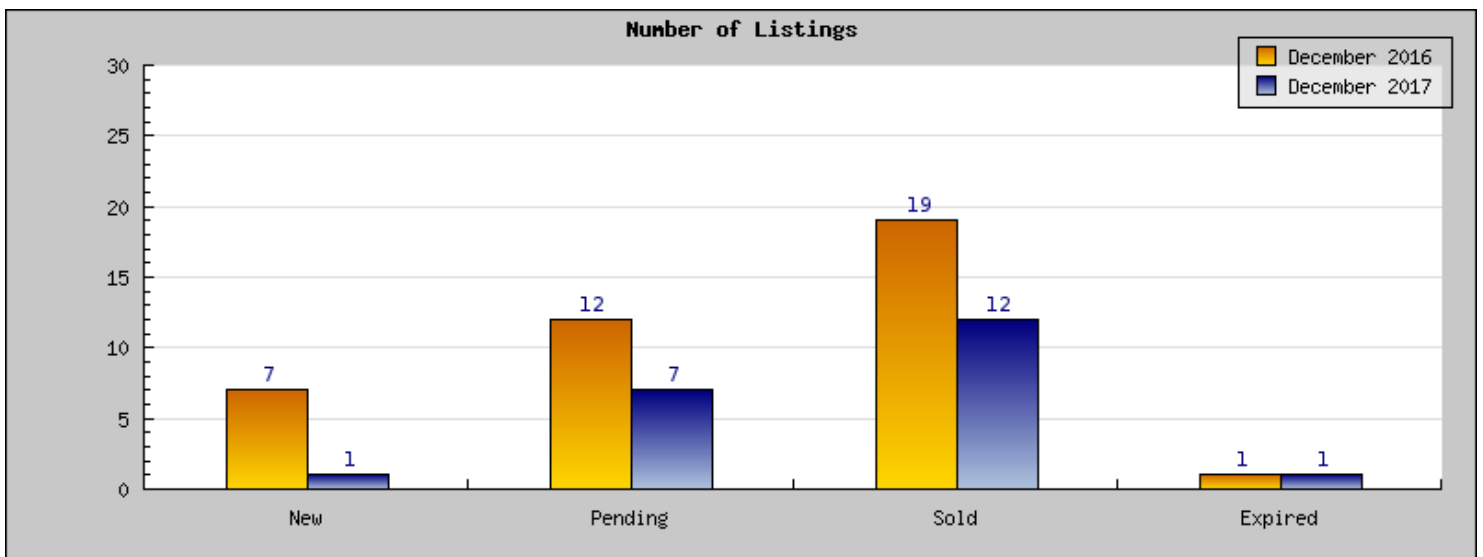
Areas: Emeryville

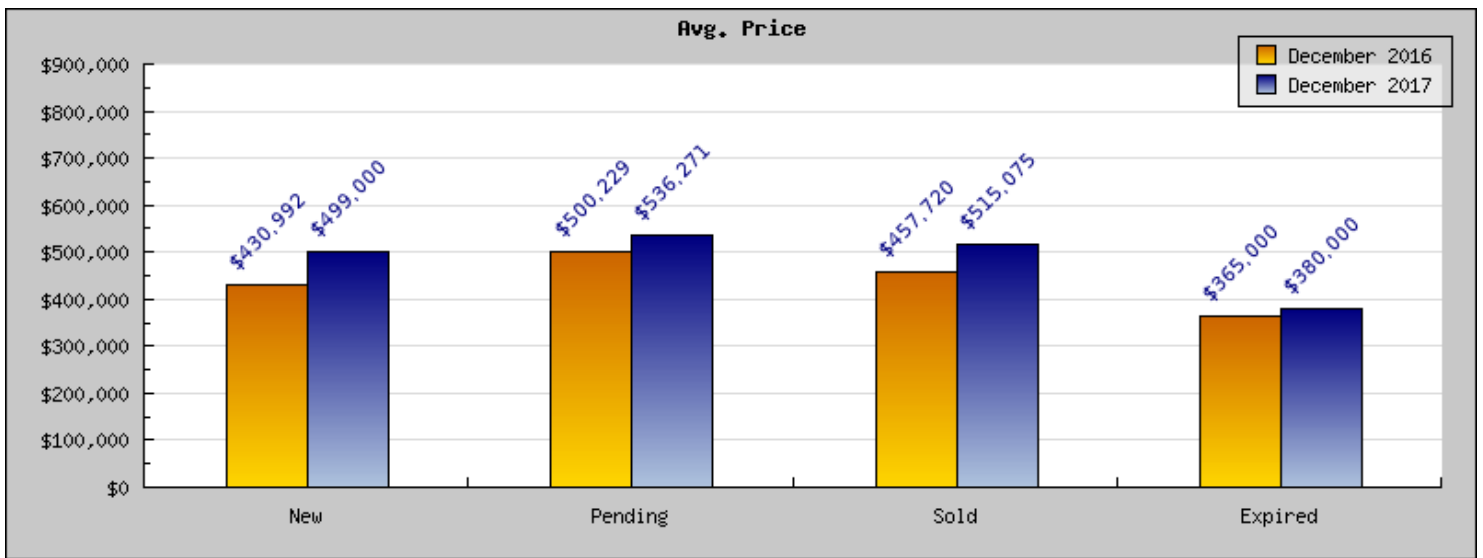
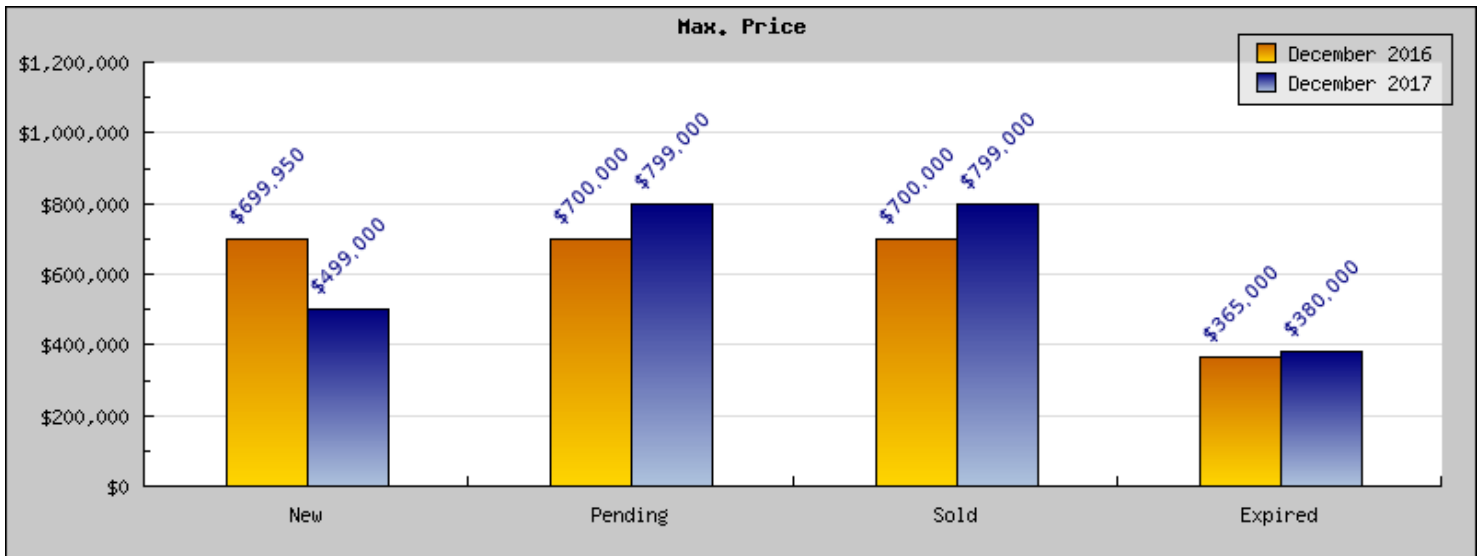
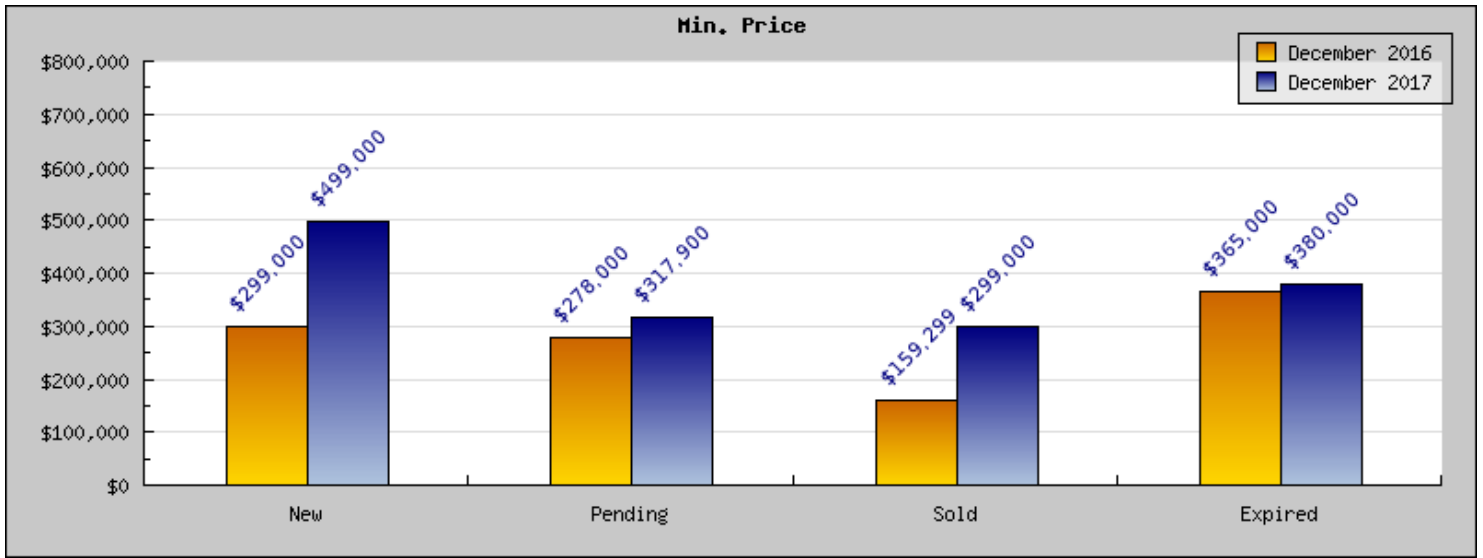
Status	Data	Total
Listings Added	Number of Listings	7
	Low Price	\$299,000
	High Price	\$699,950
	Average Price	\$430,992
	Median Price	\$385,000
Listings that went Pending	Number of Listings	12
	Low Price	\$278,000
	High Price	\$700,000
	Average Price	\$500,229
	Median Price	\$549,999
	Average DOM	24
Listings that Closed	Number of Listings	19
	Low Price	\$159,299
	High Price	\$700,000
	Average Price	\$457,720
	Median Price	\$399,000
	Average DOM	30
Listings that Expired	Number of Listings	1
	Low Price	\$365,000
	High Price	\$365,000
	Average Price	\$365,000
	Median Price	\$365,000
	Average DOM	61
Average Active Listing Count		8
Total Number of Listings (ADD, PND, CLSD, EXP)		39
Lowest Price		\$159,299
Highest Price		\$700,000
Average Price		\$438,485
Average DOM (PND, CLSD, EXP)		38

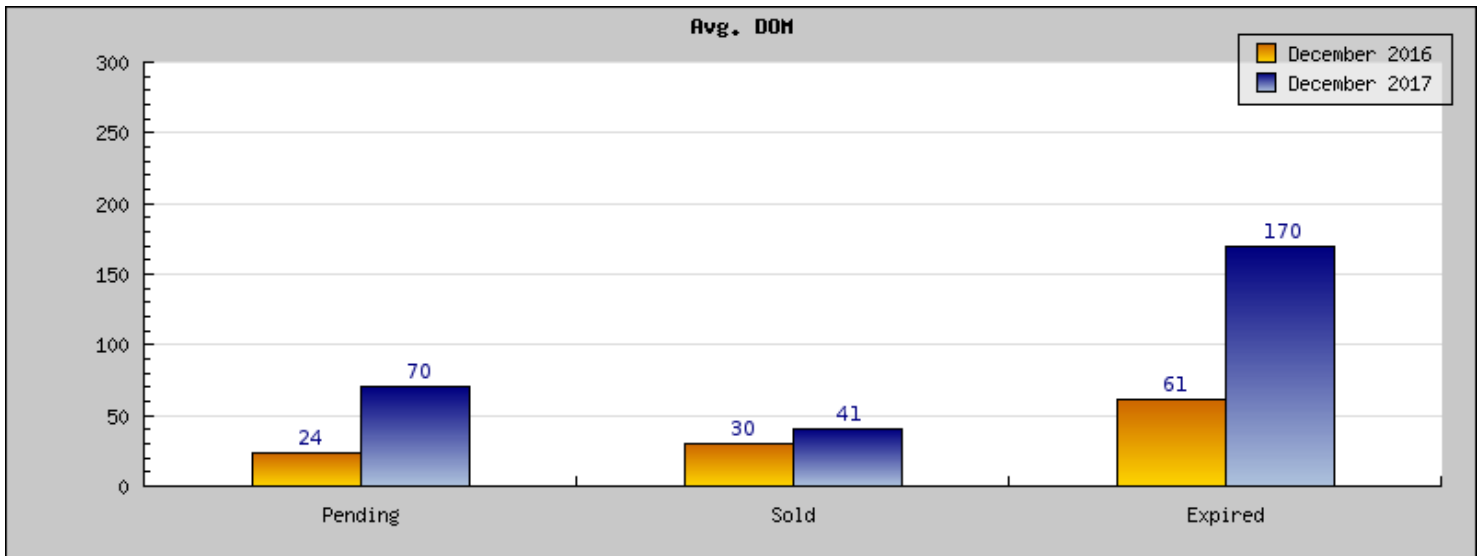
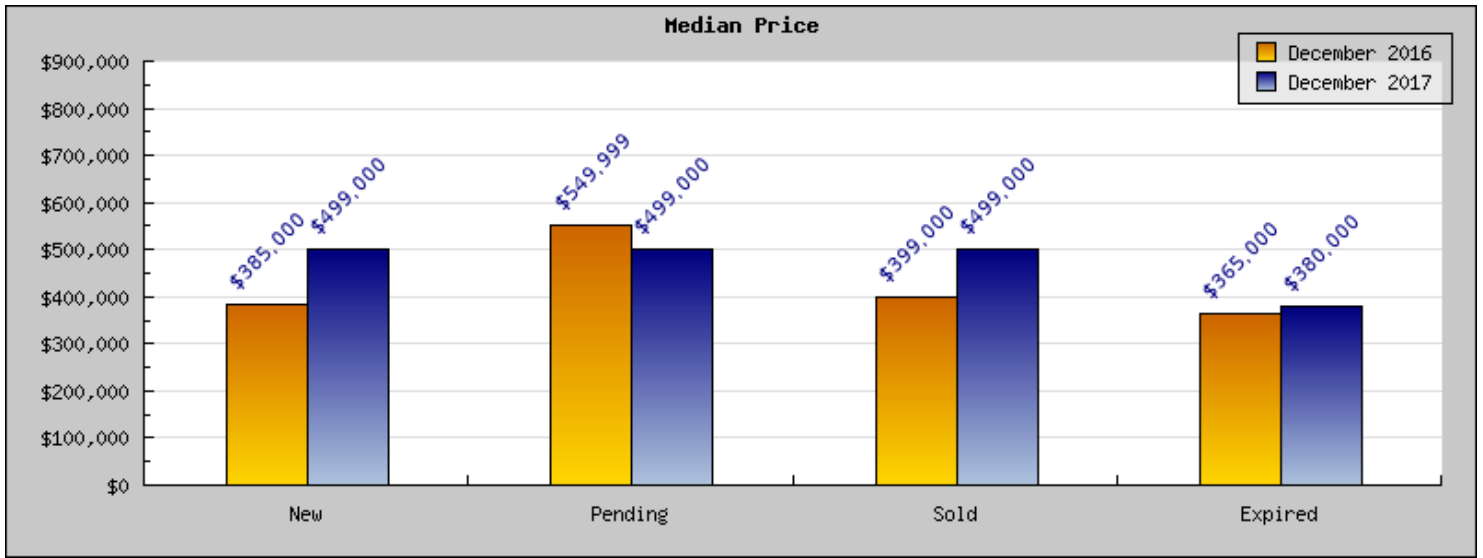
December 2017

Areas: Emeryville

Status	Data	Total
Listings Added	Number of Listings	1
	Low Price	\$499,000
	High Price	\$499,000
	Average Price	\$499,000
	Median Price	\$499,000
Listings that went Pending	Number of Listings	7
	Low Price	\$317,900
	High Price	\$799,000
	Average Price	\$536,271
	Median Price	\$499,000
	Average DOM	70
Listings that Closed	Number of Listings	12
	Low Price	\$299,000
	High Price	\$799,000
	Average Price	\$515,075
	Median Price	\$499,000
	Average DOM	41
Listings that Expired	Number of Listings	1
	Low Price	\$380,000
	High Price	\$380,000
	Average Price	\$380,000
	Median Price	\$380,000
	Average DOM	170
Average Active Listing Count		5
Total Number of Listings (ADD, PND, CLSD, EXP)		21
Lowest Price		\$299,000
Highest Price		\$799,000
Average Price		\$482,587
Average DOM (PND, CLSD, EXP)		93







December 2016

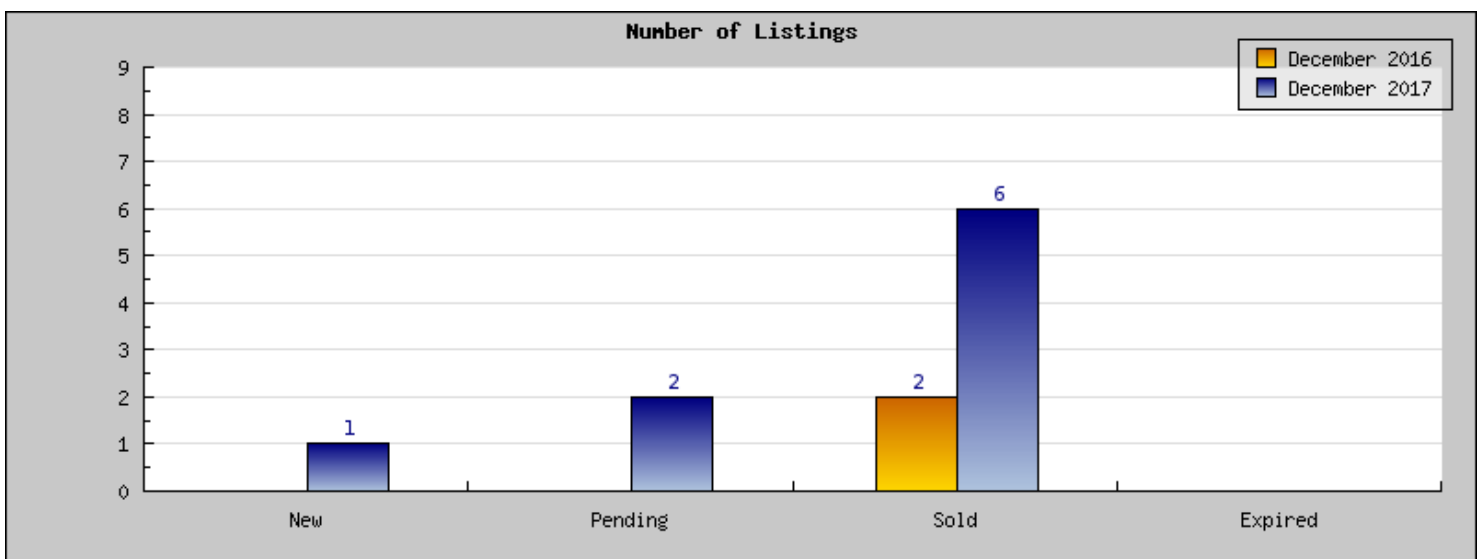
Areas: Kensington

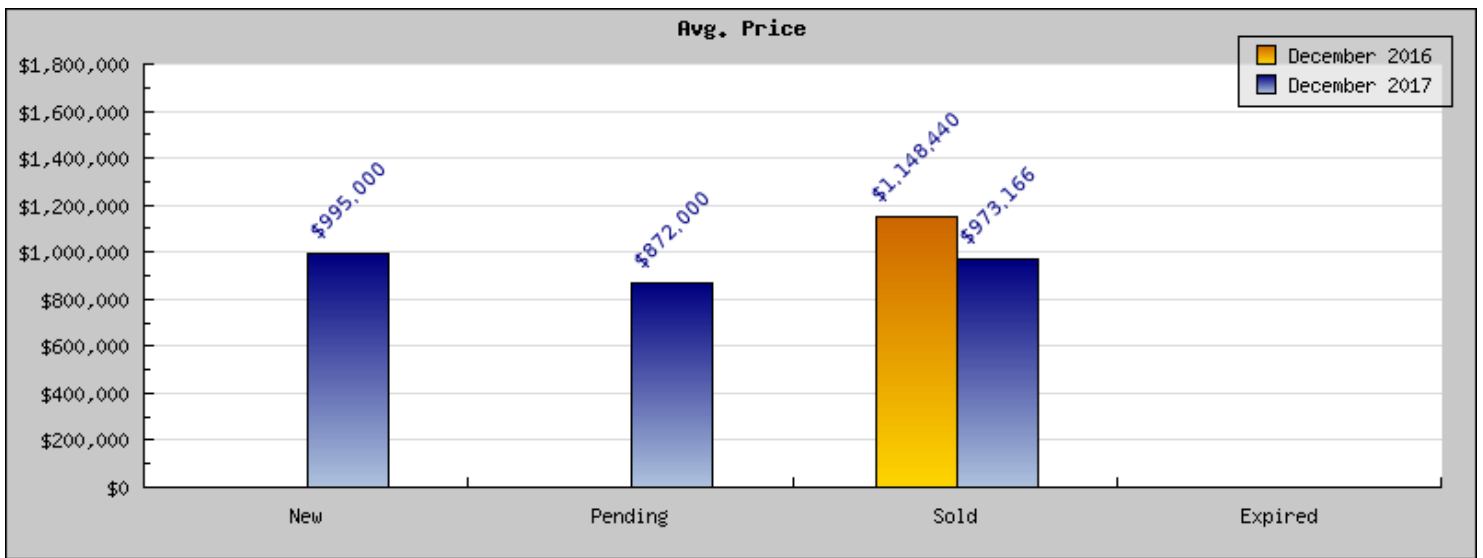
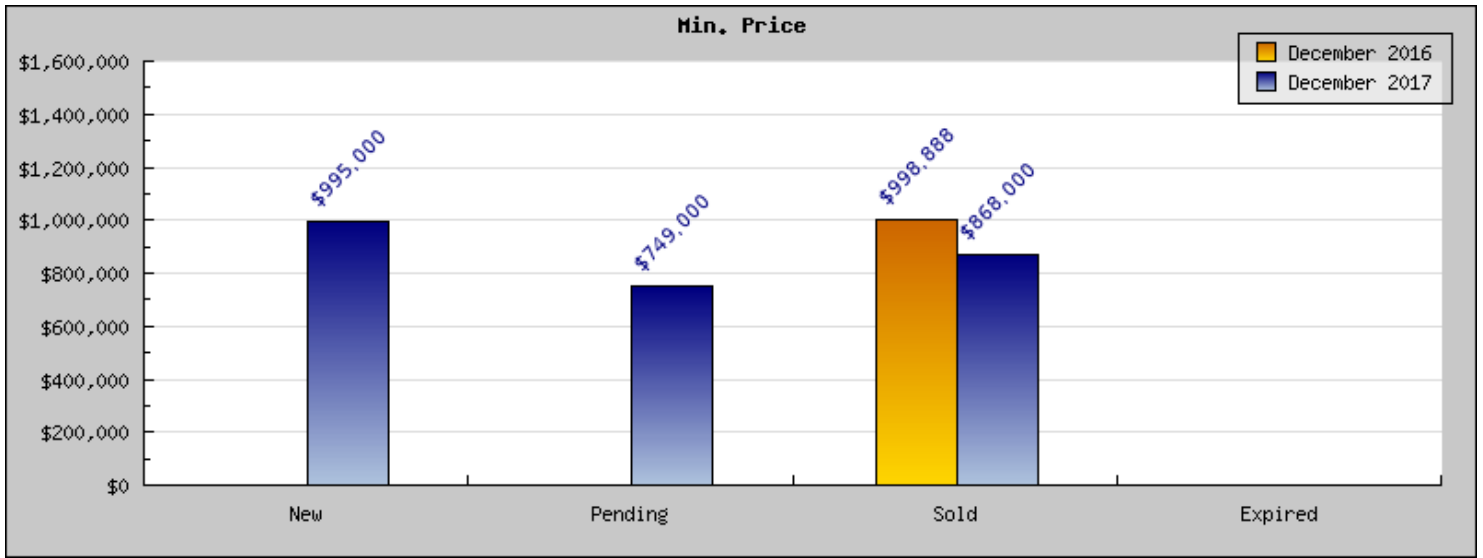
Status	Data	Total
Listings Added	Number of Listings	
	Low Price	\$0
	High Price	\$0
	Average Price	\$0
	Median Price	\$0
Listings that went Pending	Number of Listings	
	Low Price	\$0
	High Price	\$0
	Average Price	\$0
	Median Price	\$0
	Average DOM	0
Listings that Closed	Number of Listings	2
	Low Price	\$998,888
	High Price	\$1,298,000
	Average Price	\$1,148,440
	Median Price	\$1,148,440
	Average DOM	11
Listings that Expired	Number of Listings	
	Low Price	\$0
	High Price	\$0
	Average Price	\$0
	Median Price	\$0
	Average DOM	0
Average Active Listing Count		N/A
Total Number of Listings (ADD, PND, CLSD, EXP)		2
Lowest Price		\$0
Highest Price		\$1,298,000
Average Price		\$287,110
Average DOM (PND, CLSD, EXP)		3

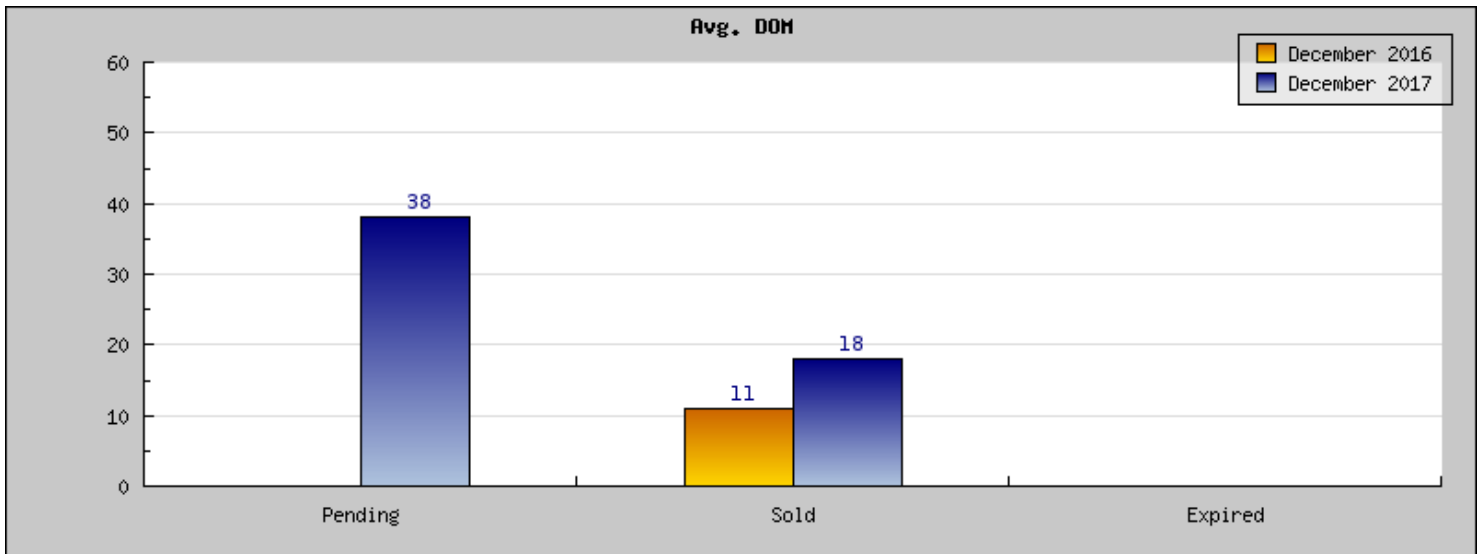
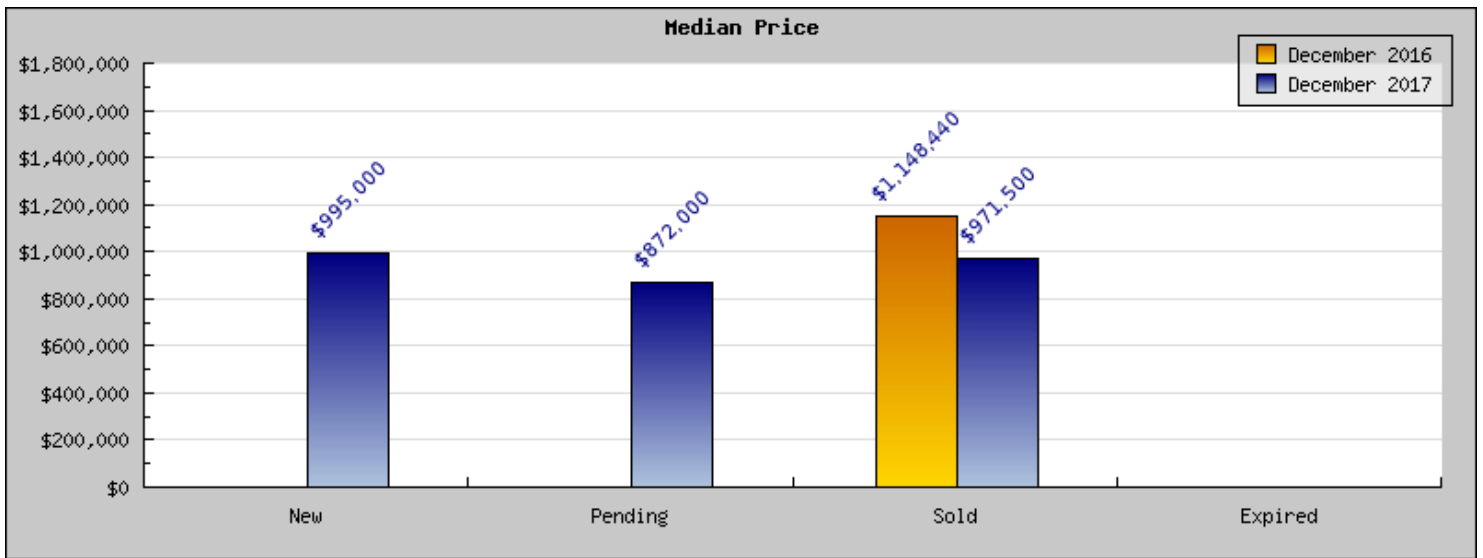
December 2017

Areas: Kensington

Status	Data	Total
Listings Added	Number of Listings	1
	Low Price	\$995,000
	High Price	\$995,000
	Average Price	\$995,000
	Median Price	\$995,000
Listings that went Pending	Number of Listings	2
	Low Price	\$749,000
	High Price	\$995,000
	Average Price	\$872,000
	Median Price	\$872,000
	Average DOM	38
Listings that Closed	Number of Listings	6
	Low Price	\$868,000
	High Price	\$1,150,000
	Average Price	\$973,166
	Median Price	\$971,500
	Average DOM	18
Listings that Expired	Number of Listings	
	Low Price	\$0
	High Price	\$0
	Average Price	\$0
	Median Price	\$0
	Average DOM	0
Average Active Listing Count		3
Total Number of Listings (ADD, PND, CLSD, EXP)		9
Lowest Price		\$0
Highest Price		\$1,150,000
Average Price		\$710,042
Average DOM (PND, CLSD, EXP)		18







December 2016

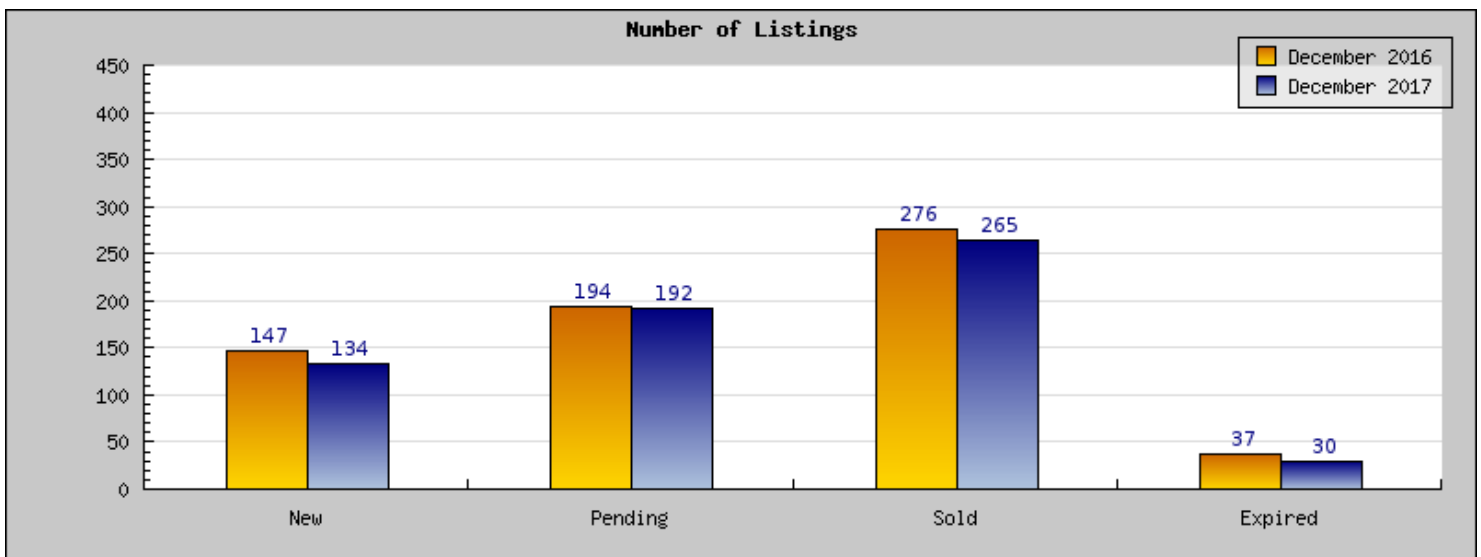
Areas: Oakland

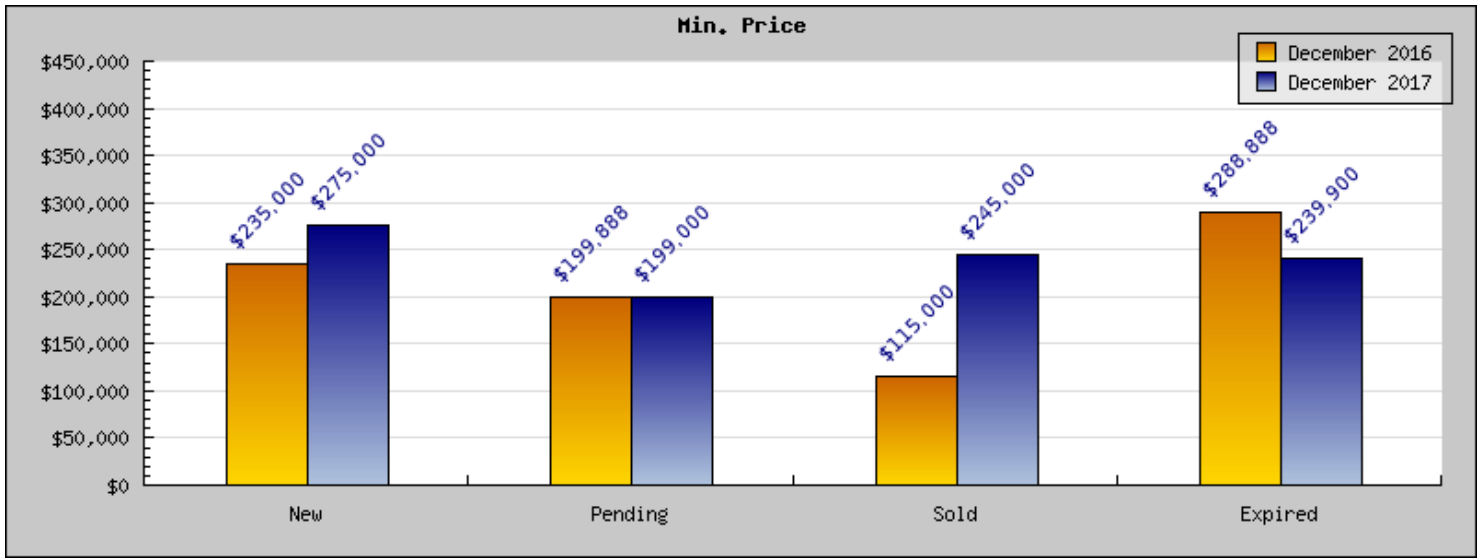
Status	Data	Total
Listings Added	Number of Listings	147
	Low Price	\$235,000
	High Price	\$1,995,000
	Average Price	\$704,463
	Median Price	\$681,866
Listings that went Pending	Number of Listings	194
	Low Price	\$199,888
	High Price	\$2,675,000
	Average Price	\$686,262
	Median Price	\$628,693
	Average DOM	37
Listings that Closed	Number of Listings	276
	Low Price	\$115,000
	High Price	\$2,895,000
	Average Price	\$707,629
	Median Price	\$670,428
	Average DOM	39
Listings that Expired	Number of Listings	37
	Low Price	\$288,888
	High Price	\$3,495,000
	Average Price	\$835,548
	Median Price	\$787,910
	Average DOM	129
Average Active Listing Count		278
Total Number of Listings (ADD, PND, CLSD, EXP)		654
Lowest Price		\$115,000
Highest Price		\$3,495,000
Average Price		\$733,475
Average DOM (PND, CLSD, EXP)		68

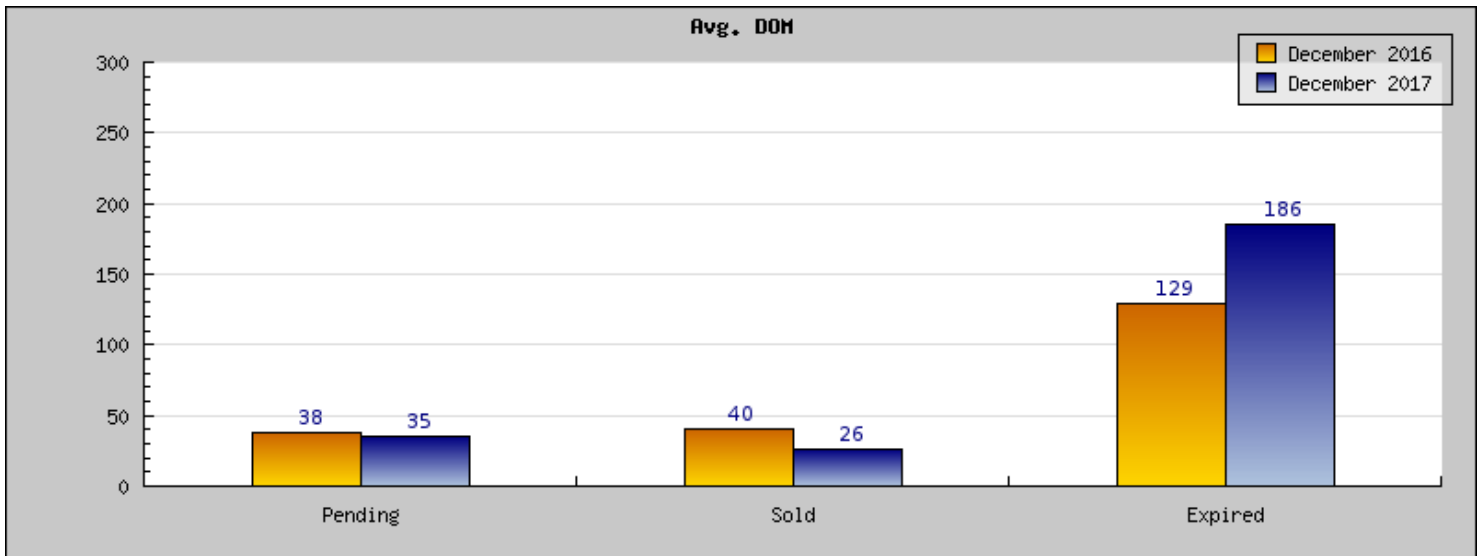
December 2017

Areas: Oakland

Status	Data	Total
Listings Added	Number of Listings	134
	Low Price	\$275,000
	High Price	\$3,100,000
	Average Price	\$697,159
	Median Price	\$651,252
Listings that went Pending	Number of Listings	192
	Low Price	\$199,000
	High Price	\$3,750,000
	Average Price	\$724,653
	Median Price	\$658,273
	Average DOM	34
Listings that Closed	Number of Listings	265
	Low Price	\$245,000
	High Price	\$3,100,000
	Average Price	\$762,824
	Median Price	\$702,343
	Average DOM	25
Listings that Expired	Number of Listings	30
	Low Price	\$239,900
	High Price	\$2,299,000
	Average Price	\$750,738
	Median Price	\$714,817
	Average DOM	185
Average Active Listing Count		234
Total Number of Listings (ADD, PND, CLSD, EXP)		621
Lowest Price		\$199,000
Highest Price		\$3,750,000
Average Price		\$733,844
Average DOM (PND, CLSD, EXP)		82







December 2016

Areas: Piedmont

Status	Data	Total
Listings Added	Number of Listings	2
	Low Price	\$1,498,890
	High Price	\$3,500,000
	Average Price	\$2,499,440
	Median Price	\$2,499,440
Listings that went Pending	Number of Listings	2
	Low Price	\$1,498,890
	High Price	\$3,500,000
	Average Price	\$2,499,440
	Median Price	\$2,499,440
	Average DOM	6
Listings that Closed	Number of Listings	10
	Low Price	\$795,000
	High Price	\$3,895,000
	Average Price	\$1,941,800
	Median Price	\$1,722,500
	Average DOM	15
Listings that Expired	Number of Listings	
	Low Price	\$0
	High Price	\$0
	Average Price	\$0
	Median Price	\$0
	Average DOM	0
Average Active Listing Count		1
Total Number of Listings (ADD, PND, CLSD, EXP)		14
Lowest Price		\$0
Highest Price		\$3,895,000
Average Price		\$1,735,170
Average DOM (PND, CLSD, EXP)		7

December 2017

Areas: Piedmont

Status	Data	Total
Listings Added	Number of Listings	
	Low Price	\$0
	High Price	\$0
	Average Price	\$0
	Median Price	\$0
Listings that went Pending	Number of Listings	2
	Low Price	\$1,395,000
	High Price	\$2,300,000
	Average Price	\$1,847,500
	Median Price	\$1,847,500
	Average DOM	38
Listings that Closed	Number of Listings	8
	Low Price	\$1,699,000
	High Price	\$3,795,000
	Average Price	\$2,623,167
	Median Price	\$2,651,250
	Average DOM	32
Listings that Expired	Number of Listings	1
	Low Price	\$3,980,000
	High Price	\$3,980,000
	Average Price	\$3,980,000
	Median Price	\$3,980,000
	Average DOM	109
Average Active Listing Count		0
Total Number of Listings (ADD, PND, CLSD, EXP)		11
Lowest Price		\$0
Highest Price		\$3,980,000
Average Price		\$2,112,667
Average DOM (PND, CLSD, EXP)		59

