

## June 2016

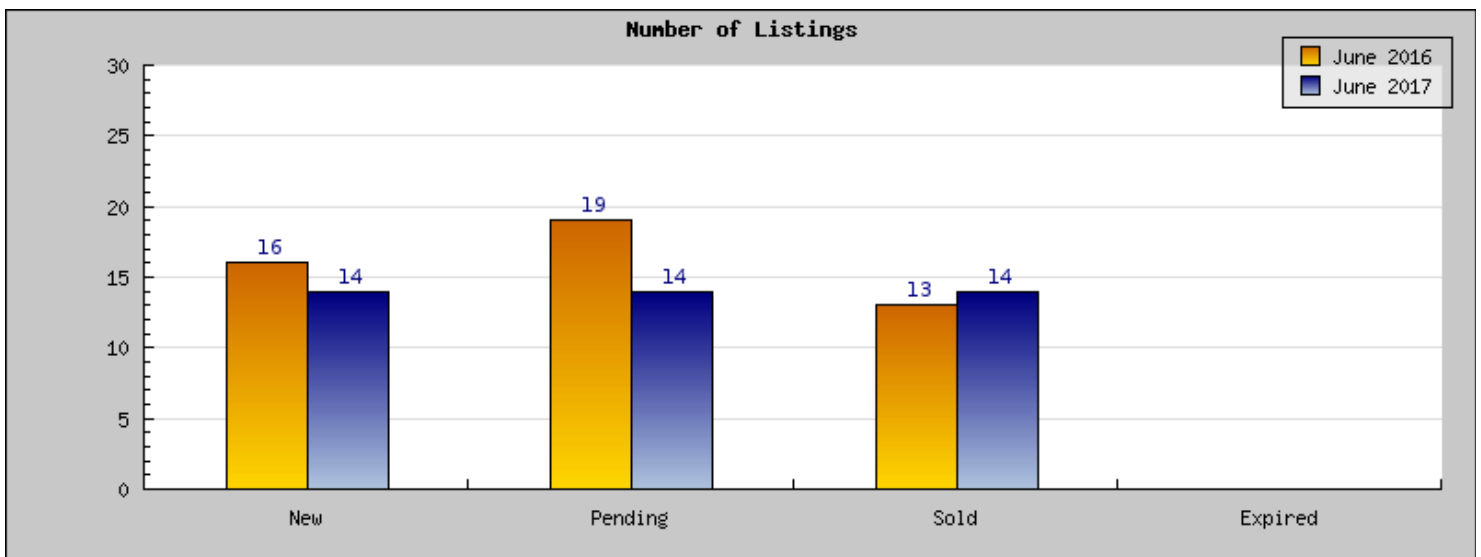
Areas: Albany

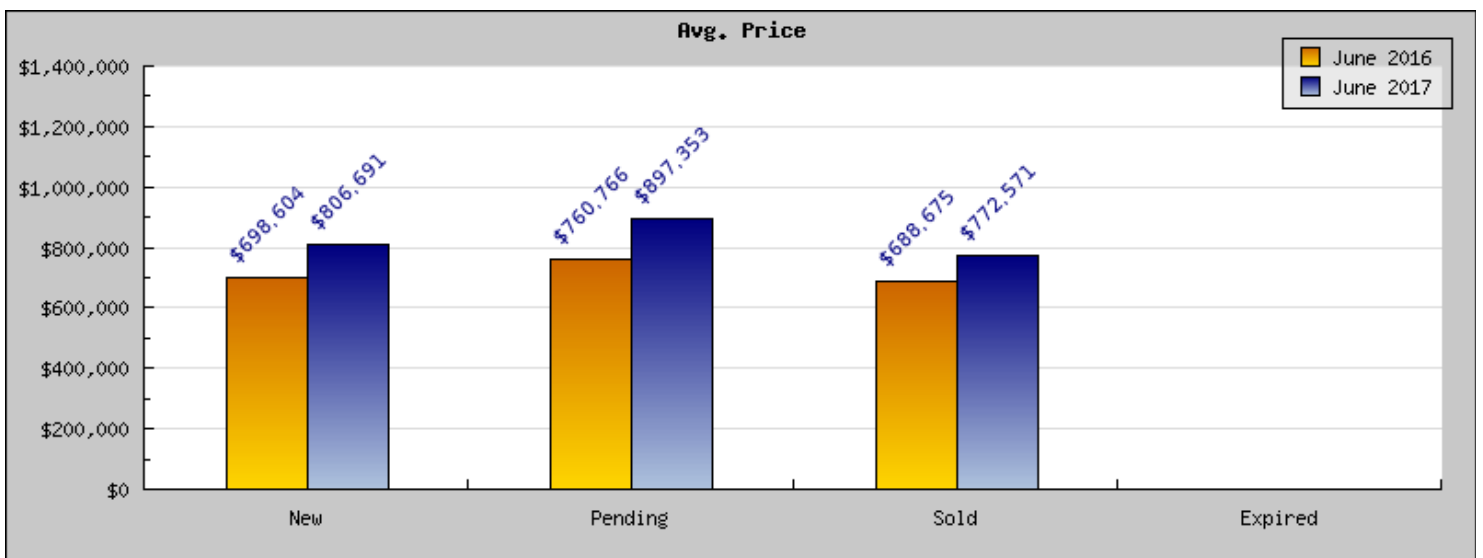
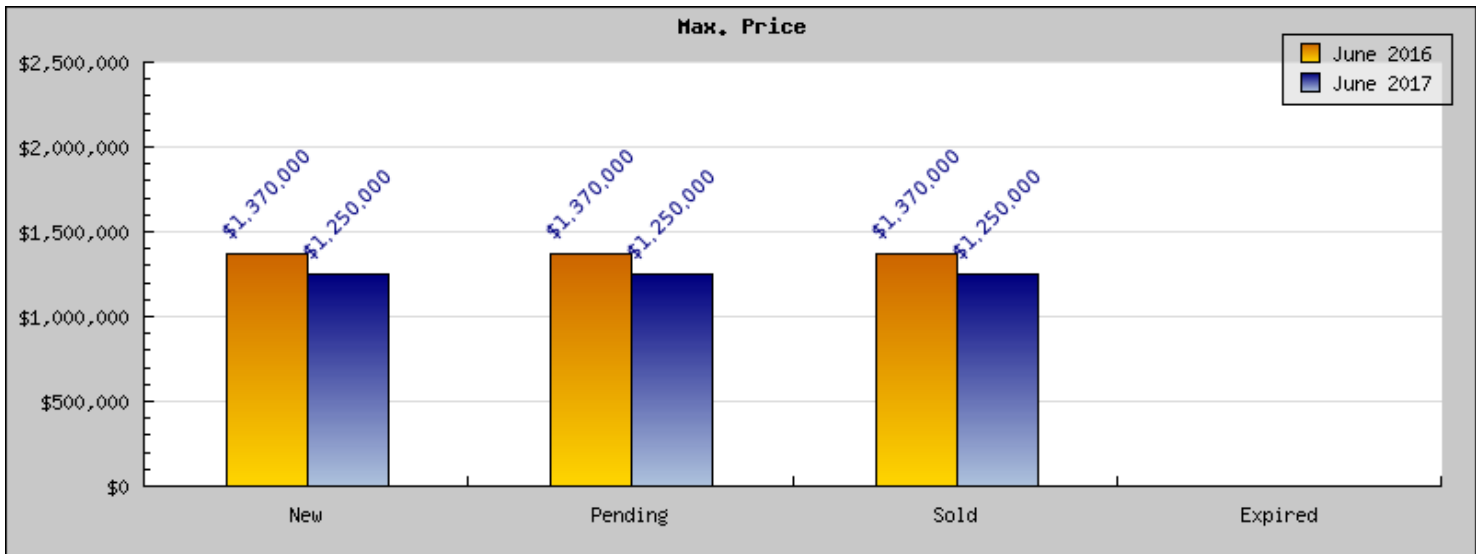
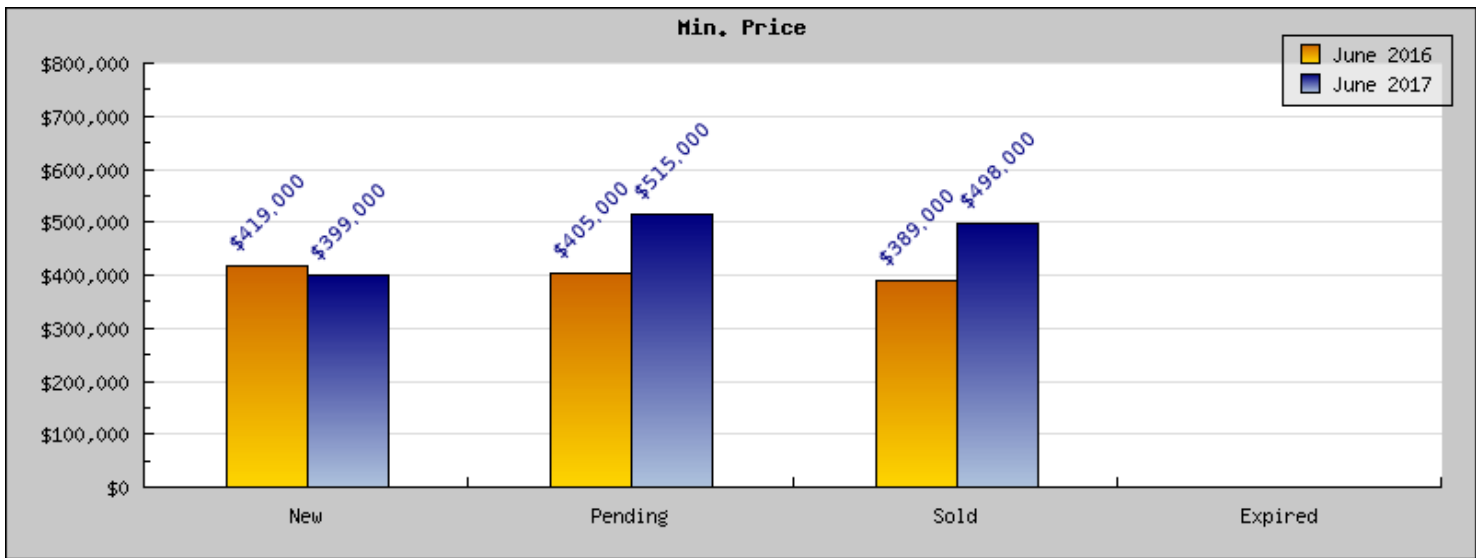
Status	Data	Total
Listings Added	Number of Listings	16
	Low Price	\$419,000
	High Price	\$1,370,000
	Average Price	\$698,604
	Median Price	\$659,500
Listings that went Pending	Number of Listings	19
	Low Price	\$405,000
	High Price	\$1,370,000
	Average Price	\$760,766
	Median Price	\$725,000
	Average DOM	17
Listings that Closed	Number of Listings	13
	Low Price	\$389,000
	High Price	\$1,370,000
	Average Price	\$688,675
	Median Price	\$638,888
	Average DOM	12
Listings that Expired	Number of Listings	
	Low Price	\$0
	High Price	\$0
	Average Price	\$0
	Median Price	\$0
	Average DOM	0
Average Active Listing Count		16
Total Number of Listings (ADD, PND, CLSD, EXP)		48
Lowest Price		\$0
Highest Price		\$1,370,000
Average Price		\$537,011
Average DOM (PND, CLSD, EXP)		9

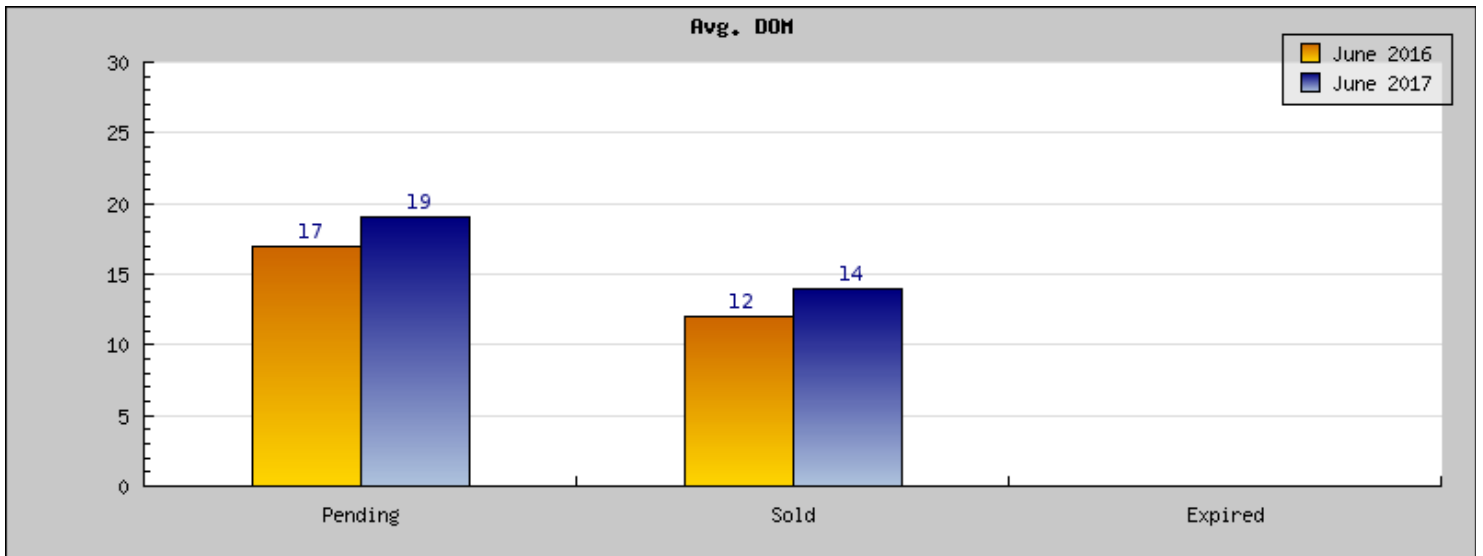
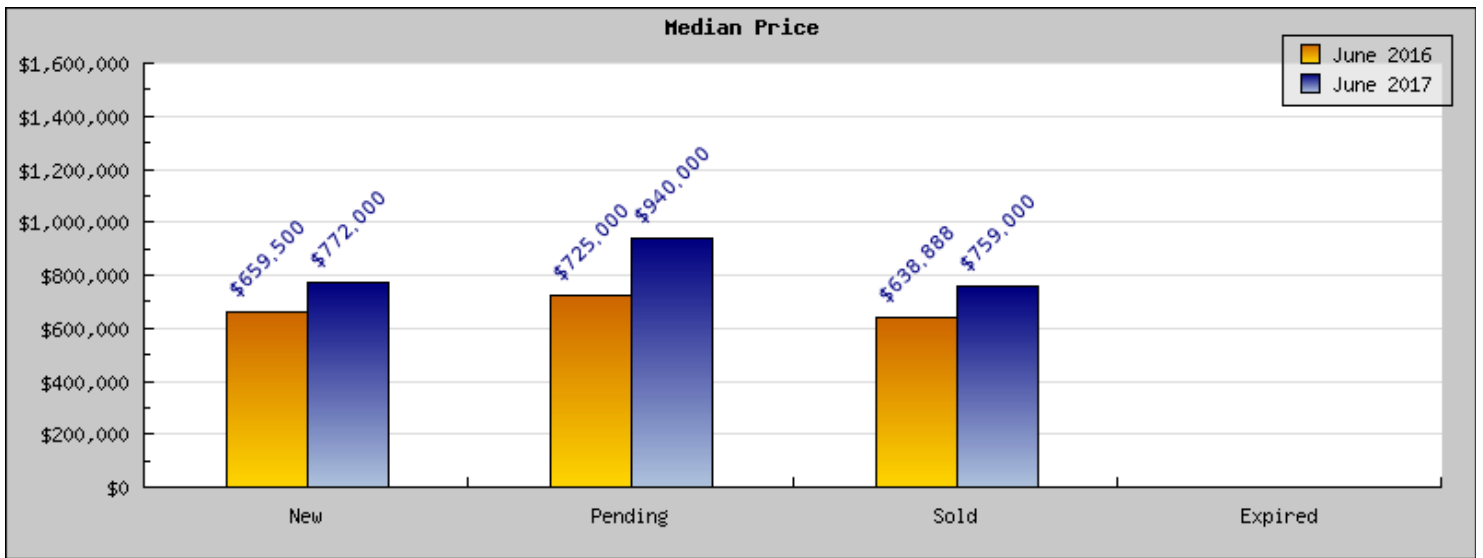
## June 2017

Areas: Albany

Status	Data	Total
Listings Added	Number of Listings	14
	Low Price	\$399,000
	High Price	\$1,250,000
	Average Price	\$806,691
	Median Price	\$772,000
Listings that went Pending	Number of Listings	14
	Low Price	\$515,000
	High Price	\$1,250,000
	Average Price	\$897,353
	Median Price	\$940,000
	Average DOM	19
Listings that Closed	Number of Listings	14
	Low Price	\$498,000
	High Price	\$1,250,000
	Average Price	\$772,571
	Median Price	\$759,000
	Average DOM	14
Listings that Expired	Number of Listings	
	Low Price	\$0
	High Price	\$0
	Average Price	\$0
	Median Price	\$0
	Average DOM	0
Average Active Listing Count		10
Total Number of Listings (ADD, PND, CLSD, EXP)		42
Lowest Price		\$0
Highest Price		\$1,250,000
Average Price		\$619,154
Average DOM (PND, CLSD, EXP)		11







## June 2016

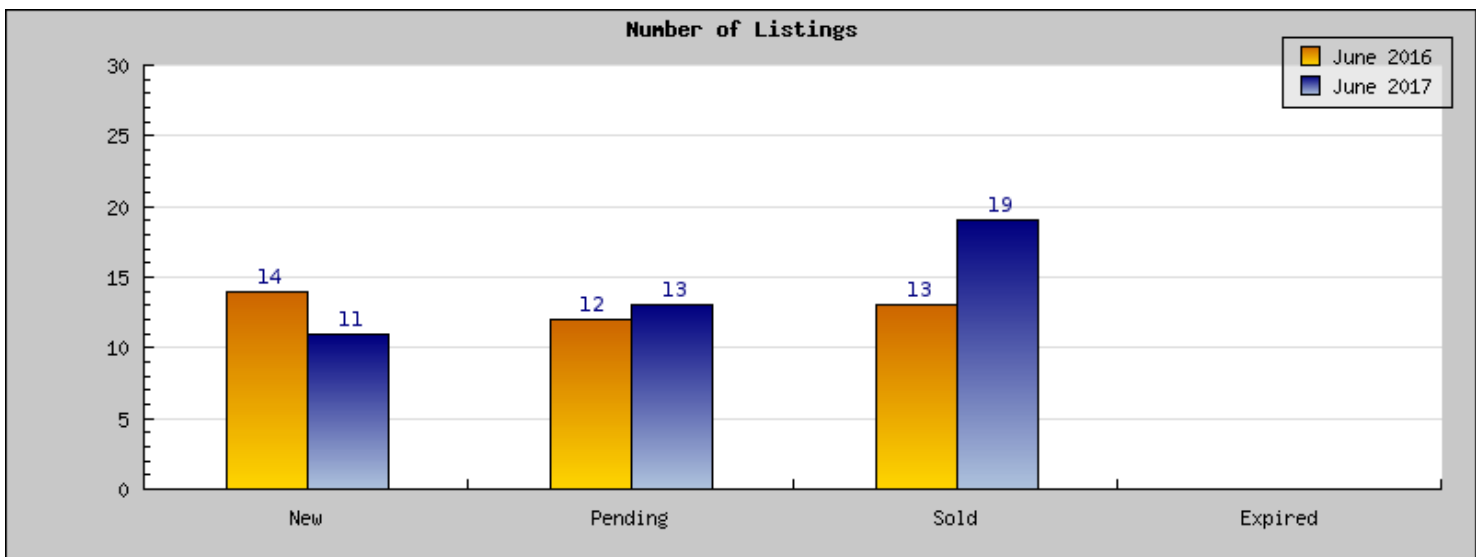
Areas: Piedmont

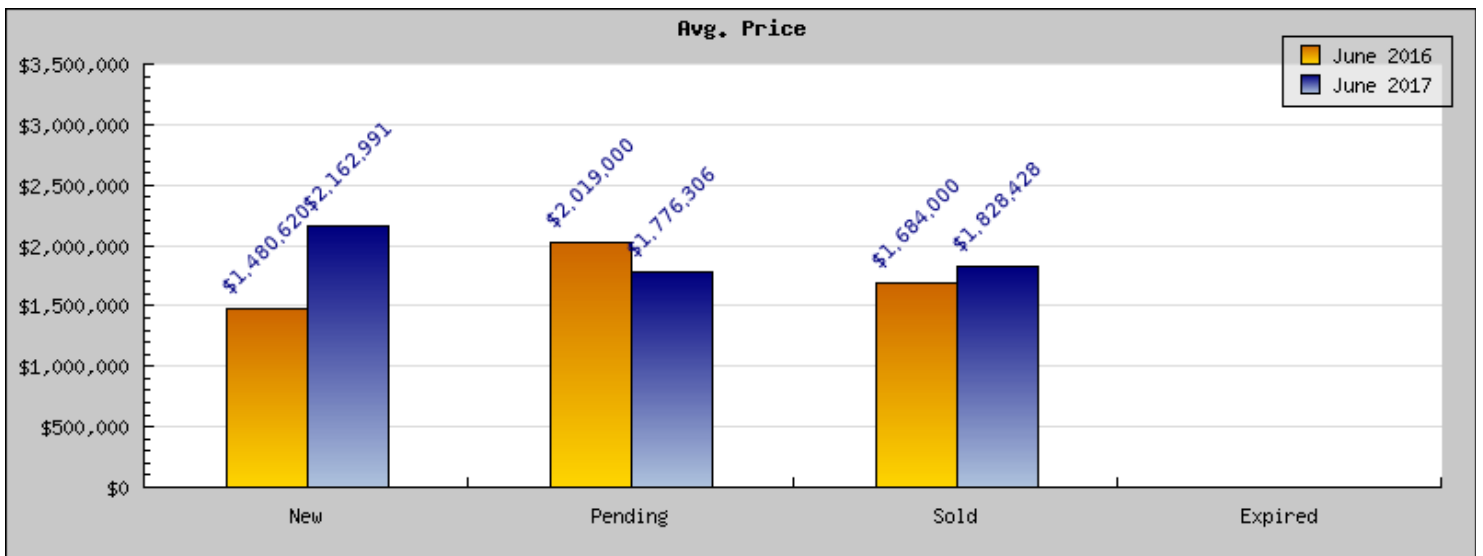
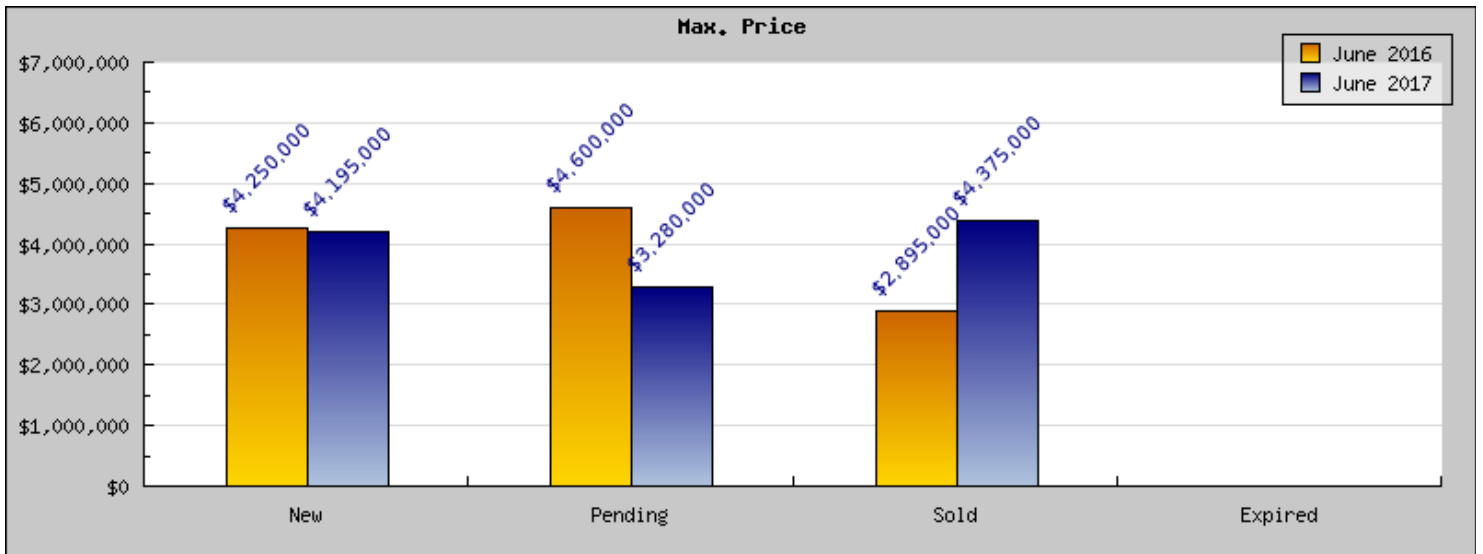
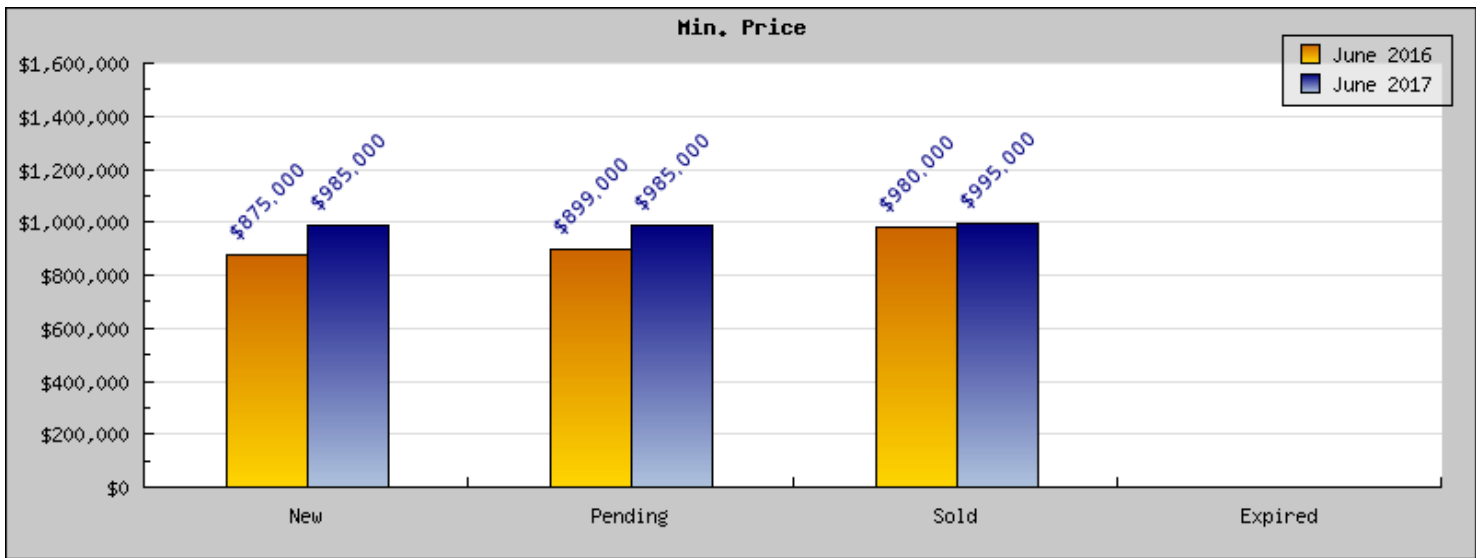
Status	Data	Total
Listings Added	Number of Listings	14
	Low Price	\$875,000
	High Price	\$4,250,000
	Average Price	\$1,480,620
	Median Price	\$1,374,250
Listings that went Pending	Number of Listings	12
	Low Price	\$899,000
	High Price	\$4,600,000
	Average Price	\$2,019,000
	Median Price	\$1,473,250
	Average DOM	27
Listings that Closed	Number of Listings	13
	Low Price	\$980,000
	High Price	\$2,895,000
	Average Price	\$1,684,000
	Median Price	\$1,622,500
	Average DOM	15
Listings that Expired	Number of Listings	
	Low Price	\$0
	High Price	\$0
	Average Price	\$0
	Median Price	\$0
	Average DOM	0
Average Active Listing Count		16
Total Number of Listings (ADD, PND, CLSD, EXP)		39
Lowest Price		\$0
Highest Price		\$4,600,000
Average Price		\$1,295,905
Average DOM (PND, CLSD, EXP)		14

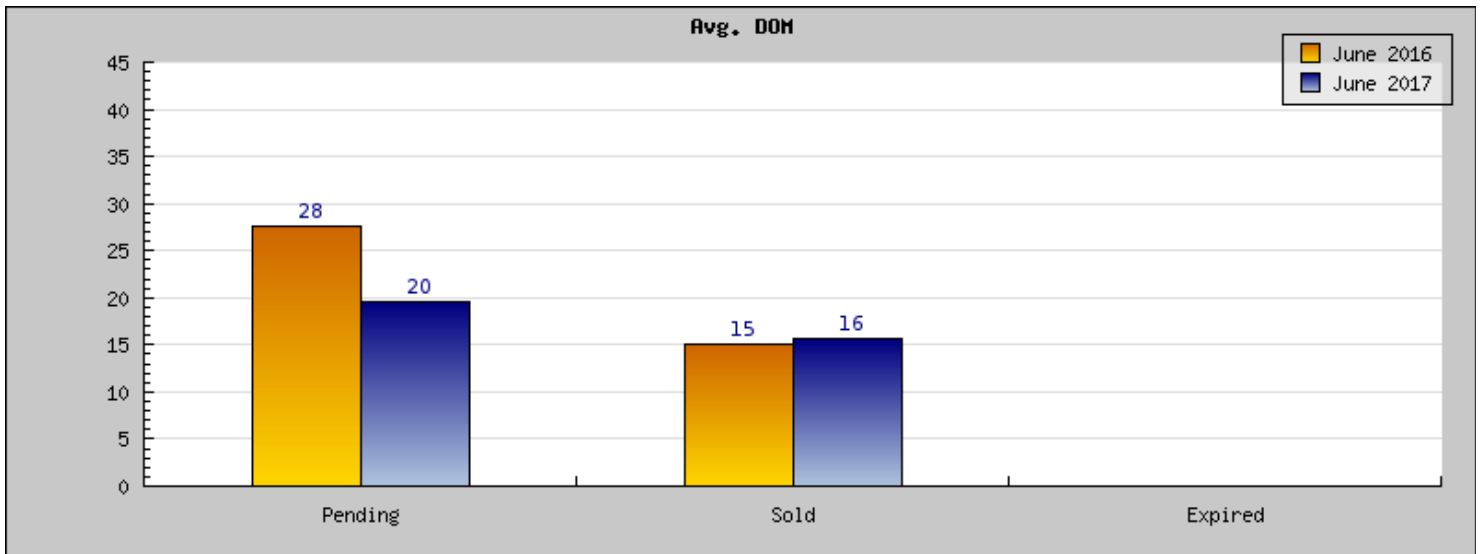
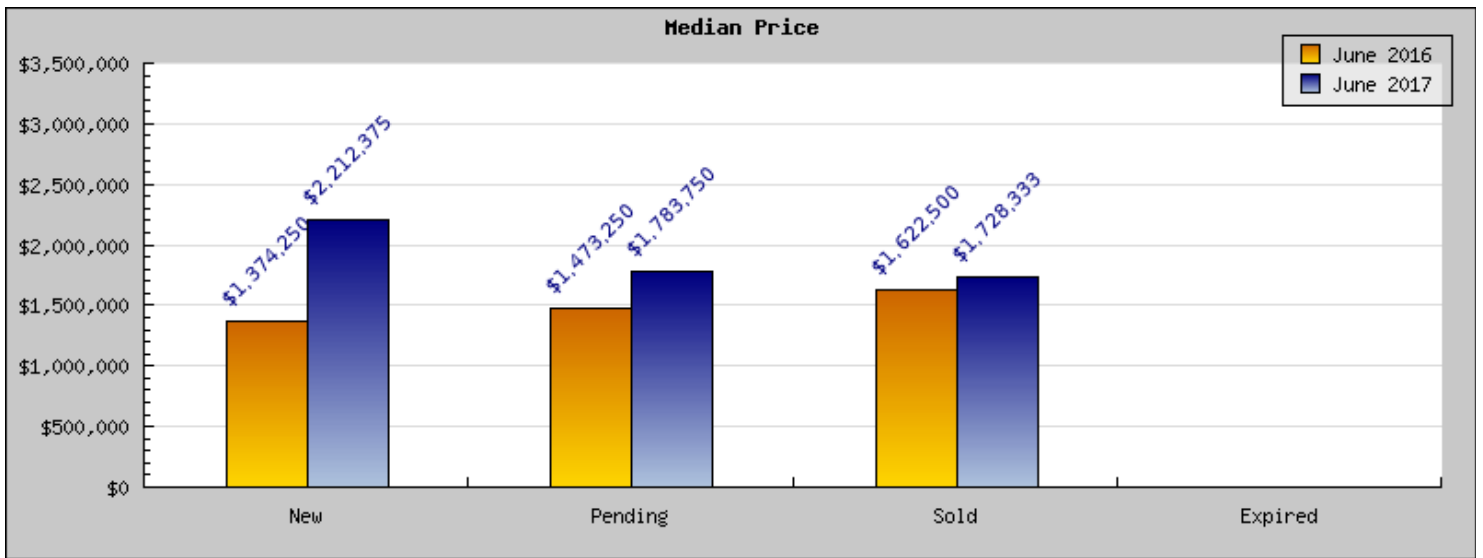
## June 2017

Areas: Piedmont

Status	Data	Total
Listings Added	Number of Listings	11
	Low Price	\$985,000
	High Price	\$4,195,000
	Average Price	\$2,162,991
	Median Price	\$2,212,375
Listings that went Pending	Number of Listings	13
	Low Price	\$985,000
	High Price	\$3,280,000
	Average Price	\$1,776,306
	Median Price	\$1,783,750
	Average DOM	19
Listings that Closed	Number of Listings	19
	Low Price	\$995,000
	High Price	\$4,375,000
	Average Price	\$1,828,428
	Median Price	\$1,728,333
	Average DOM	15
Listings that Expired	Number of Listings	
	Low Price	\$0
	High Price	\$0
	Average Price	\$0
	Median Price	\$0
	Average DOM	0
Average Active Listing Count		10
Total Number of Listings (ADD, PND, CLSD, EXP)		43
Lowest Price		\$0
Highest Price		\$4,375,000
Average Price		\$1,441,931
Average DOM (PND, CLSD, EXP)		11







## June 2016

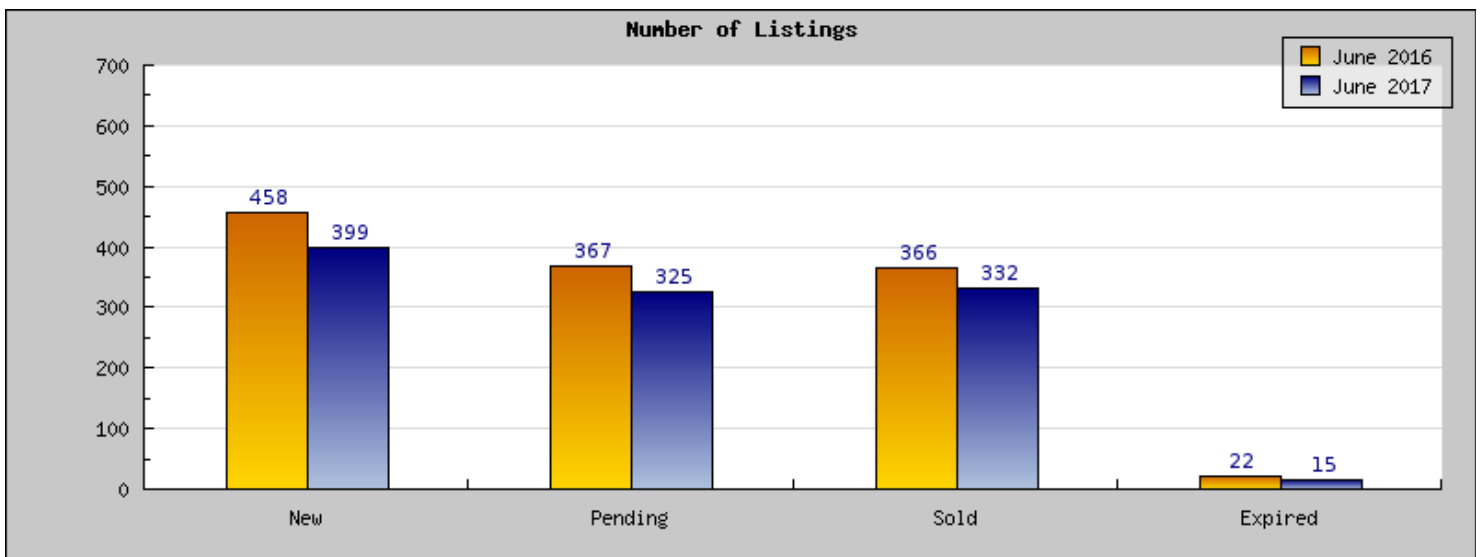
Areas: Oakland

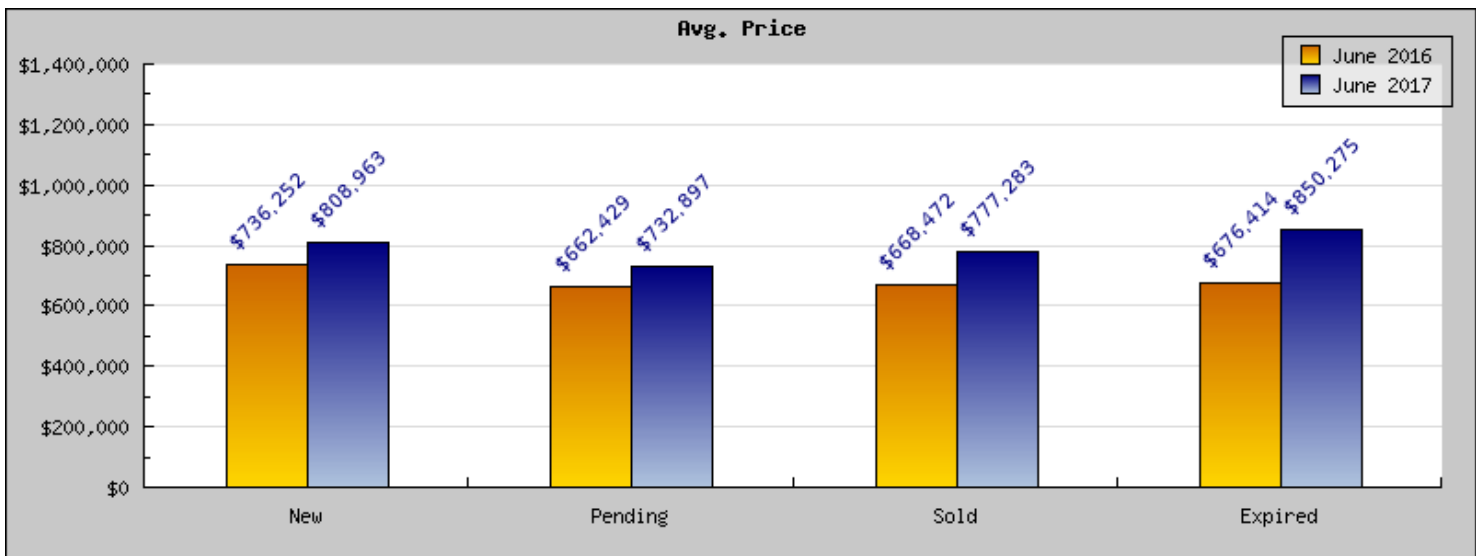
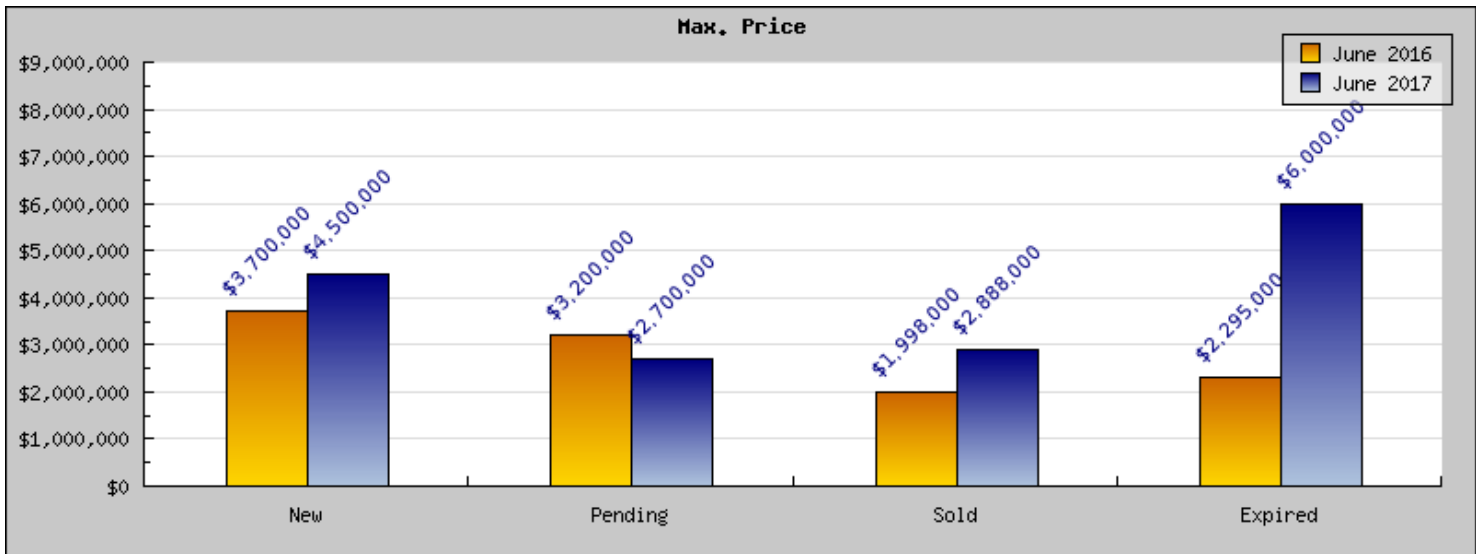
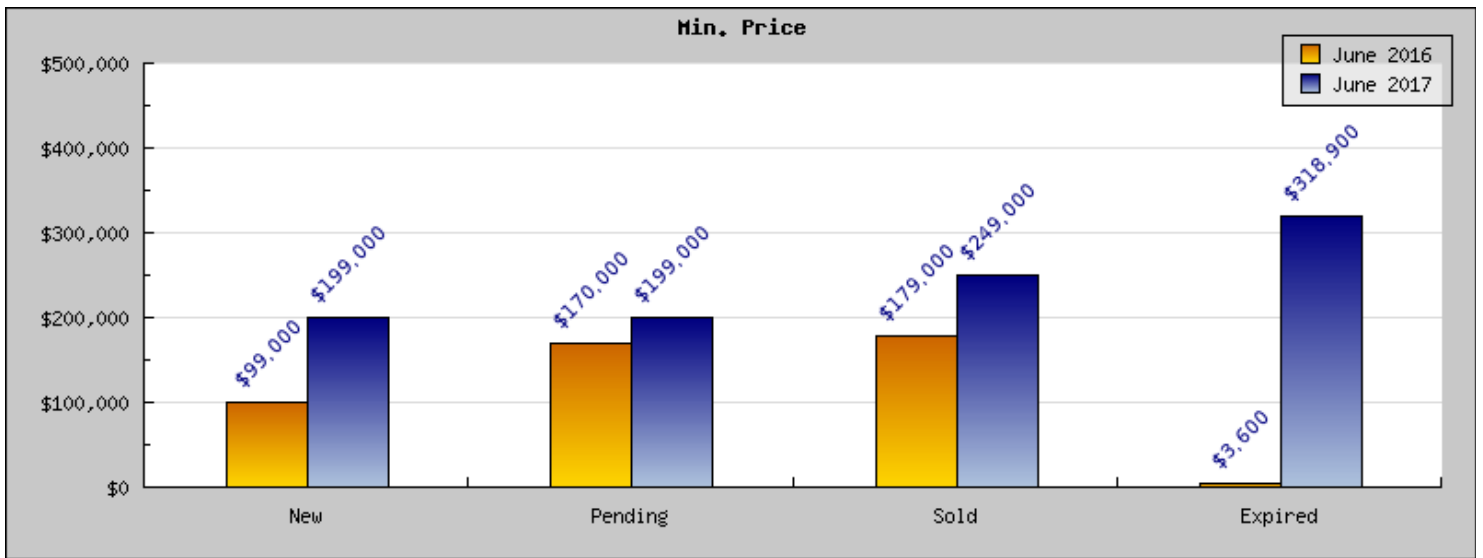
Status	Data	Total
Listings Added	Number of Listings	458
	Low Price	\$99,000
	High Price	\$3,700,000
	Average Price	\$736,252
	Median Price	\$678,317
Listings that went Pending	Number of Listings	367
	Low Price	\$170,000
	High Price	\$3,200,000
	Average Price	\$662,429
	Median Price	\$627,796
	Average DOM	23
Listings that Closed	Number of Listings	366
	Low Price	\$179,000
	High Price	\$1,998,000
	Average Price	\$668,472
	Median Price	\$652,530
	Average DOM	25
Listings that Expired	Number of Listings	22
	Low Price	\$3,600
	High Price	\$2,295,000
	Average Price	\$676,414
	Median Price	\$660,994
	Average DOM	116
Average Active Listing Count		394
Total Number of Listings (ADD, PND, CLSD, EXP)		1,213
Lowest Price		\$3,600
Highest Price		\$3,700,000
Average Price		\$685,892
Average DOM (PND, CLSD, EXP)		55

## June 2017

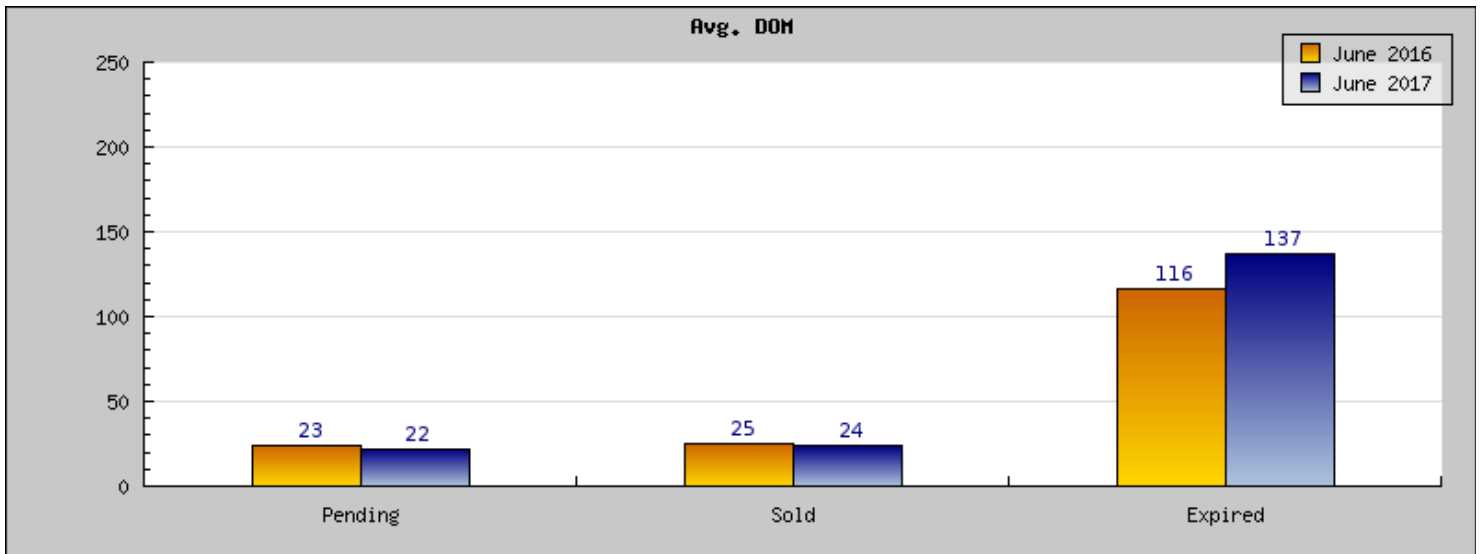
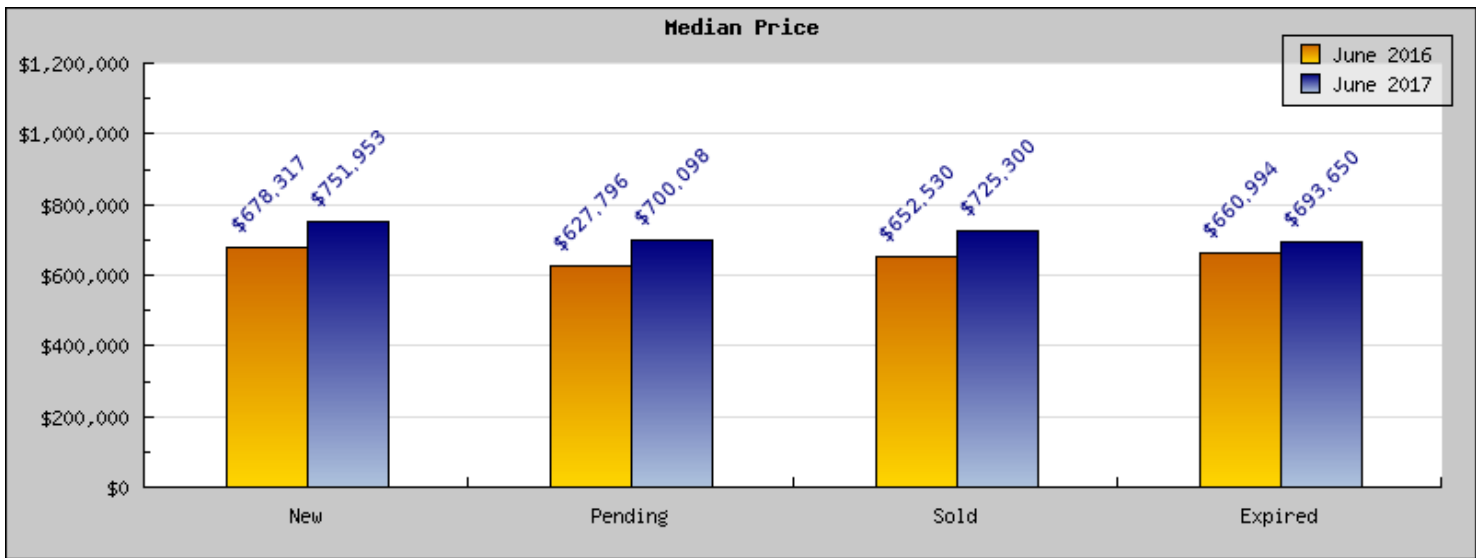
Areas: Oakland

Status	Data	Total
Listings Added	Number of Listings	399
	Low Price	\$199,000
	High Price	\$4,500,000
	Average Price	\$808,963
	Median Price	\$751,953
Listings that went Pending	Number of Listings	325
	Low Price	\$199,000
	High Price	\$2,700,000
	Average Price	\$732,897
	Median Price	\$700,098
	Average DOM	21
Listings that Closed	Number of Listings	332
	Low Price	\$249,000
	High Price	\$2,888,000
	Average Price	\$777,283
	Median Price	\$725,300
	Average DOM	24
Listings that Expired	Number of Listings	15
	Low Price	\$318,900
	High Price	\$6,000,000
	Average Price	\$850,275
	Median Price	\$693,650
	Average DOM	136
Average Active Listing Count		356
Total Number of Listings (ADD, PND, CLSD, EXP)		1,071
Lowest Price		\$199,000
Highest Price		\$6,000,000
Average Price		\$792,354
Average DOM (PND, CLSD, EXP)		60









## June 2016

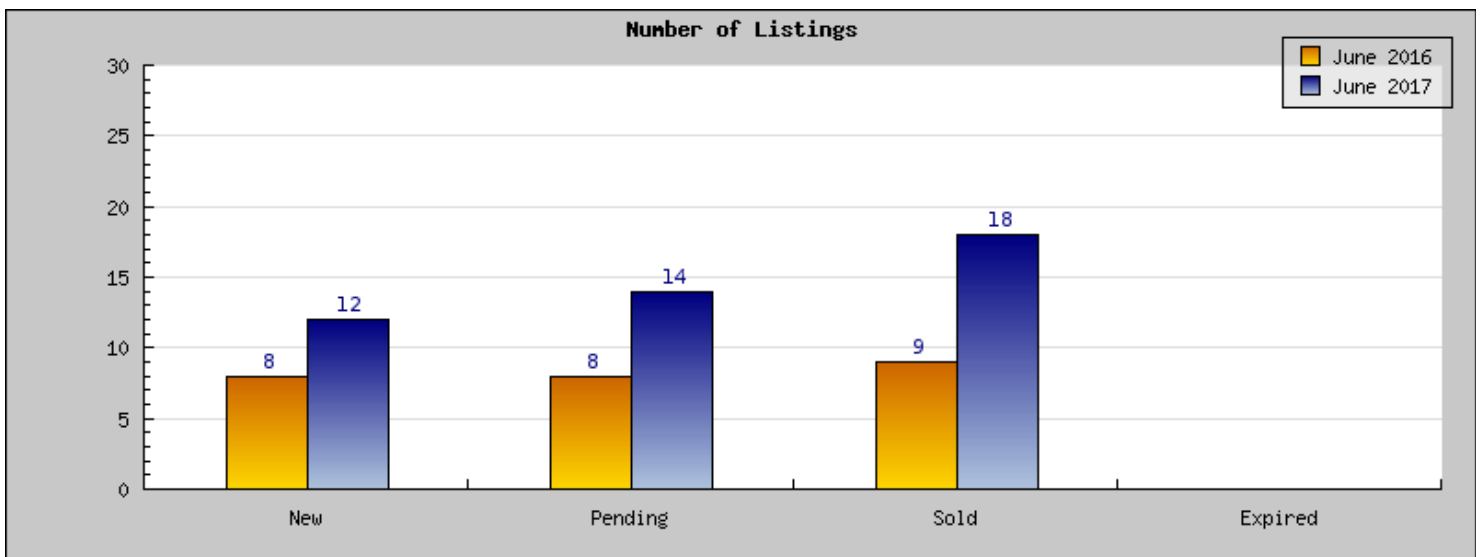
Areas: Kensington

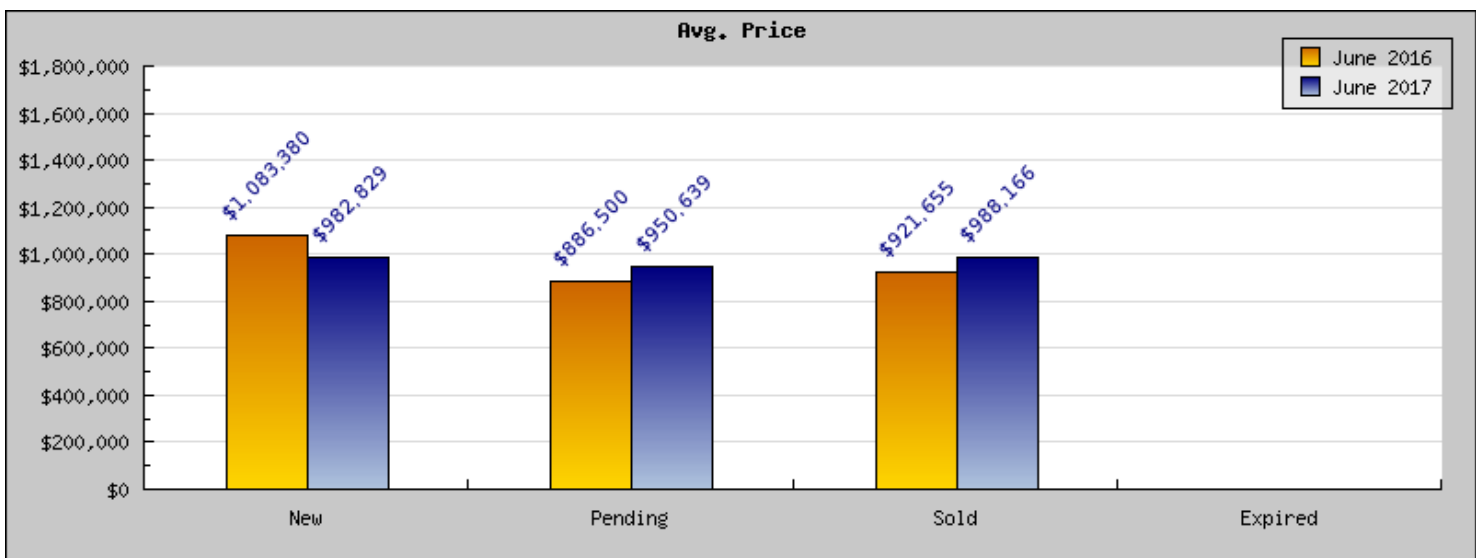
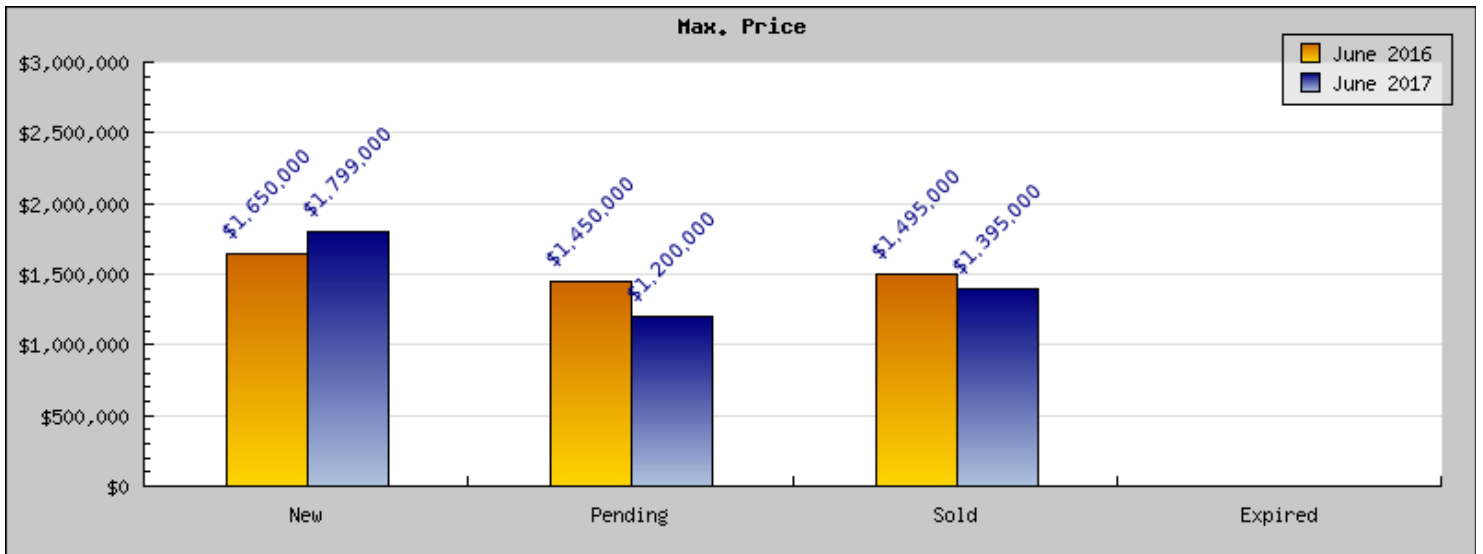
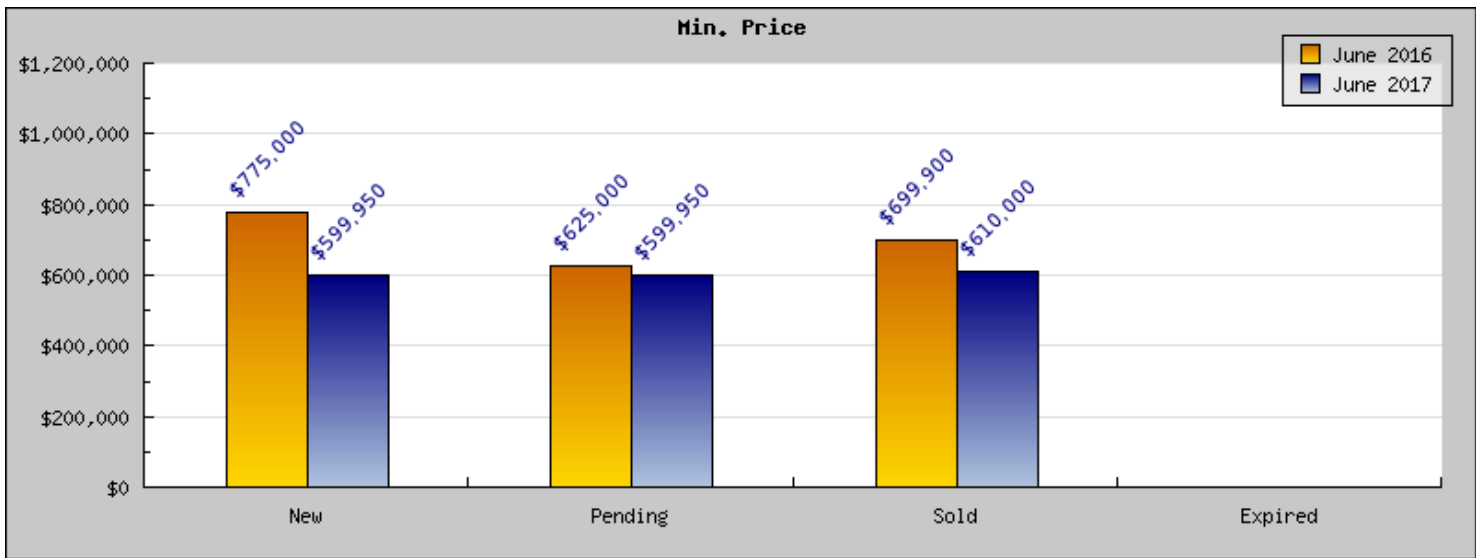
Status	Data	Total
Listings Added	Number of Listings	8
	Low Price	\$775,000
	High Price	\$1,650,000
	Average Price	\$1,083,380
	Median Price	\$899,000
Listings that went Pending	Number of Listings	8
	Low Price	\$625,000
	High Price	\$1,450,000
	Average Price	\$886,500
	Median Price	\$847,500
	Average DOM	17
Listings that Closed	Number of Listings	9
	Low Price	\$699,900
	High Price	\$1,495,000
	Average Price	\$921,655
	Median Price	\$899,000
	Average DOM	15
Listings that Expired	Number of Listings	
	Low Price	\$0
	High Price	\$0
	Average Price	\$0
	Median Price	\$0
	Average DOM	0
Average Active Listing Count		7
Total Number of Listings (ADD, PND, CLSD, EXP)		25
Lowest Price		\$0
Highest Price		\$1,650,000
Average Price		\$722,884
Average DOM (PND, CLSD, EXP)		10

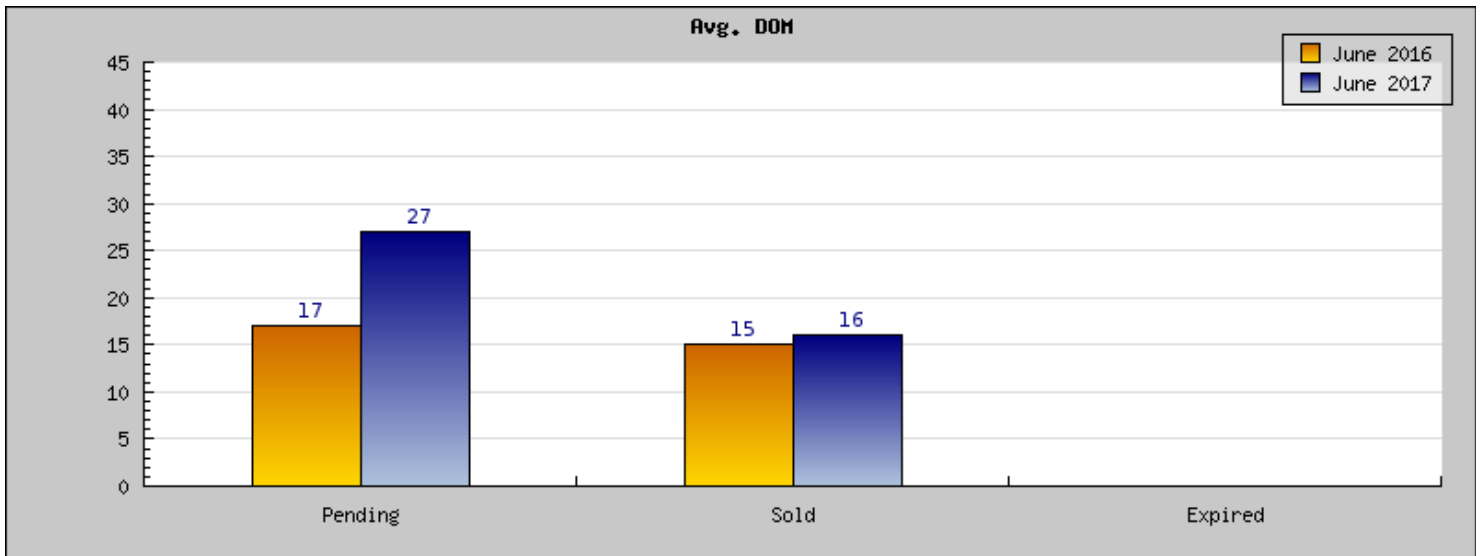
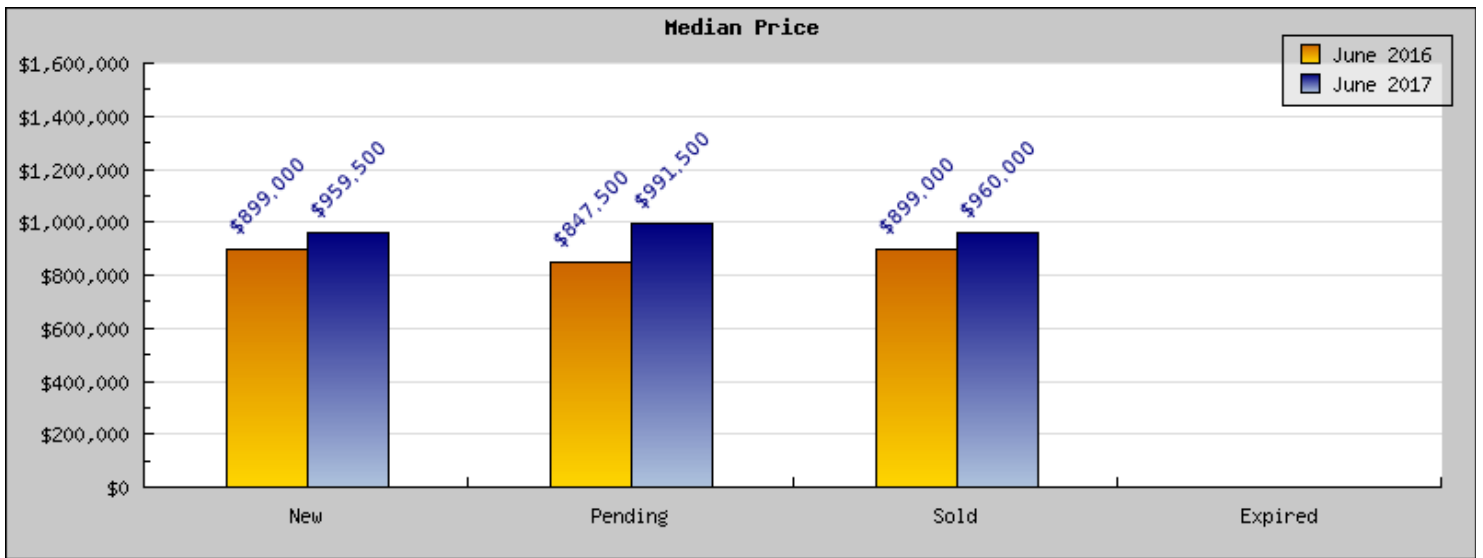
## June 2017

Areas: Kensington

Status	Data	Total
Listings Added	Number of Listings	12
	Low Price	\$599,950
	High Price	\$1,799,000
	Average Price	\$982,829
	Median Price	\$959,500
Listings that went Pending	Number of Listings	14
	Low Price	\$599,950
	High Price	\$1,200,000
	Average Price	\$950,639
	Median Price	\$991,500
	Average DOM	27
Listings that Closed	Number of Listings	18
	Low Price	\$610,000
	High Price	\$1,395,000
	Average Price	\$988,166
	Median Price	\$960,000
	Average DOM	16
Listings that Expired	Number of Listings	
	Low Price	\$0
	High Price	\$0
	Average Price	\$0
	Median Price	\$0
	Average DOM	0
Average Active Listing Count		7
Total Number of Listings (ADD, PND, CLSD, EXP)		44
Lowest Price		\$0
Highest Price		\$1,799,000
Average Price		\$730,409
Average DOM (PND, CLSD, EXP)		14







## June 2016

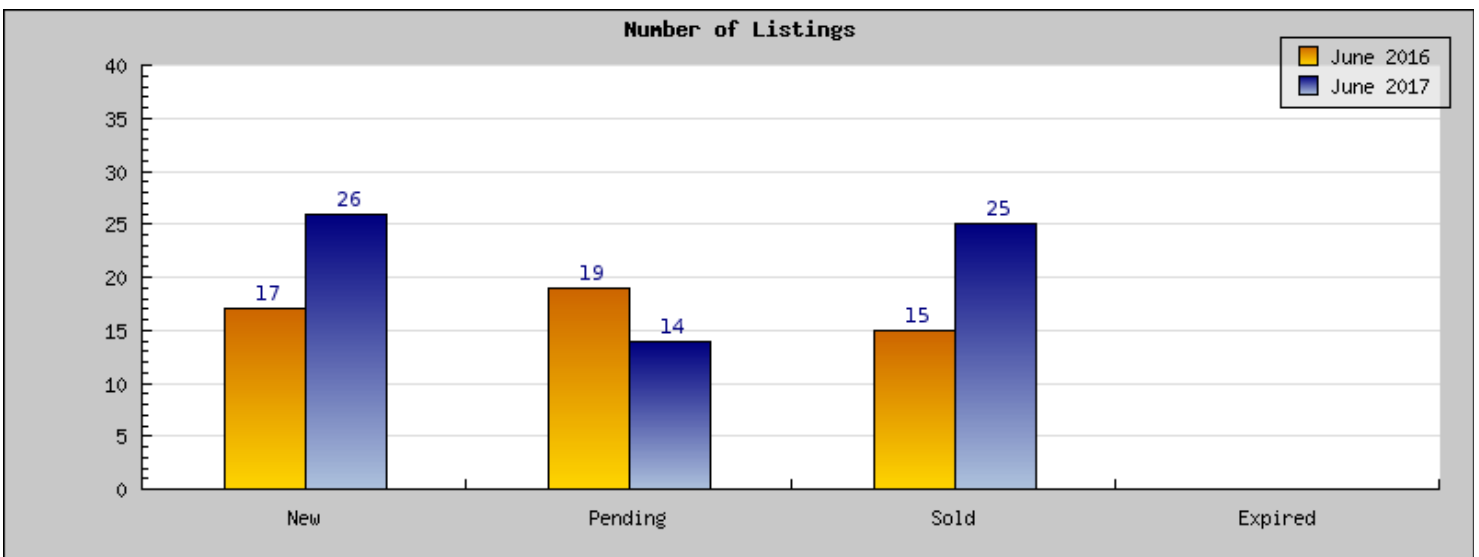
Areas: Emeryville

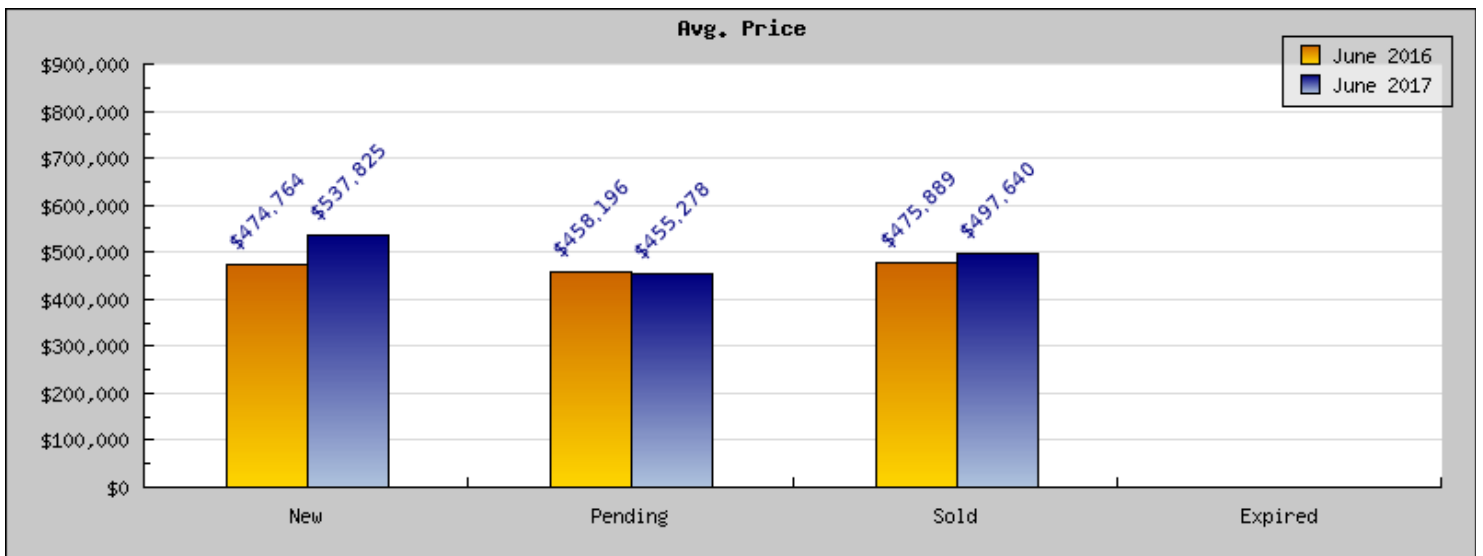
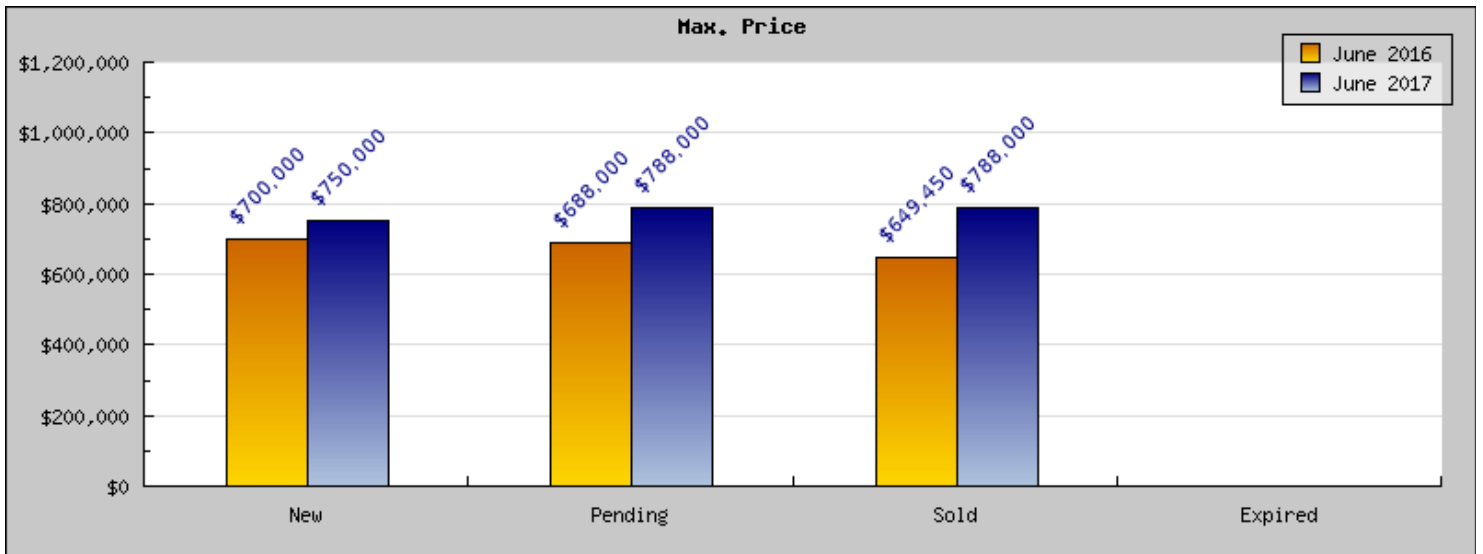
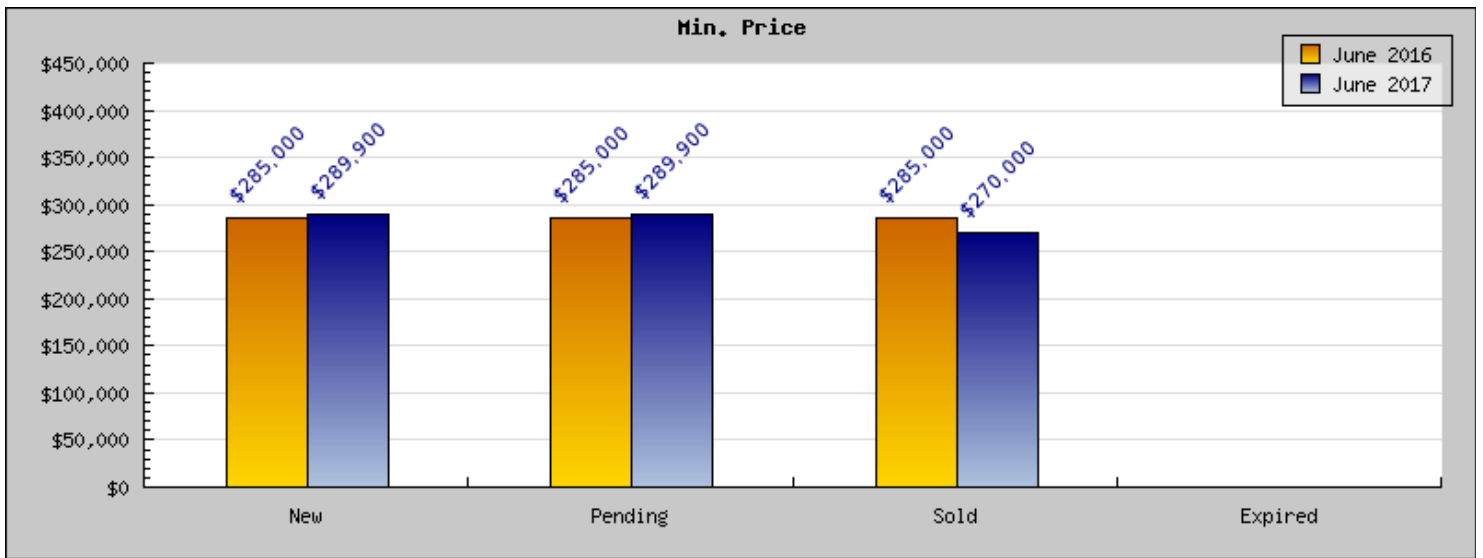
Status	Data	Total
Listings Added	Number of Listings	17
	Low Price	\$285,000
	High Price	\$700,000
	Average Price	\$474,764
	Median Price	\$449,000
Listings that went Pending	Number of Listings	19
	Low Price	\$285,000
	High Price	\$688,000
	Average Price	\$458,196
	Median Price	\$395,000
	Average DOM	18
Listings that Closed	Number of Listings	15
	Low Price	\$285,000
	High Price	\$649,450
	Average Price	\$475,889
	Median Price	\$479,000
	Average DOM	20
Listings that Expired	Number of Listings	
	Low Price	\$0
	High Price	\$0
	Average Price	\$0
	Median Price	\$0
	Average DOM	0
Average Active Listing Count		13
Total Number of Listings (ADD, PND, CLSD, EXP)		51
Lowest Price		\$0
Highest Price		\$700,000
Average Price		\$352,212
Average DOM (PND, CLSD, EXP)		12

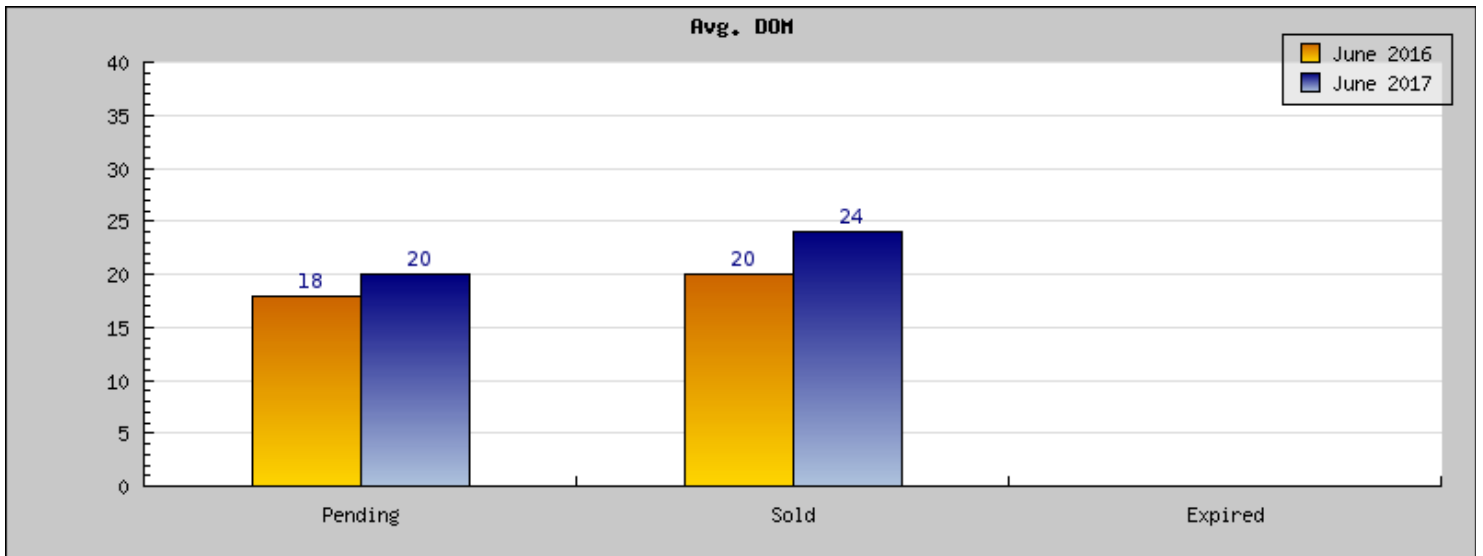
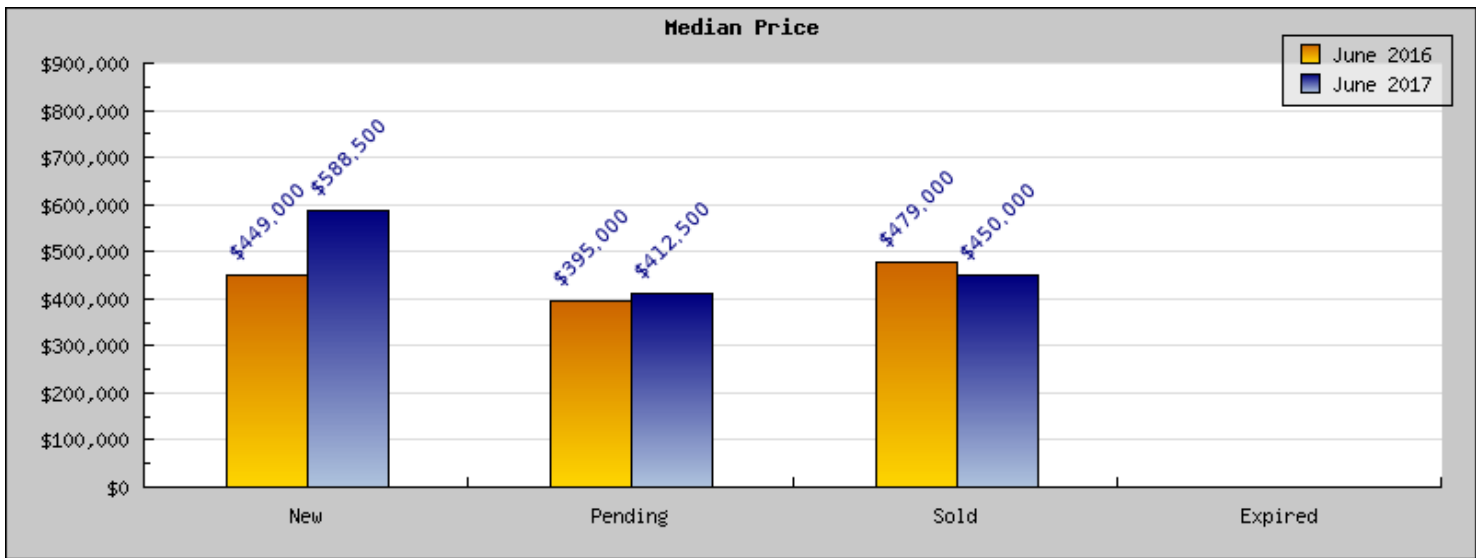
## June 2017

Areas: Emeryville

Status	Data	Total
Listings Added	Number of Listings	26
	Low Price	\$289,900
	High Price	\$750,000
	Average Price	\$537,825
	Median Price	\$588,500
Listings that went Pending	Number of Listings	14
	Low Price	\$289,900
	High Price	\$788,000
	Average Price	\$455,278
	Median Price	\$412,500
	Average DOM	20
Listings that Closed	Number of Listings	25
	Low Price	\$270,000
	High Price	\$788,000
	Average Price	\$497,640
	Median Price	\$450,000
	Average DOM	24
Listings that Expired	Number of Listings	
	Low Price	\$0
	High Price	\$0
	Average Price	\$0
	Median Price	\$0
	Average DOM	0
Average Active Listing Count		14
Total Number of Listings (ADD, PND, CLSD, EXP)		65
Lowest Price		\$0
Highest Price		\$788,000
Average Price		\$372,686
Average DOM (PND, CLSD, EXP)		14







## June 2016

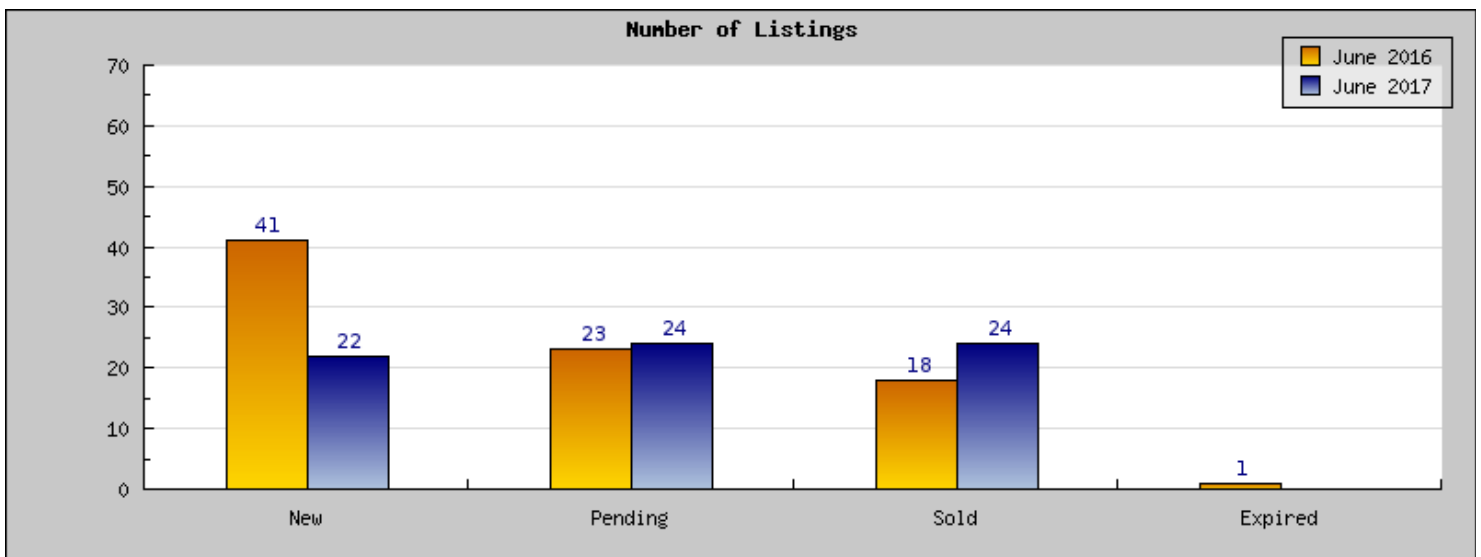
Areas: El Cerrito

Status	Data	Total
Listings Added	Number of Listings	41
	Low Price	\$419,000
	High Price	\$2,398,890
	Average Price	\$804,994
	Median Price	\$695,000
Listings that went Pending	Number of Listings	23
	Low Price	\$299,000
	High Price	\$1,080,000
	Average Price	\$658,126
	Median Price	\$659,000
	Average DOM	14
Listings that Closed	Number of Listings	18
	Low Price	\$299,000
	High Price	\$998,000
	Average Price	\$678,333
	Median Price	\$654,000
	Average DOM	14
Listings that Expired	Number of Listings	1
	Low Price	\$499,000
	High Price	\$499,000
	Average Price	\$499,000
	Median Price	\$499,000
	Average DOM	50
Average Active Listing Count		26
Total Number of Listings (ADD, PND, CLSD, EXP)		83
Lowest Price		\$299,000
Highest Price		\$2,398,890
Average Price		\$660,113
Average DOM (PND, CLSD, EXP)		26

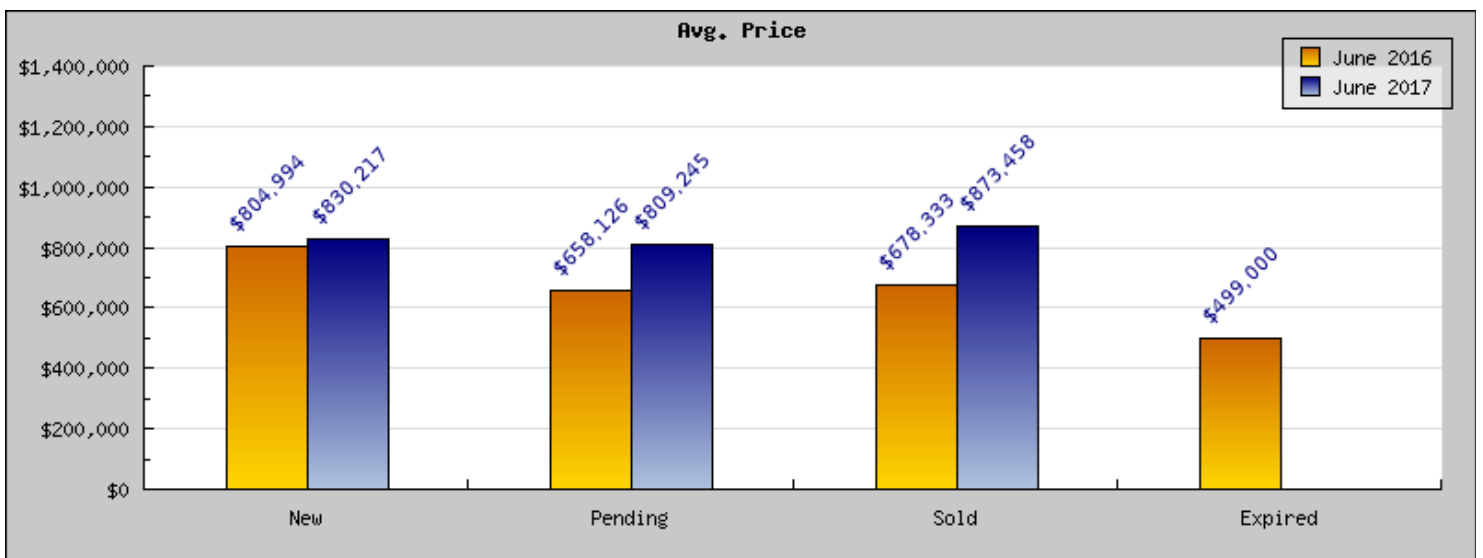
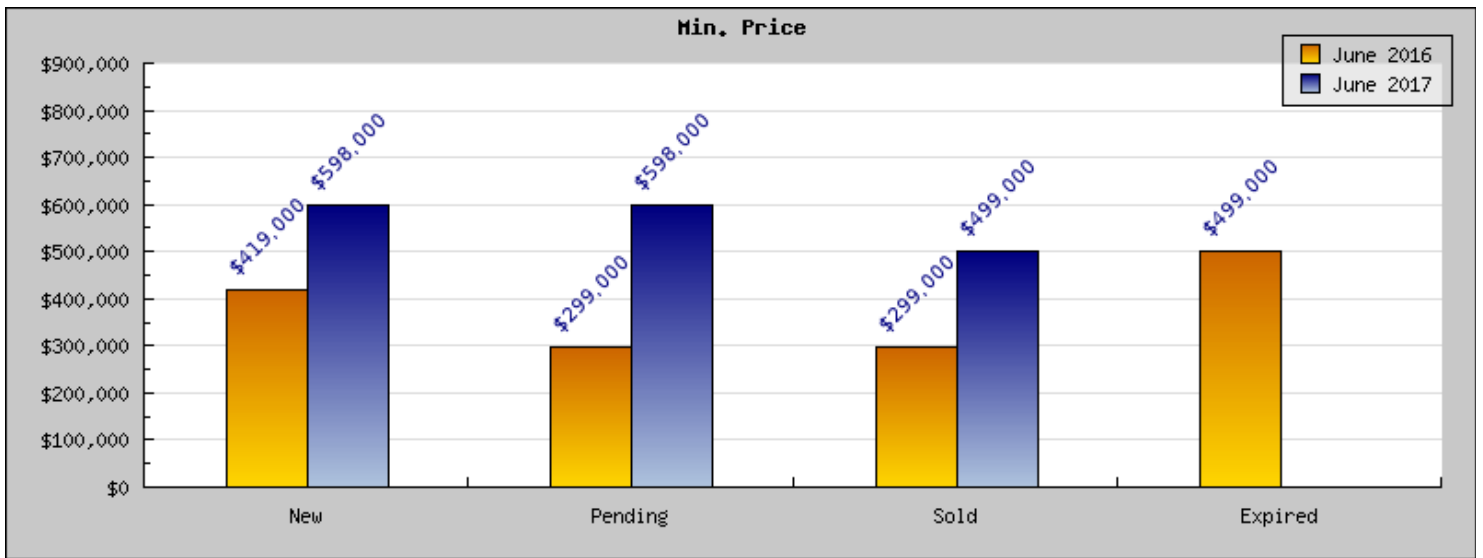
## June 2017

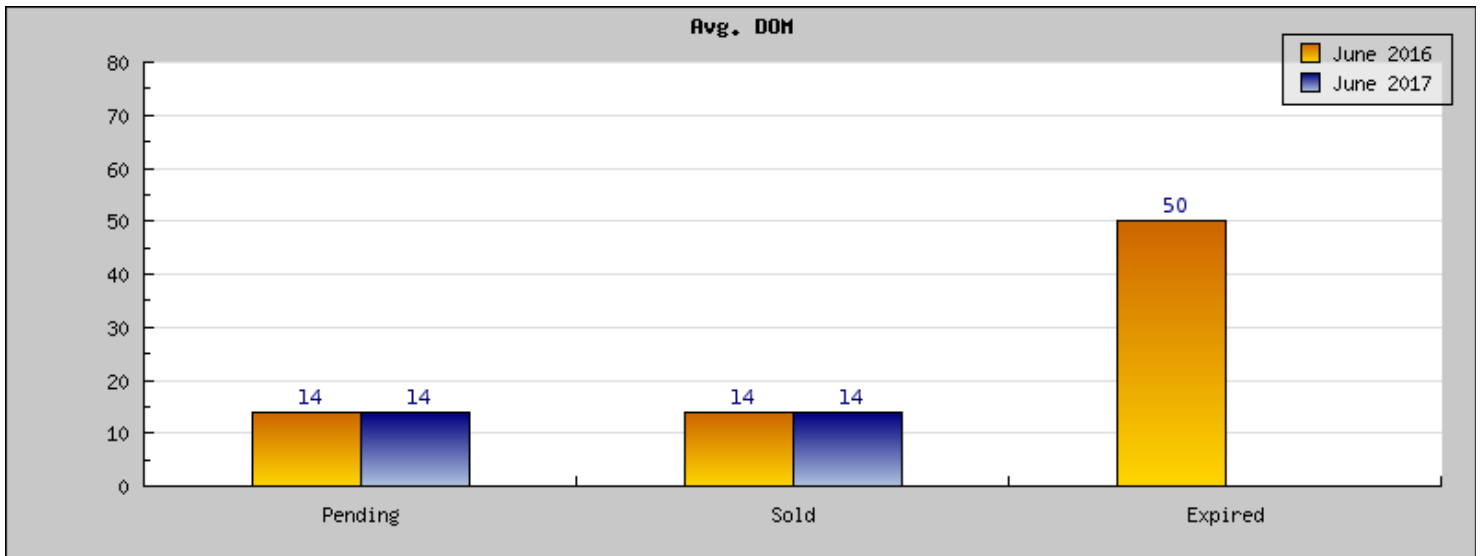
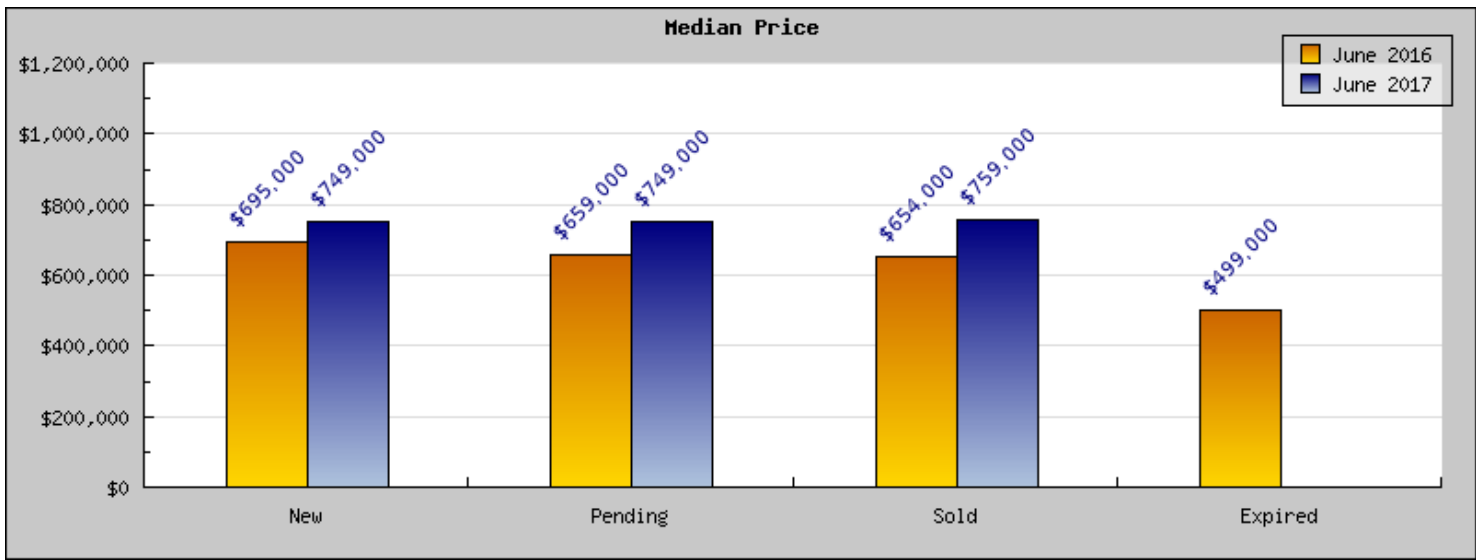
Areas: El Cerrito

Status	Data	Total
Listings Added	Number of Listings	22
	Low Price	\$598,000
	High Price	\$1,695,000
	Average Price	\$830,217
	Median Price	\$749,000
Listings that went Pending	Number of Listings	24
	Low Price	\$598,000
	High Price	\$1,395,000
	Average Price	\$809,245
	Median Price	\$749,000
	Average DOM	14
Listings that Closed	Number of Listings	24
	Low Price	\$499,000
	High Price	\$1,780,000
	Average Price	\$873,458
	Median Price	\$759,000
	Average DOM	14
Listings that Expired	Number of Listings	0
	Low Price	\$0
	High Price	\$0
	Average Price	\$0
	Median Price	\$0
	Average DOM	0
Average Active Listing Count		17
Total Number of Listings (ADD, PND, CLSD, EXP)		70
Lowest Price		\$0
Highest Price		\$1,780,000
Average Price		\$628,230
Average DOM (PND, CLSD, EXP)		9









## June 2016

Areas: Berkeley

Status	Data	Total
Listings Added	Number of Listings	72
	Low Price	\$265,000
	High Price	\$5,450,000
	Average Price	\$933,456
	Median Price	\$892,473
Listings that went Pending	Number of Listings	54
	Low Price	\$498,000
	High Price	\$4,150,000
	Average Price	\$927,700
	Median Price	\$823,925
	Average DOM	16
Listings that Closed	Number of Listings	76
	Low Price	\$409,000
	High Price	\$5,000,000
	Average Price	\$927,640
	Median Price	\$934,144
	Average DOM	16
Listings that Expired	Number of Listings	2
	Low Price	\$679,000
	High Price	\$1,300,000
	Average Price	\$989,500
	Median Price	\$989,500
	Average DOM	67
Average Active Listing Count		47
Total Number of Listings (ADD, PND, CLSD, EXP)		204
Lowest Price		\$265,000
Highest Price		\$5,450,000
Average Price		\$944,574
Average DOM (PND, CLSD, EXP)		33

## June 2017

Areas: Berkeley

Status	Data	Total
Listings Added	Number of Listings	85
	Low Price	\$370,000
	High Price	\$4,667,790
	Average Price	\$1,011,665
	Median Price	\$910,100
Listings that went Pending	Number of Listings	92
	Low Price	\$415,000
	High Price	\$2,500,000
	Average Price	\$1,014,822
	Median Price	\$952,500
	Average DOM	16
Listings that Closed	Number of Listings	77
	Low Price	\$499,000
	High Price	\$2,300,000
	Average Price	\$982,450
	Median Price	\$933,588
	Average DOM	14
Listings that Expired	Number of Listings	0
	Low Price	\$0
	High Price	\$0
	Average Price	\$0
	Median Price	\$0
	Average DOM	0
Average Active Listing Count		59
Total Number of Listings (ADD, PND, CLSD, EXP)		254
Lowest Price		\$0
Highest Price		\$4,667,790
Average Price		\$752,234
Average DOM (PND, CLSD, EXP)		10

