

## July 2016

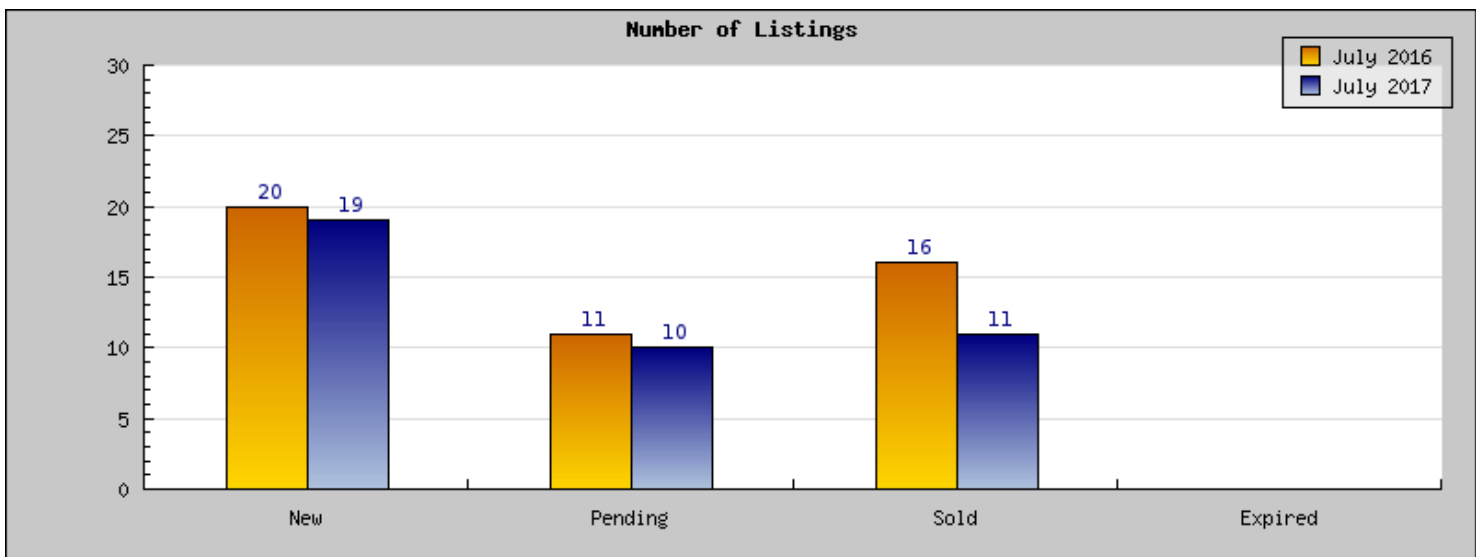
Areas: Albany

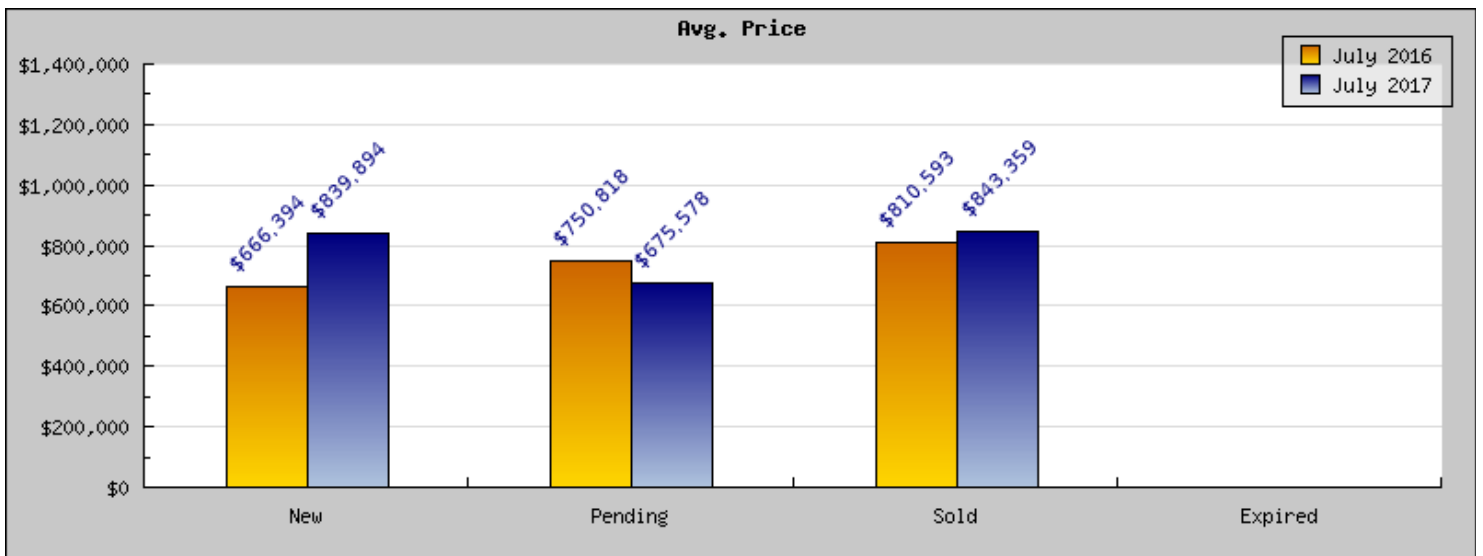
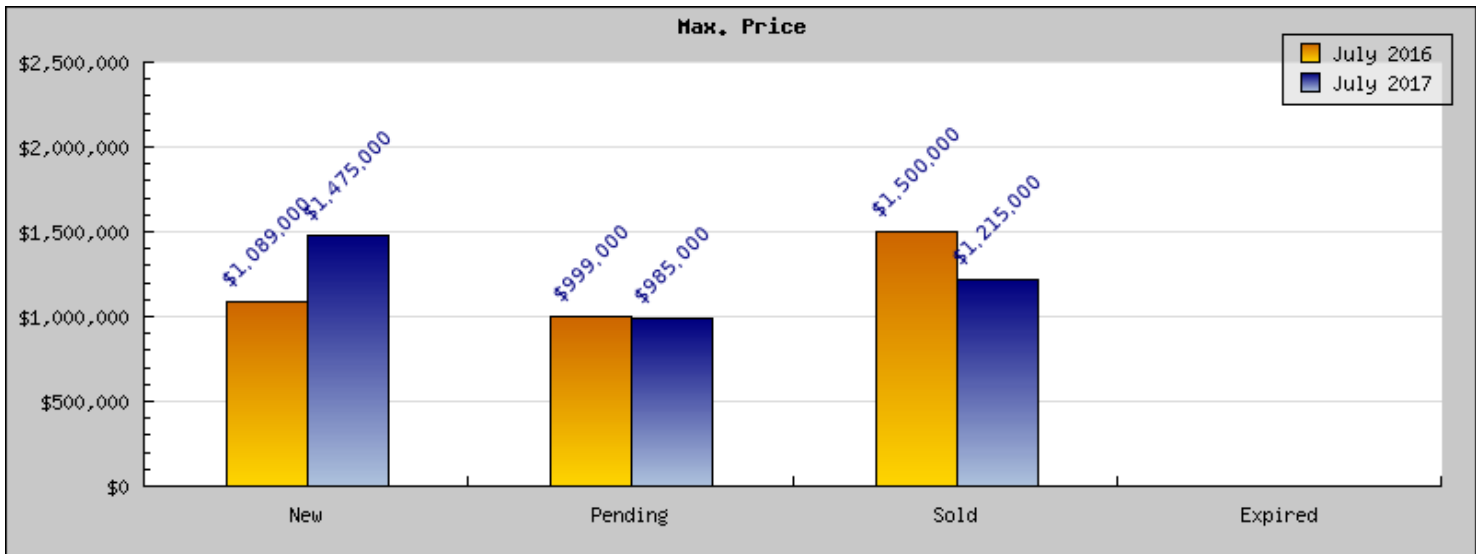
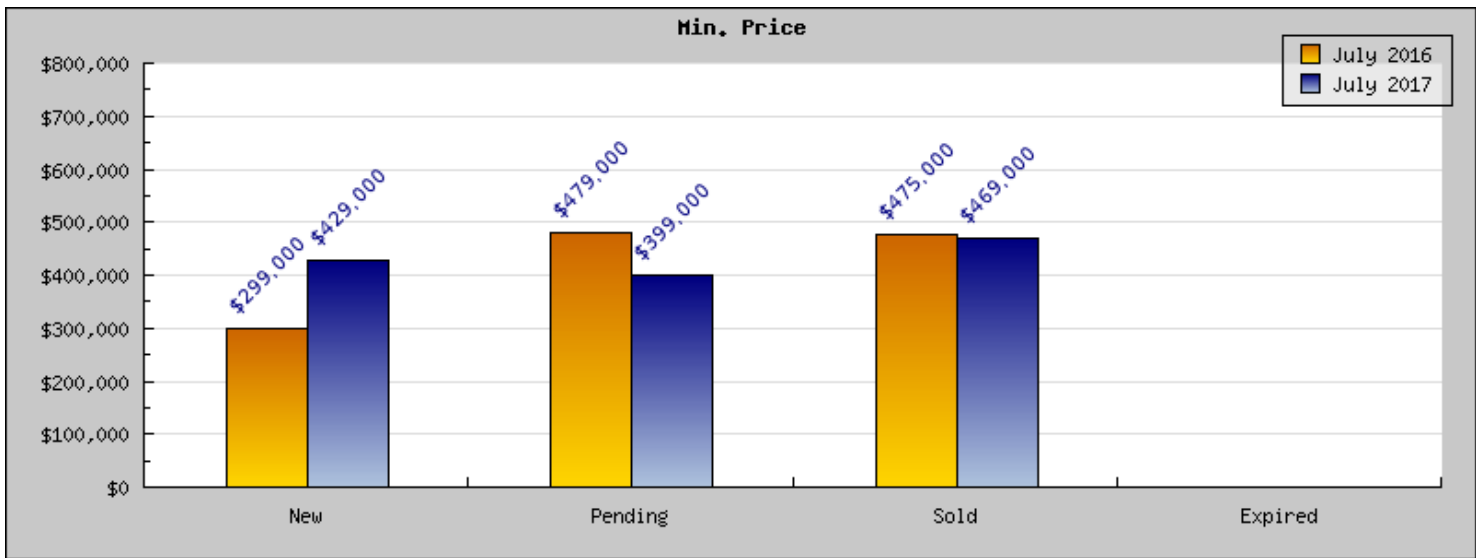
Status	Data	Total
Listings Added	Number of Listings	20
	Low Price	\$299,000
	High Price	\$1,089,000
	Average Price	\$666,394
	Median Price	\$676,500
Listings that went Pending	Number of Listings	11
	Low Price	\$479,000
	High Price	\$999,000
	Average Price	\$750,818
	Median Price	\$729,000
	Average DOM	18
Listings that Closed	Number of Listings	16
	Low Price	\$475,000
	High Price	\$1,500,000
	Average Price	\$810,593
	Median Price	\$747,000
	Average DOM	20
Listings that Expired	Number of Listings	
	Low Price	\$0
	High Price	\$0
	Average Price	\$0
	Median Price	\$0
	Average DOM	0
Average Active Listing Count		17
Total Number of Listings (ADD, PND, CLSD, EXP)		47
Lowest Price		\$0
Highest Price		\$1,500,000
Average Price		\$556,951
Average DOM (PND, CLSD, EXP)		12

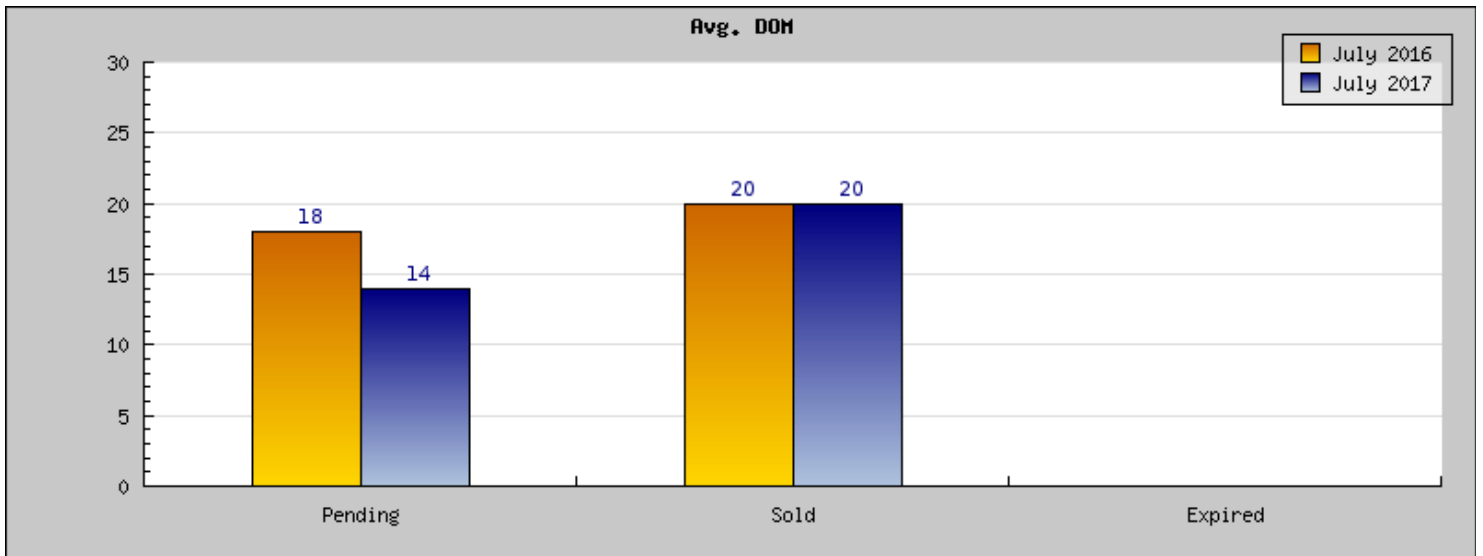
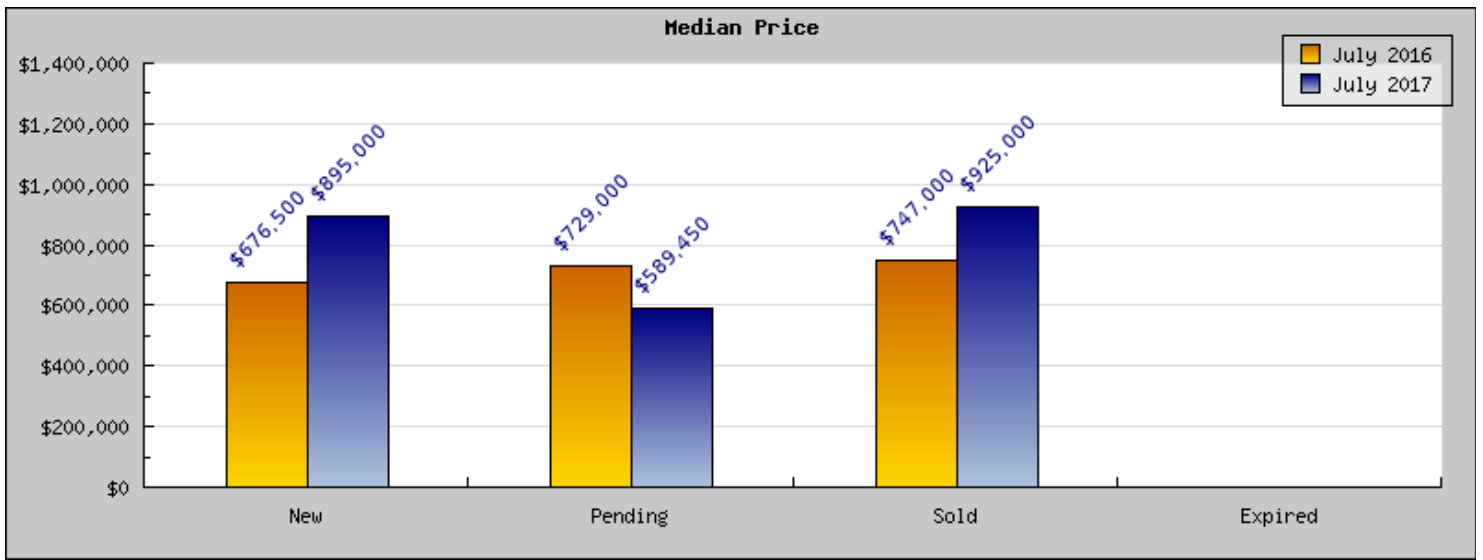
## July 2017

Areas: Albany

Status	Data	Total
Listings Added	Number of Listings	19
	Low Price	\$429,000
	High Price	\$1,475,000
	Average Price	\$839,894
	Median Price	\$895,000
Listings that went Pending	Number of Listings	10
	Low Price	\$399,000
	High Price	\$985,000
	Average Price	\$675,578
	Median Price	\$589,450
	Average DOM	14
Listings that Closed	Number of Listings	11
	Low Price	\$469,000
	High Price	\$1,215,000
	Average Price	\$843,359
	Median Price	\$925,000
	Average DOM	20
Listings that Expired	Number of Listings	
	Low Price	\$0
	High Price	\$0
	Average Price	\$0
	Median Price	\$0
	Average DOM	0
Average Active Listing Count		14
Total Number of Listings (ADD, PND, CLSD, EXP)		40
Lowest Price		\$0
Highest Price		\$1,475,000
Average Price		\$589,708
Average DOM (PND, CLSD, EXP)		11







## July 2016

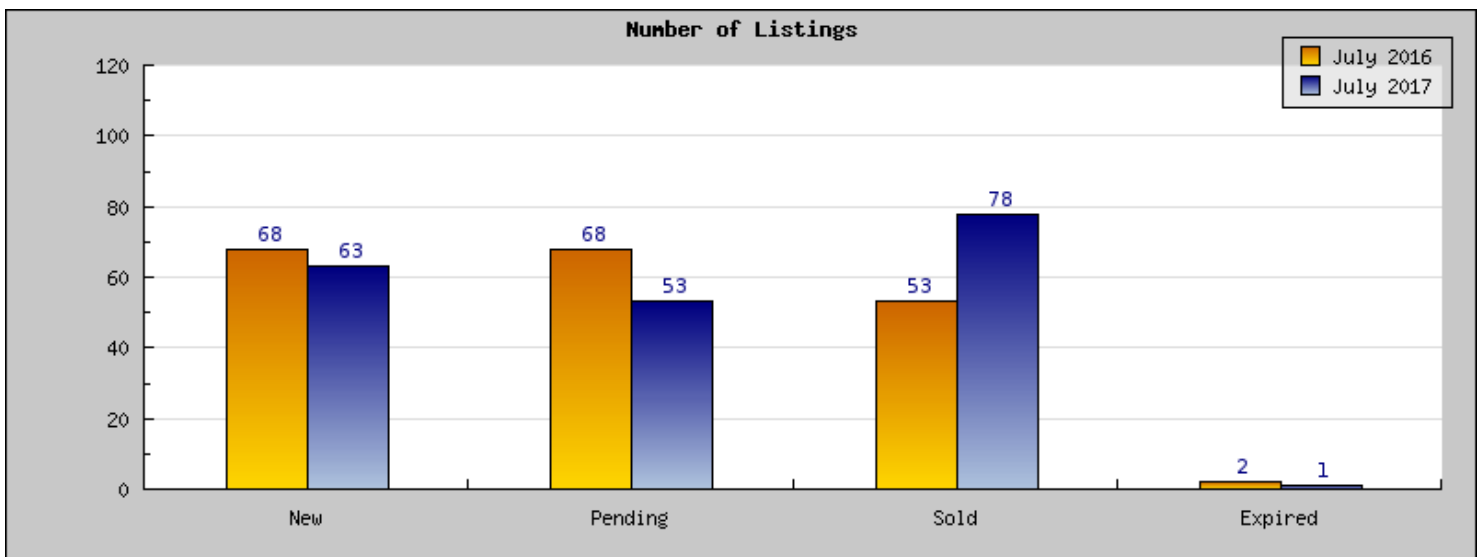
Areas: Berkeley

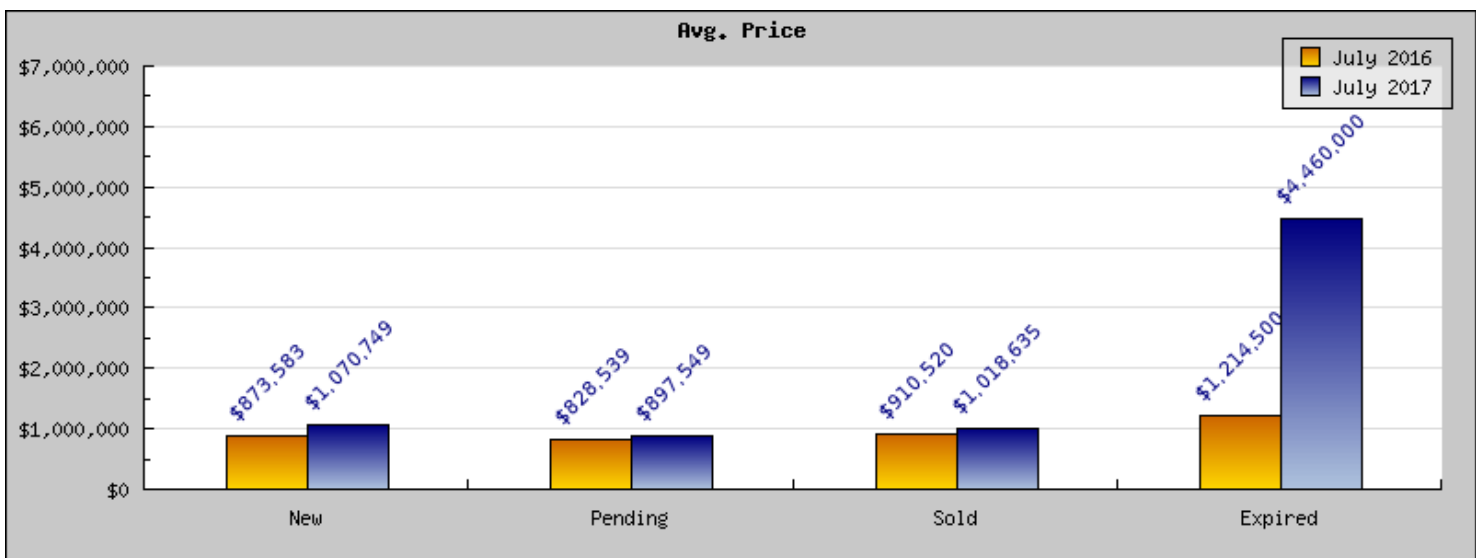
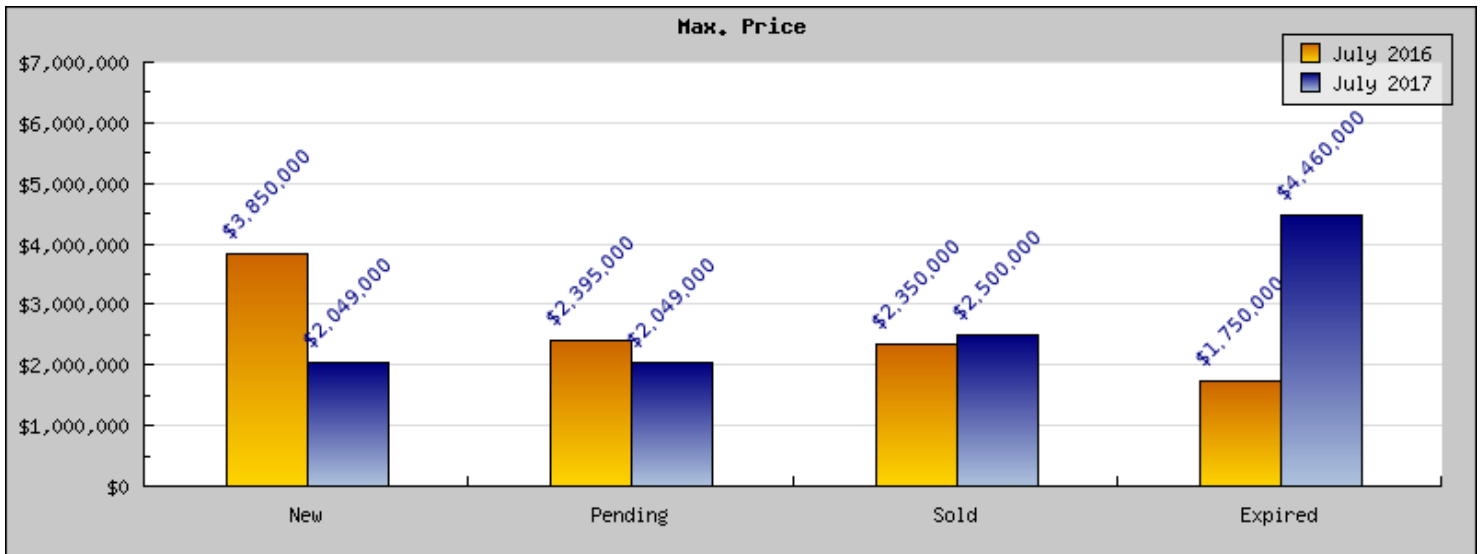
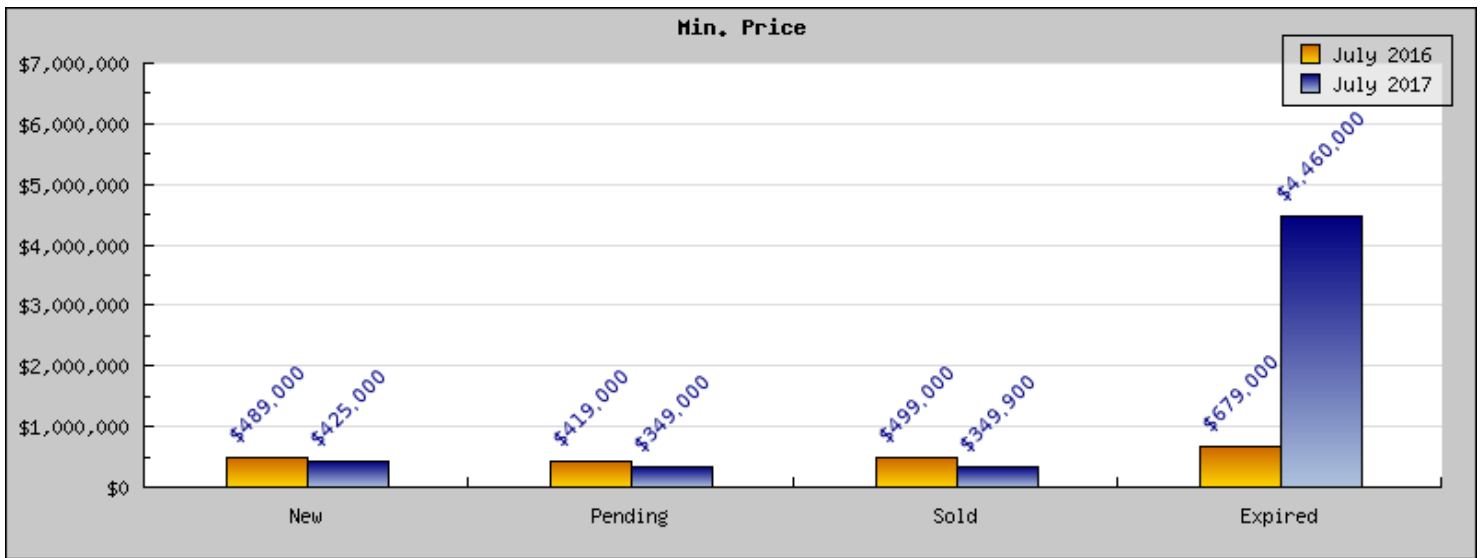
Status	Data	Total
Listings Added	Number of Listings	68
	Low Price	\$489,000
	High Price	\$3,850,000
	Average Price	\$873,583
	Median Price	\$839,325
Listings that went Pending	Number of Listings	68
	Low Price	\$419,000
	High Price	\$2,395,000
	Average Price	\$828,539
	Median Price	\$811,600
	Average DOM	15
Listings that Closed	Number of Listings	53
	Low Price	\$499,000
	High Price	\$2,350,000
	Average Price	\$910,520
	Median Price	\$832,039
	Average DOM	15
Listings that Expired	Number of Listings	2
	Low Price	\$679,000
	High Price	\$1,750,000
	Average Price	\$1,214,500
	Median Price	\$1,214,500
	Average DOM	60
Average Active Listing Count		60
Total Number of Listings (ADD, PND, CLSD, EXP)		191
Lowest Price		\$419,000
Highest Price		\$3,850,000
Average Price		\$956,786
Average DOM (PND, CLSD, EXP)		30

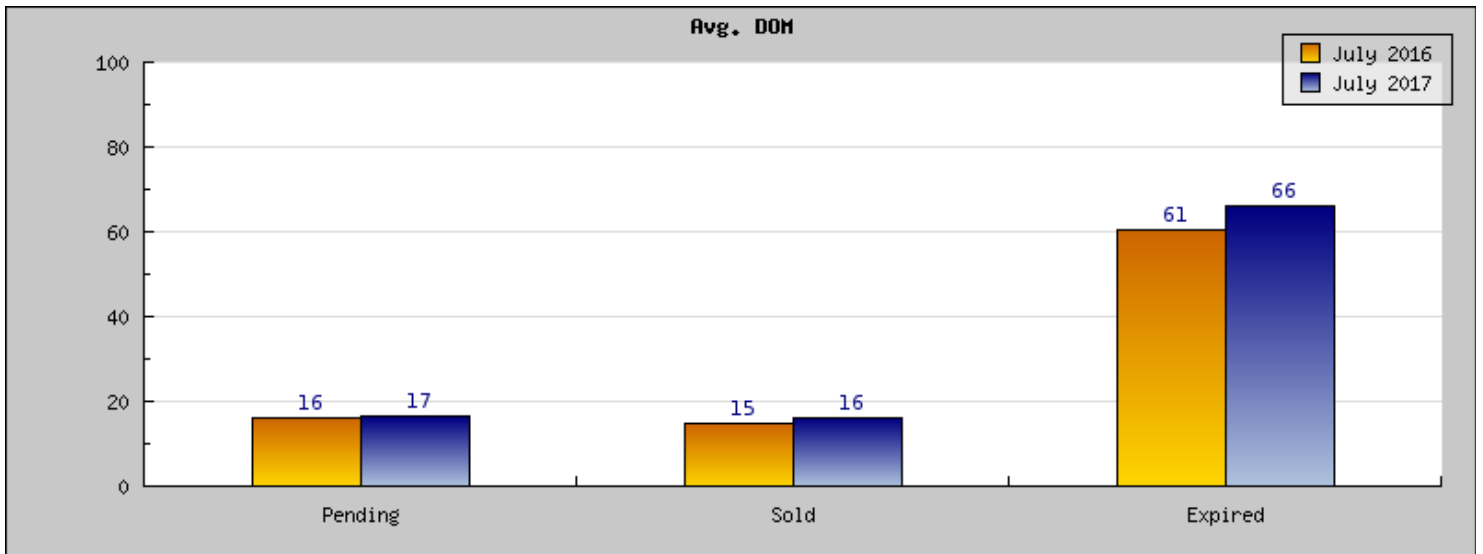
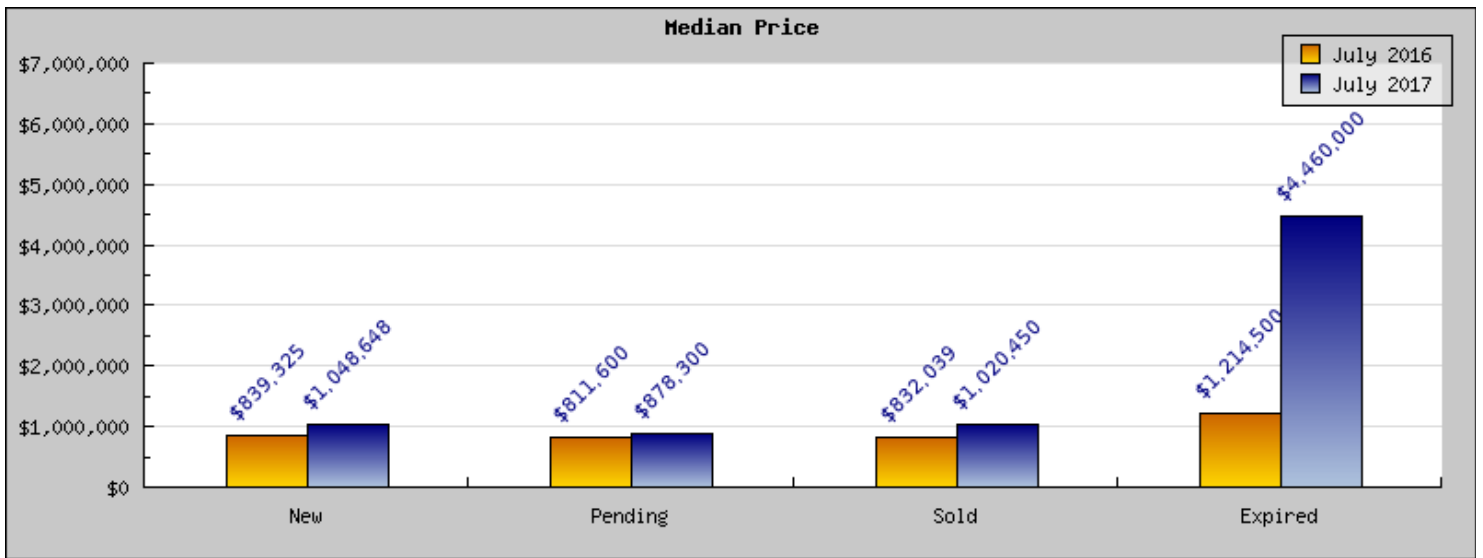
## July 2017

Areas: Berkeley

Status	Data	Total
Listings Added	Number of Listings	63
	Low Price	\$425,000
	High Price	\$2,049,000
	Average Price	\$1,070,749
	Median Price	\$1,048,648
Listings that went Pending	Number of Listings	53
	Low Price	\$349,000
	High Price	\$2,049,000
	Average Price	\$897,549
	Median Price	\$878,300
	Average DOM	16
Listings that Closed	Number of Listings	78
	Low Price	\$349,900
	High Price	\$2,500,000
	Average Price	\$1,018,635
	Median Price	\$1,020,450
	Average DOM	16
Listings that Expired	Number of Listings	1
	Low Price	\$4,460,000
	High Price	\$4,460,000
	Average Price	\$4,460,000
	Median Price	\$4,460,000
	Average DOM	66
Average Active Listing Count		52
Total Number of Listings (ADD, PND, CLSD, EXP)		195
Lowest Price		\$349,000
Highest Price		\$4,460,000
Average Price		\$1,861,733
Average DOM (PND, CLSD, EXP)		32







## July 2016

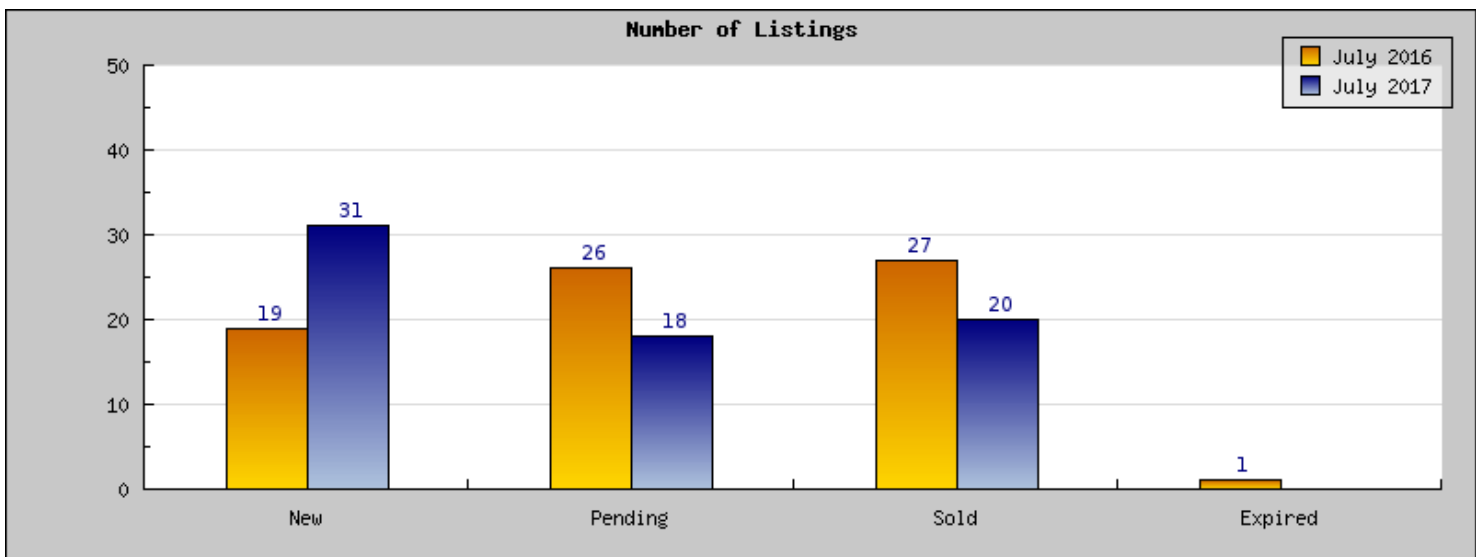
Areas: El Cerrito

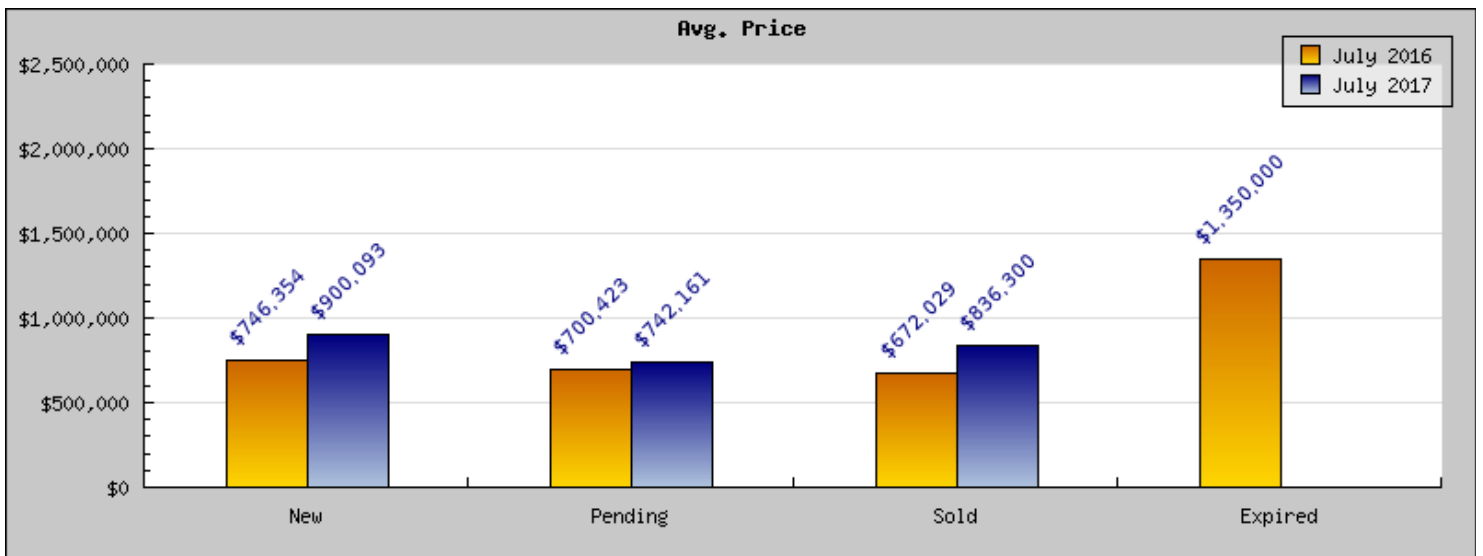
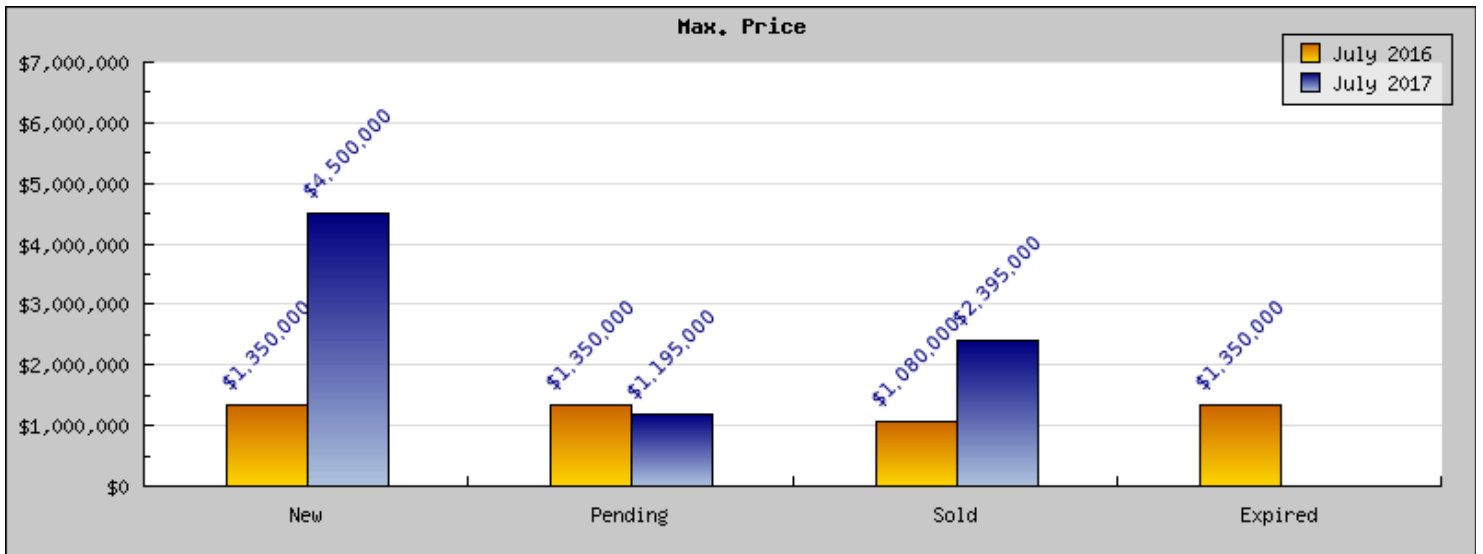
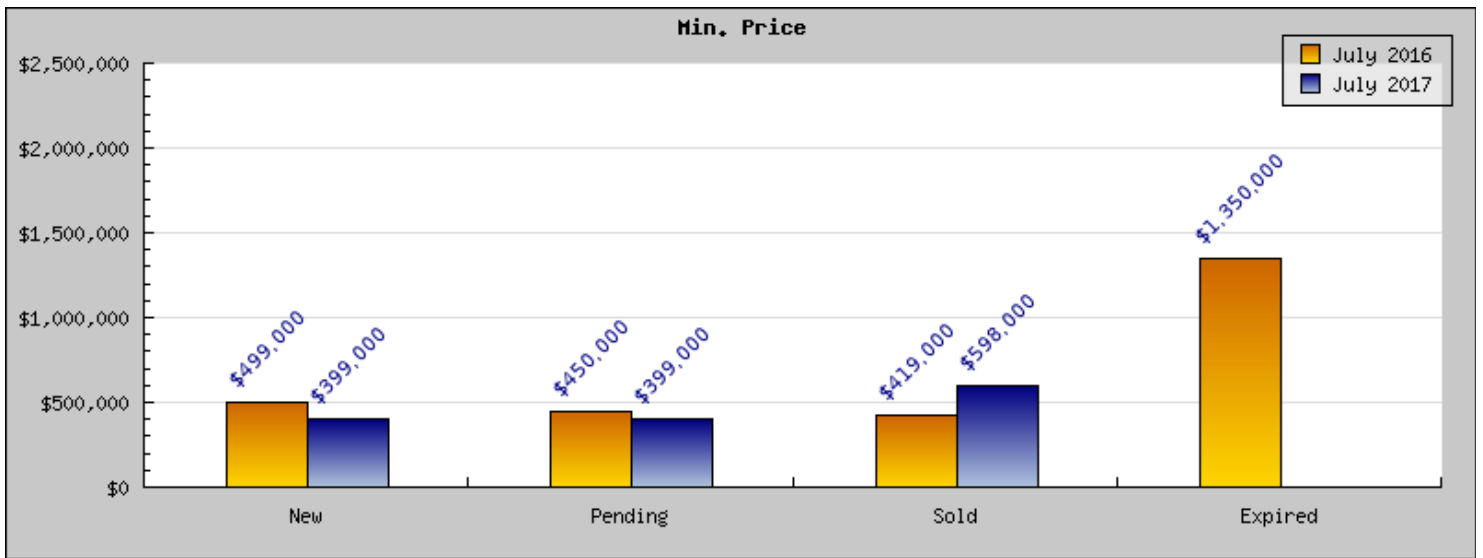
Status	Data	Total
Listings Added	Number of Listings	19
	Low Price	\$499,000
	High Price	\$1,350,000
	Average Price	\$746,354
	Median Price	\$649,888
Listings that went Pending	Number of Listings	26
	Low Price	\$450,000
	High Price	\$1,350,000
	Average Price	\$700,423
	Median Price	\$669,000
	Average DOM	28
Listings that Closed	Number of Listings	27
	Low Price	\$419,000
	High Price	\$1,080,000
	Average Price	\$672,029
	Median Price	\$659,000
	Average DOM	16
Listings that Expired	Number of Listings	1
	Low Price	\$1,350,000
	High Price	\$1,350,000
	Average Price	\$1,350,000
	Median Price	\$1,350,000
	Average DOM	175
Average Active Listing Count		25
Total Number of Listings (ADD, PND, CLSD, EXP)		73
Lowest Price		\$419,000
Highest Price		\$1,350,000
Average Price		\$867,202
Average DOM (PND, CLSD, EXP)		73

## July 2017

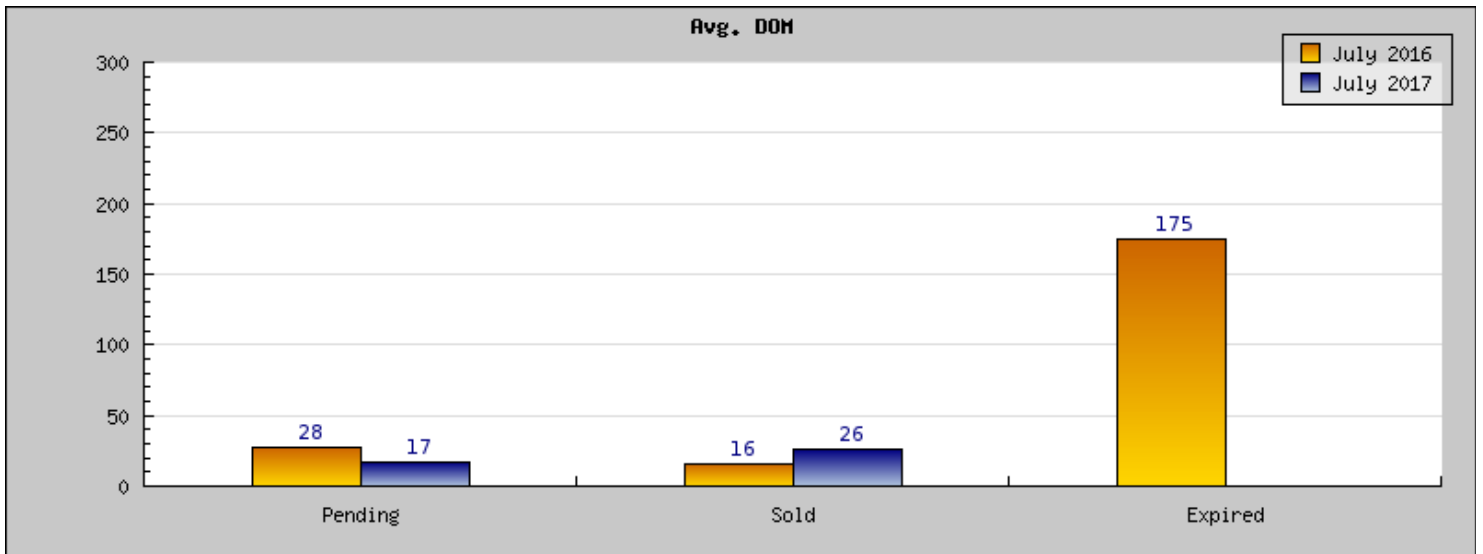
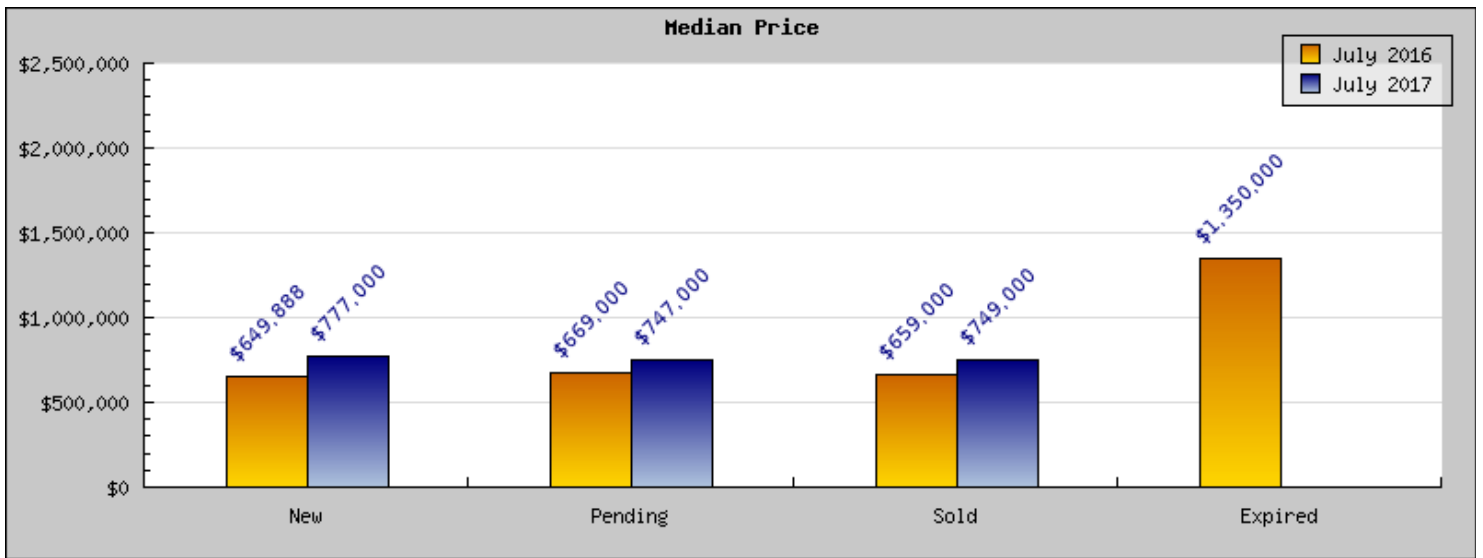
Areas: El Cerrito

Status	Data	Total
Listings Added	Number of Listings	31
	Low Price	\$399,000
	High Price	\$4,500,000
	Average Price	\$900,093
	Median Price	\$777,000
Listings that went Pending	Number of Listings	18
	Low Price	\$399,000
	High Price	\$1,195,000
	Average Price	\$742,161
	Median Price	\$747,000
	Average DOM	17
Listings that Closed	Number of Listings	20
	Low Price	\$598,000
	High Price	\$2,395,000
	Average Price	\$836,300
	Median Price	\$749,000
	Average DOM	26
Listings that Expired	Number of Listings	0
	Low Price	\$0
	High Price	\$0
	Average Price	\$0
	Median Price	\$0
	Average DOM	0
Average Active Listing Count		22
Total Number of Listings (ADD, PND, CLSD, EXP)		69
Lowest Price		\$0
Highest Price		\$4,500,000
Average Price		\$619,639
Average DOM (PND, CLSD, EXP)		14









## July 2016

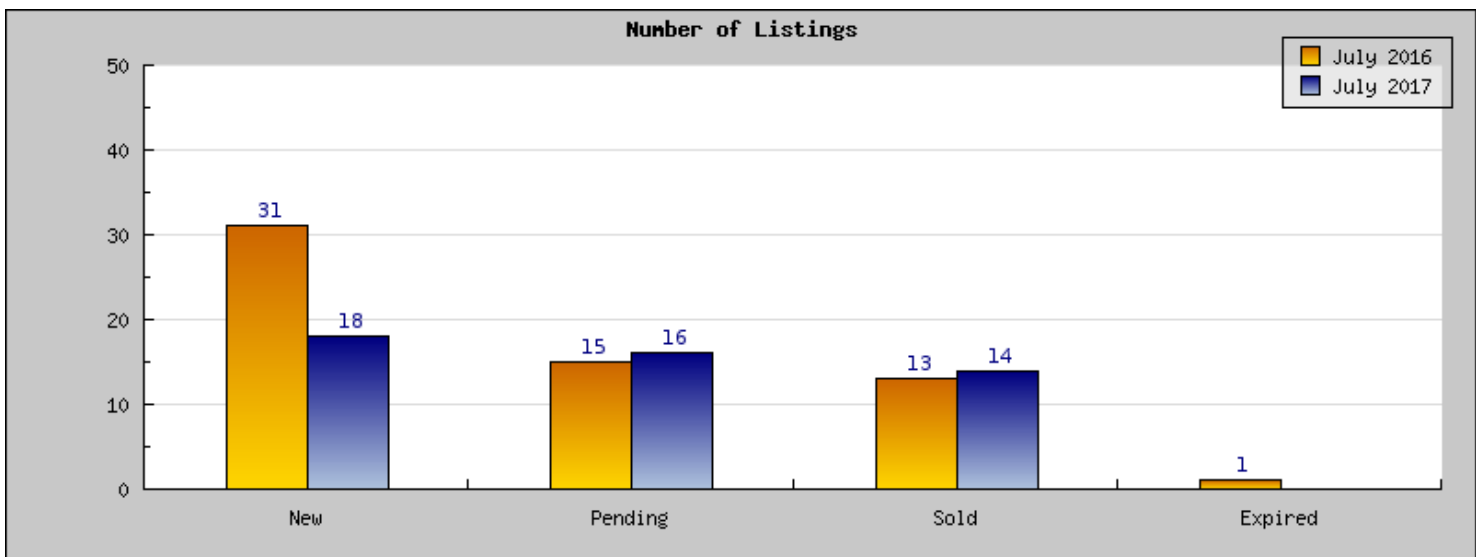
Areas: Emeryville

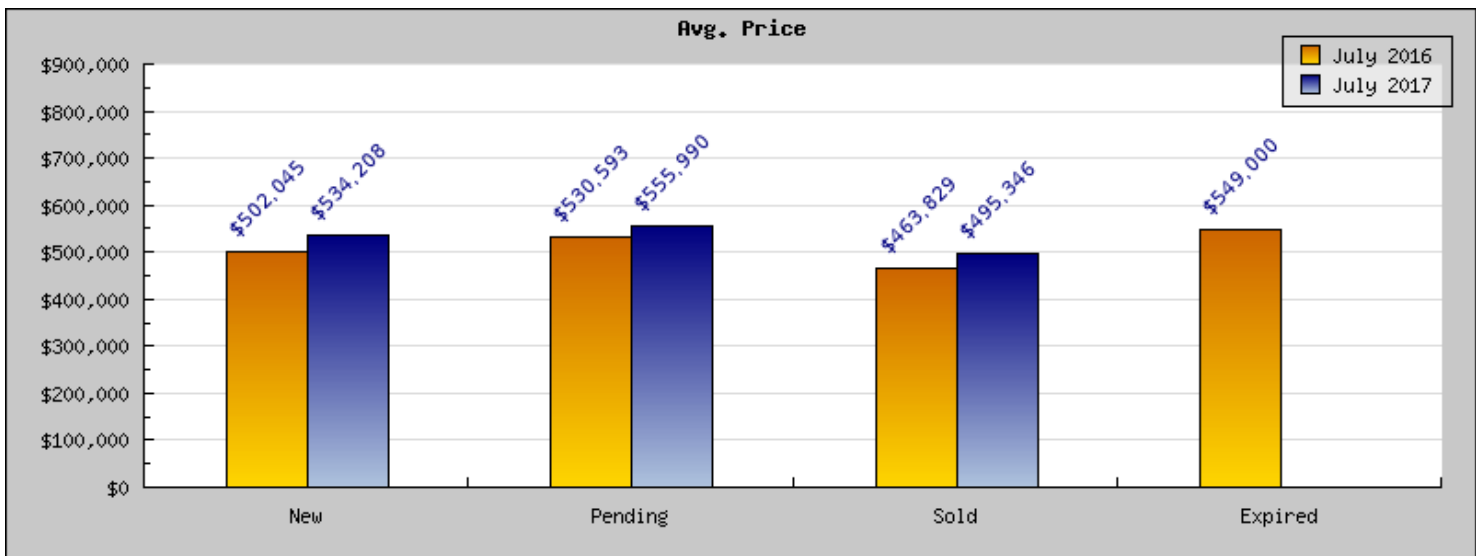
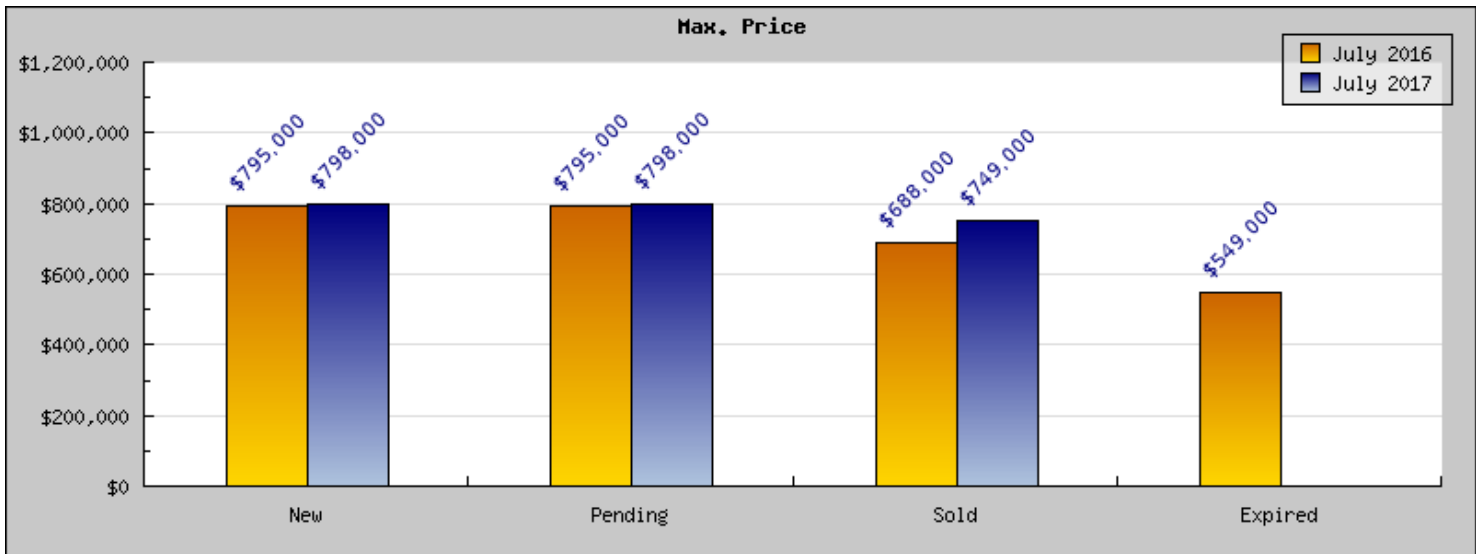
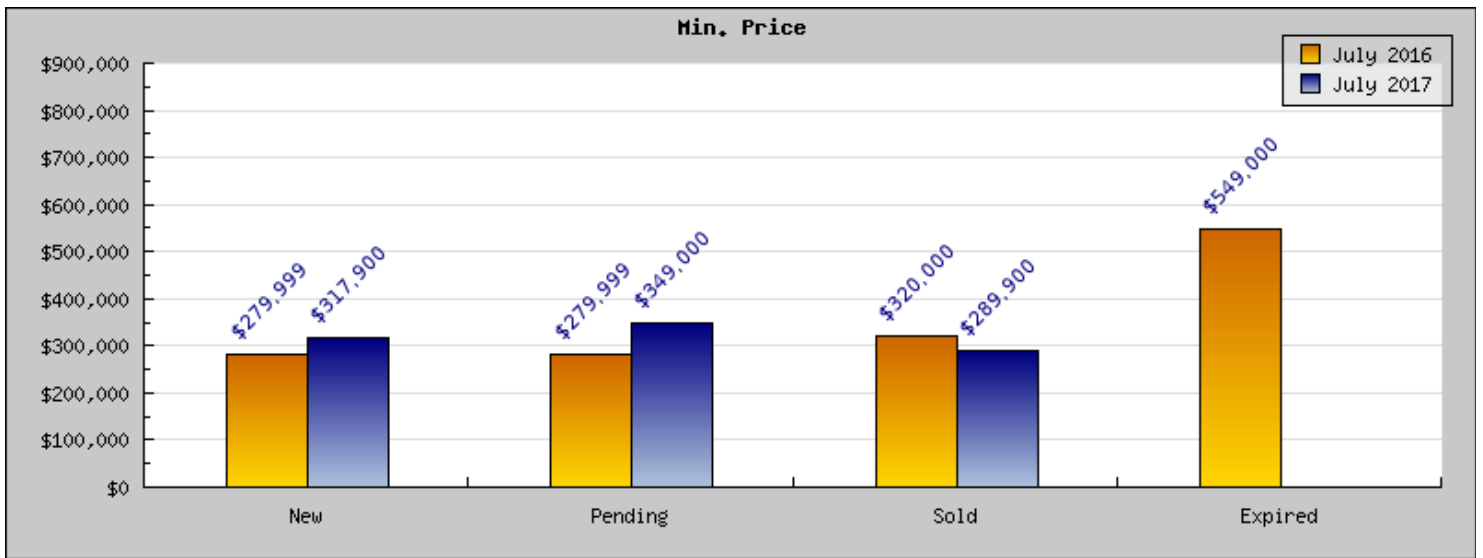
Status	Data	Total
Listings Added	Number of Listings	31
	Low Price	\$279,999
	High Price	\$795,000
	Average Price	\$502,045
	Median Price	\$525,000
Listings that went Pending	Number of Listings	15
	Low Price	\$279,999
	High Price	\$795,000
	Average Price	\$530,593
	Median Price	\$559,000
	Average DOM	15
Listings that Closed	Number of Listings	13
	Low Price	\$320,000
	High Price	\$688,000
	Average Price	\$463,829
	Median Price	\$395,000
	Average DOM	17
Listings that Expired	Number of Listings	1
	Low Price	\$549,000
	High Price	\$549,000
	Average Price	\$549,000
	Median Price	\$549,000
	Average DOM	21
Average Active Listing Count		23
Total Number of Listings (ADD, PND, CLSD, EXP)		60
Lowest Price		\$279,999
Highest Price		\$795,000
Average Price		\$511,367
Average DOM (PND, CLSD, EXP)		17

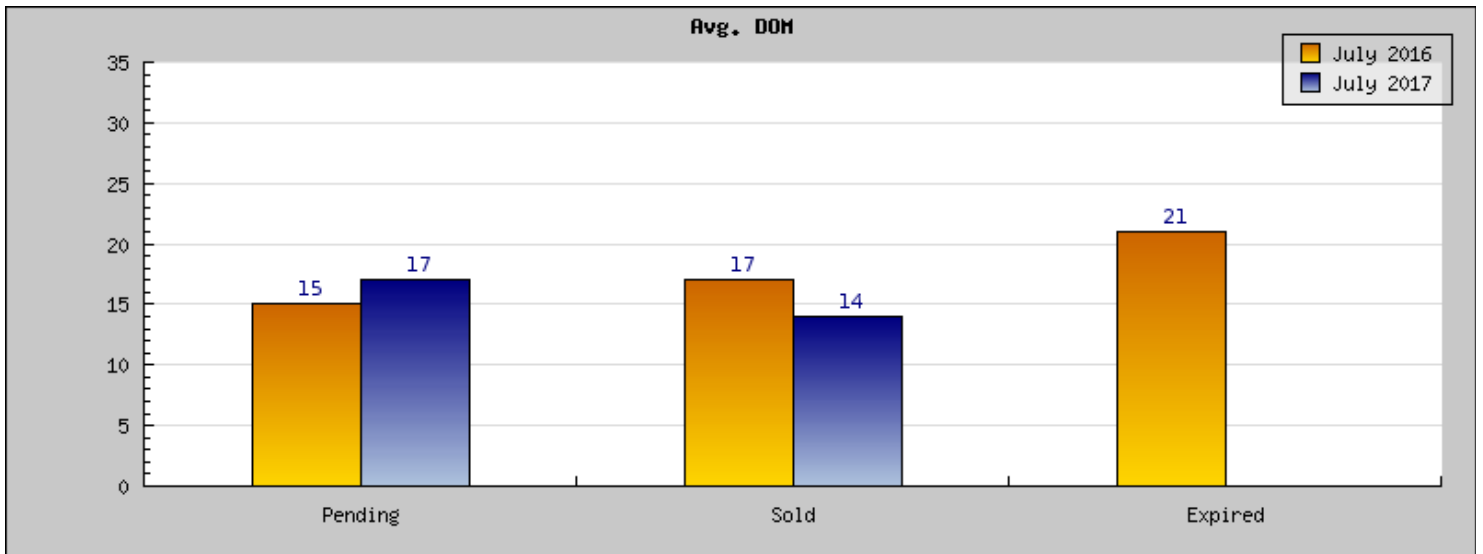
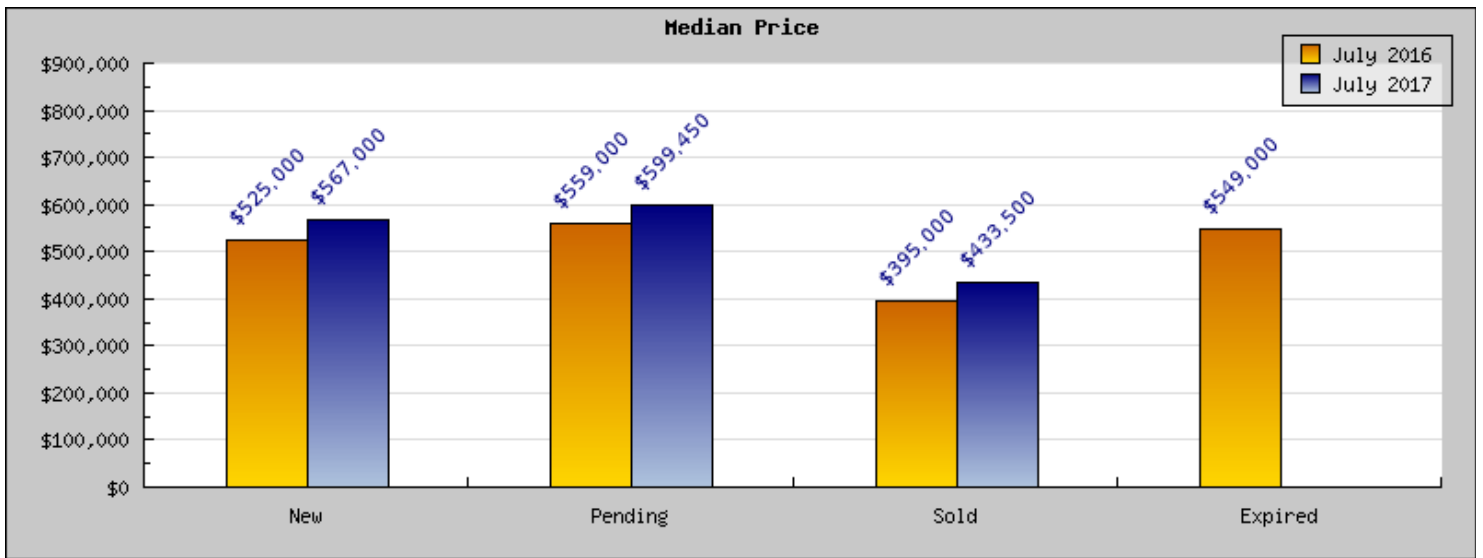
## July 2017

Areas: Emeryville

Status	Data	Total
Listings Added	Number of Listings	18
	Low Price	\$317,900
	High Price	\$798,000
	Average Price	\$534,208
	Median Price	\$567,000
Listings that went Pending	Number of Listings	16
	Low Price	\$349,000
	High Price	\$798,000
	Average Price	\$555,990
	Median Price	\$599,450
	Average DOM	17
Listings that Closed	Number of Listings	14
	Low Price	\$289,900
	High Price	\$749,000
	Average Price	\$495,346
	Median Price	\$433,500
	Average DOM	14
Listings that Expired	Number of Listings	0
	Low Price	\$0
	High Price	\$0
	Average Price	\$0
	Median Price	\$0
	Average DOM	0
Average Active Listing Count		17
Total Number of Listings (ADD, PND, CLSD, EXP)		48
Lowest Price		\$0
Highest Price		\$798,000
Average Price		\$396,386
Average DOM (PND, CLSD, EXP)		10







## July 2016

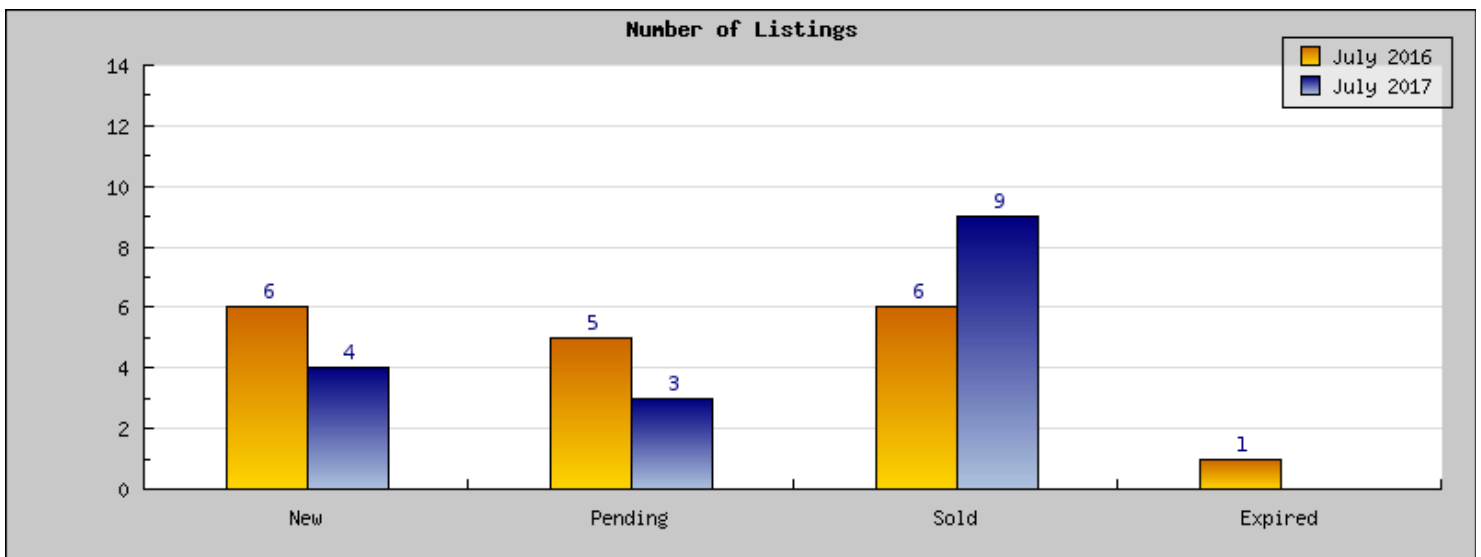
Areas: Kensington

Status	Data	Total
Listings Added	Number of Listings	6
	Low Price	\$549,000
	High Price	\$1,695,000
	Average Price	\$1,022,170
	Median Price	\$948,000
Listings that went Pending	Number of Listings	5
	Low Price	\$898,000
	High Price	\$1,398,000
	Average Price	\$1,098,200
	Median Price	\$998,000
	Average DOM	25
Listings that Closed	Number of Listings	6
	Low Price	\$749,000
	High Price	\$1,450,000
	Average Price	\$1,015,170
	Median Price	\$874,500
	Average DOM	19
Listings that Expired	Number of Listings	1
	Low Price	\$1,295,000
	High Price	\$1,295,000
	Average Price	\$1,295,000
	Median Price	\$1,295,000
	Average DOM	70
Average Active Listing Count		5
Total Number of Listings (ADD, PND, CLSD, EXP)		18
Lowest Price		\$549,000
Highest Price		\$1,695,000
Average Price		\$1,107,635
Average DOM (PND, CLSD, EXP)		38

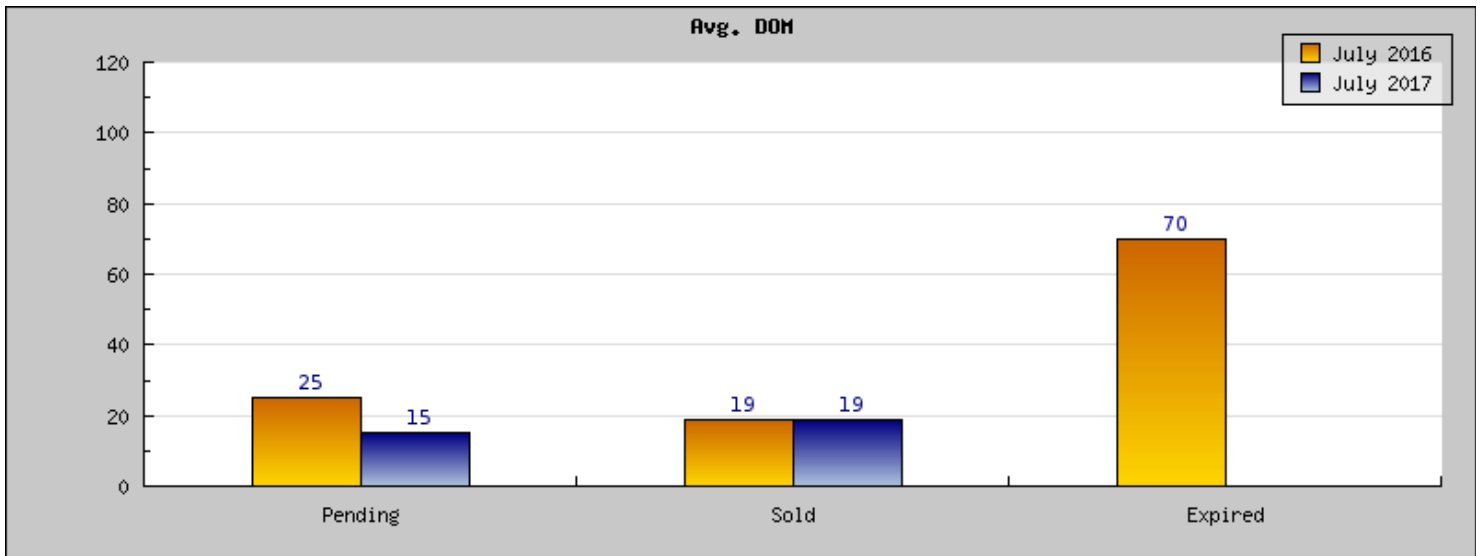
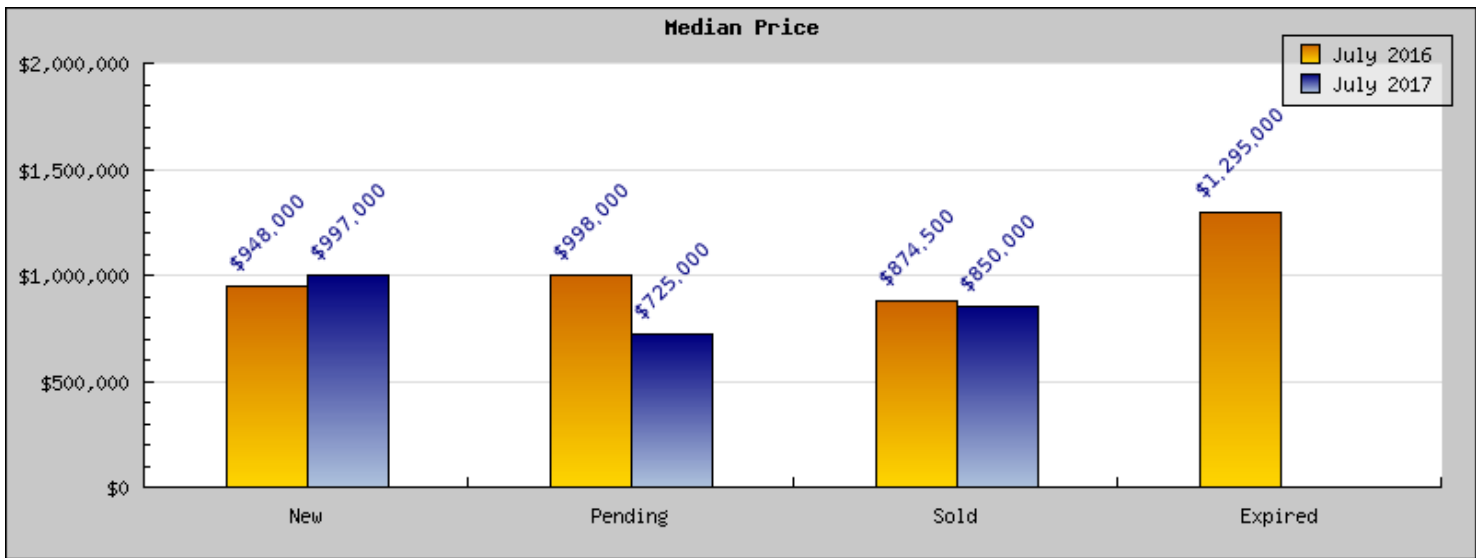
## July 2017

Areas: Kensington

Status	Data	Total
Listings Added	Number of Listings	4
	Low Price	\$895,000
	High Price	\$1,025,000
	Average Price	\$978,500
	Median Price	\$997,000
Listings that went Pending	Number of Listings	3
	Low Price	\$699,000
	High Price	\$1,025,000
	Average Price	\$816,333
	Median Price	\$725,000
	Average DOM	15
Listings that Closed	Number of Listings	9
	Low Price	\$599,950
	High Price	\$1,159,000
	Average Price	\$871,550
	Median Price	\$850,000
	Average DOM	19
Listings that Expired	Number of Listings	0
	Low Price	\$0
	High Price	\$0
	Average Price	\$0
	Median Price	\$0
	Average DOM	0
Average Active Listing Count		6
Total Number of Listings (ADD, PND, CLSD, EXP)		16
Lowest Price		\$0
Highest Price		\$1,159,000
Average Price		\$666,596
Average DOM (PND, CLSD, EXP)		11







## July 2016

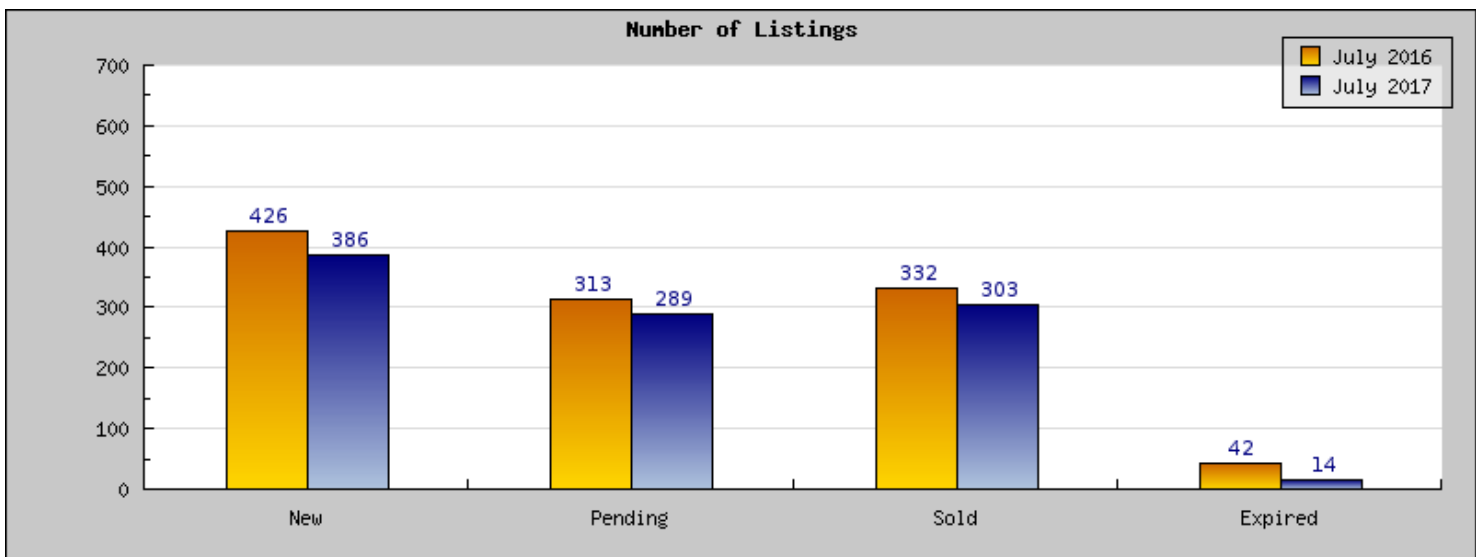
Areas: Oakland

Status	Data	Total
Listings Added	Number of Listings	426
	Low Price	\$170,000
	High Price	\$2,800,000
	Average Price	\$701,723
	Median Price	\$679,693
Listings that went Pending	Number of Listings	313
	Low Price	\$99,000
	High Price	\$2,950,000
	Average Price	\$621,494
	Median Price	\$600,560
	Average DOM	21
Listings that Closed	Number of Listings	332
	Low Price	\$99,000
	High Price	\$2,595,000
	Average Price	\$636,165
	Median Price	\$607,230
	Average DOM	23
Listings that Expired	Number of Listings	42
	Low Price	\$200,000
	High Price	\$1,995,000
	Average Price	\$619,439
	Median Price	\$626,327
	Average DOM	74
Average Active Listing Count		421
Total Number of Listings (ADD, PND, CLSD, EXP)		1,113
Lowest Price		\$99,000
Highest Price		\$2,950,000
Average Price		\$644,705
Average DOM (PND, CLSD, EXP)		39

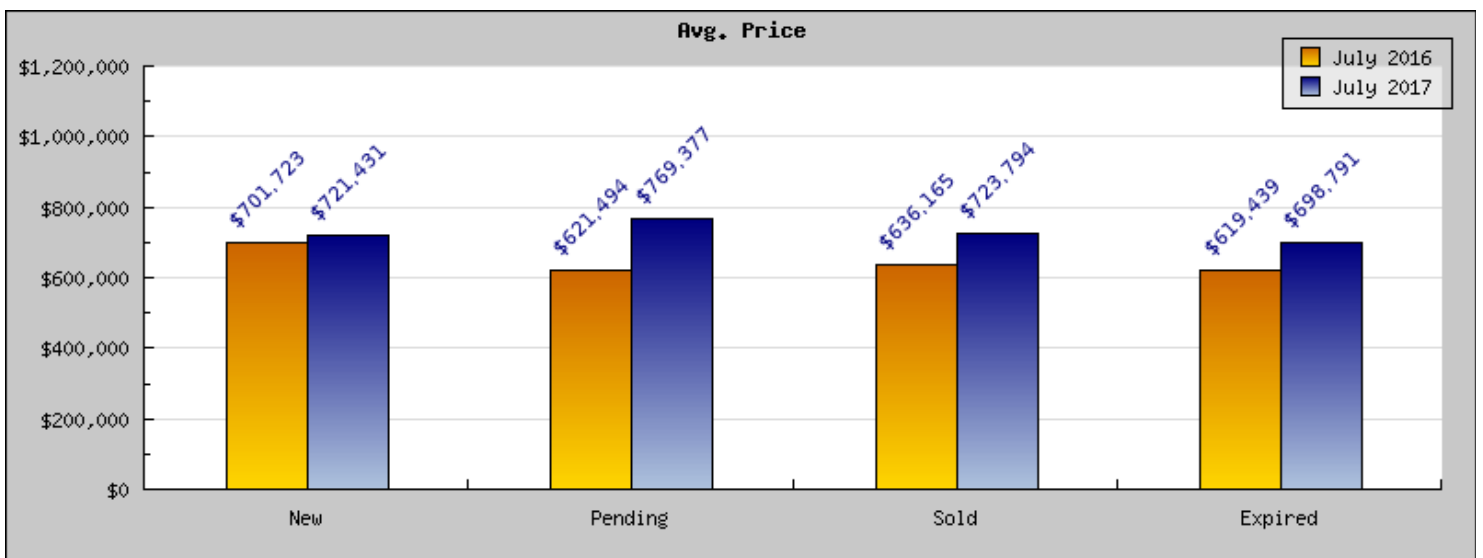
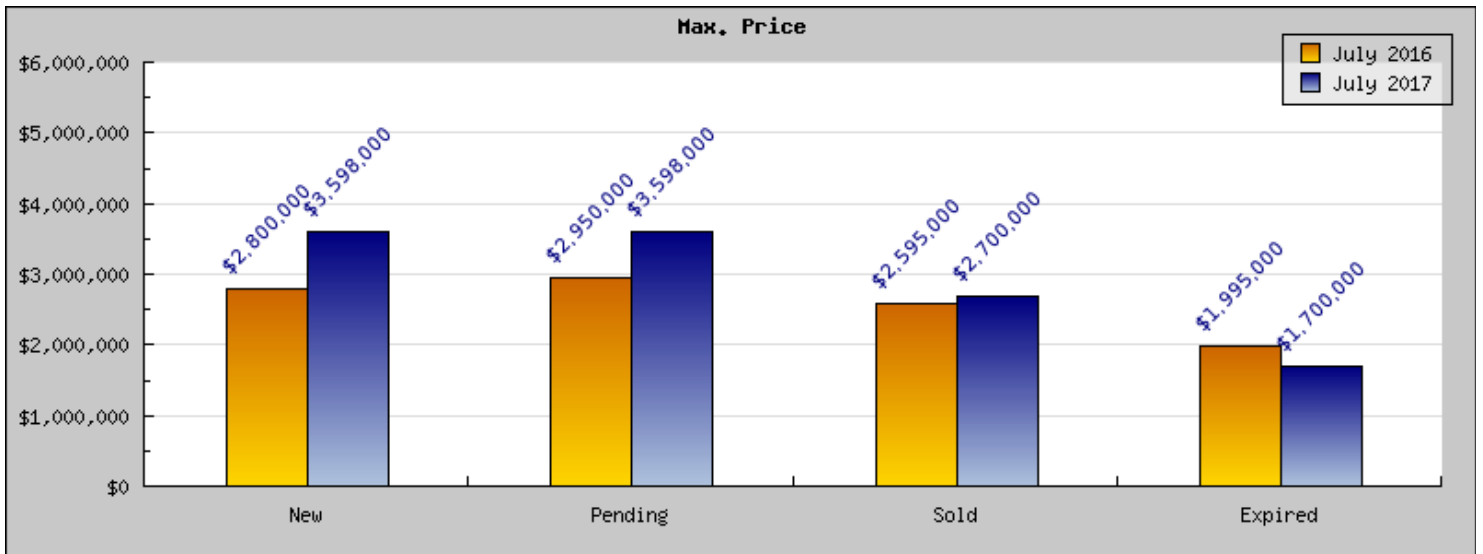
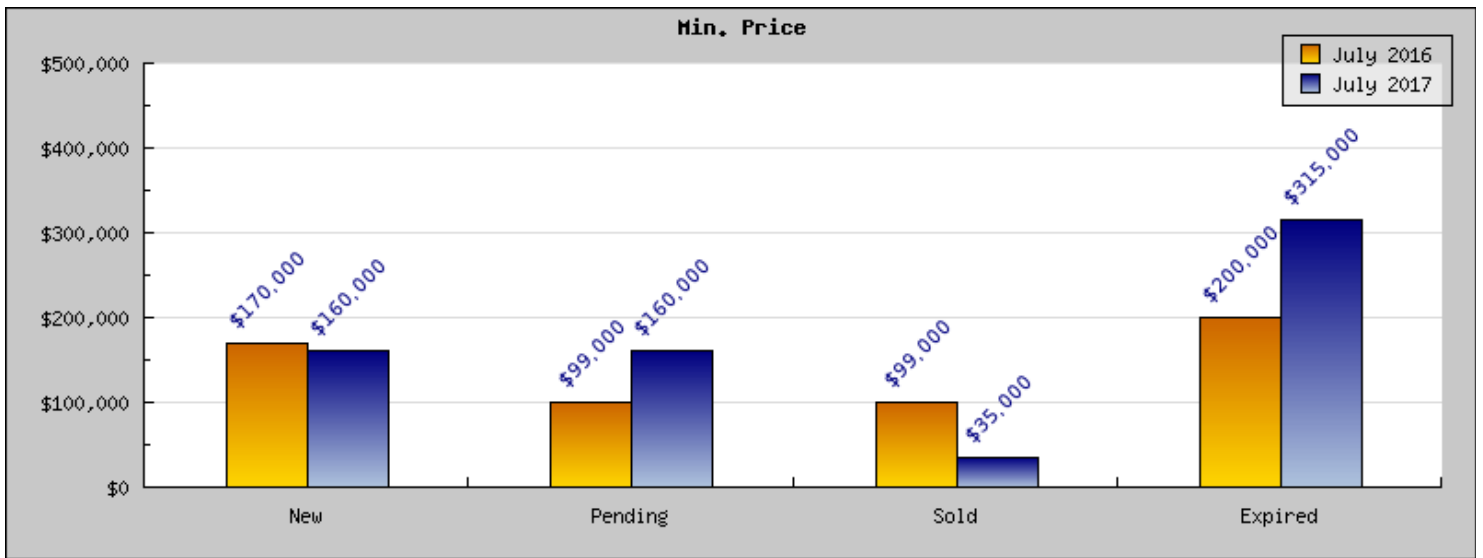
## July 2017

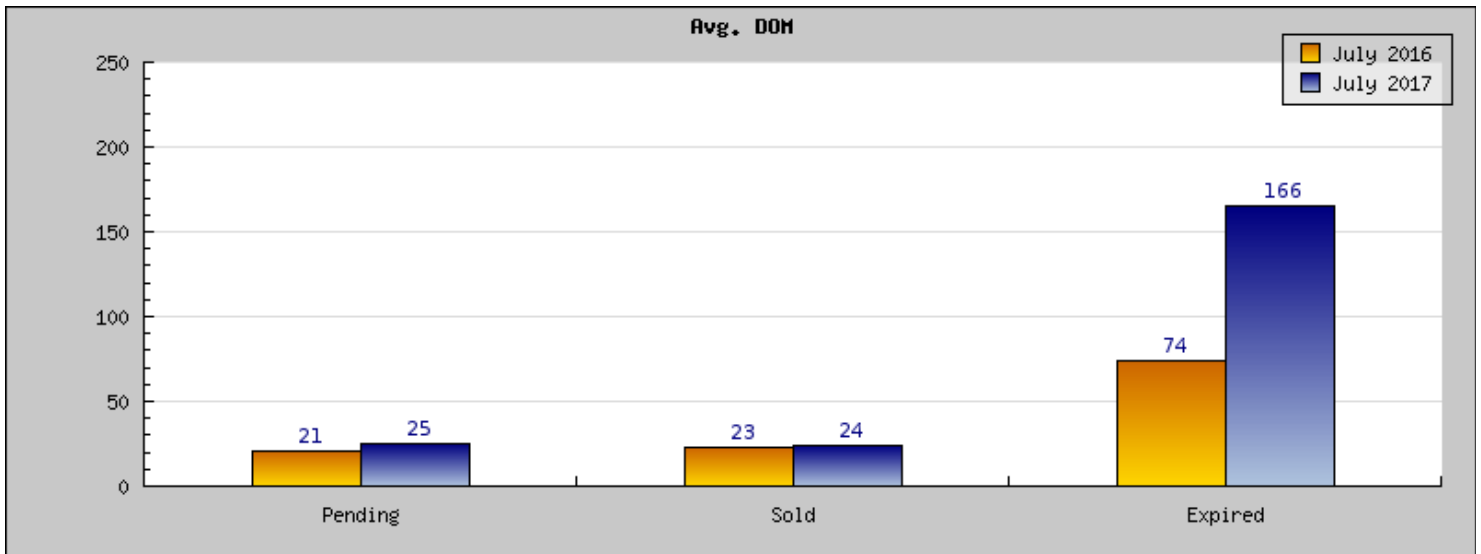
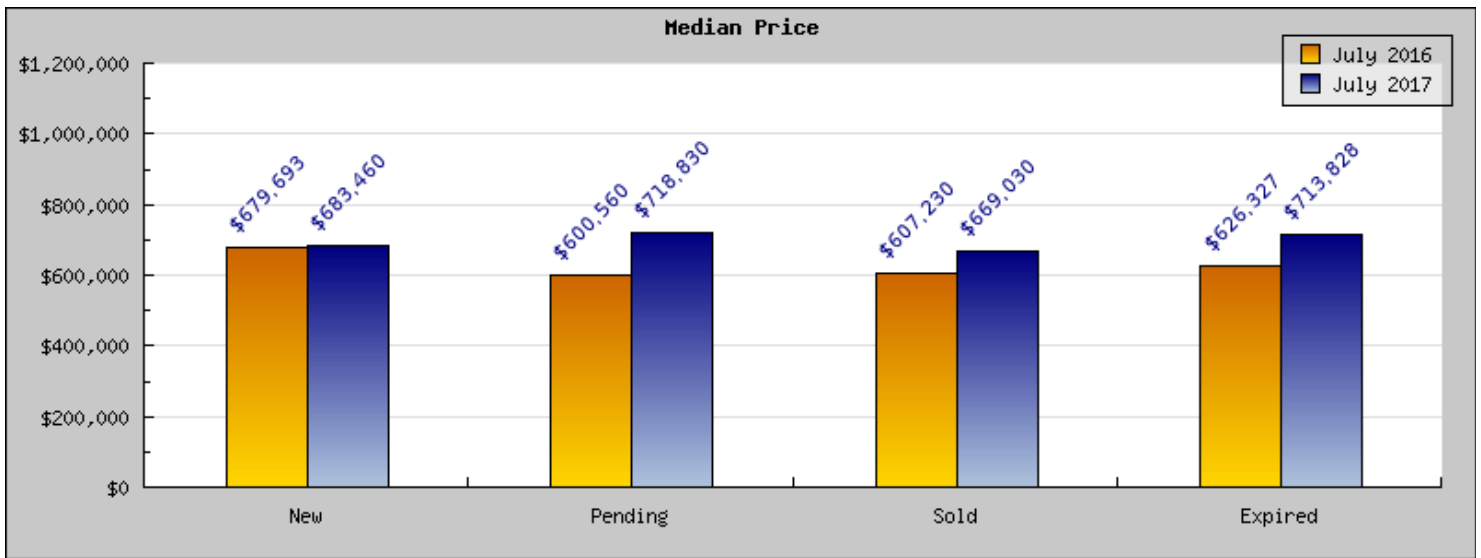
Areas: Oakland

Status	Data	Total
Listings Added	Number of Listings	386
	Low Price	\$160,000
	High Price	\$3,598,000
	Average Price	\$721,431
	Median Price	\$683,460
Listings that went Pending	Number of Listings	289
	Low Price	\$160,000
	High Price	\$3,598,000
	Average Price	\$769,377
	Median Price	\$718,830
	Average DOM	25
Listings that Closed	Number of Listings	303
	Low Price	\$35,000
	High Price	\$2,700,000
	Average Price	\$723,794
	Median Price	\$669,030
	Average DOM	23
Listings that Expired	Number of Listings	14
	Low Price	\$315,000
	High Price	\$1,700,000
	Average Price	\$698,791
	Median Price	\$713,828
	Average DOM	165
Average Active Listing Count		391
Total Number of Listings (ADD, PND, CLSD, EXP)		992
Lowest Price		\$35,000
Highest Price		\$3,598,000
Average Price		\$728,348
Average DOM (PND, CLSD, EXP)		71









## July 2016

Areas: Piedmont

Status	Data	Total
Listings Added	Number of Listings	12
	Low Price	\$1,499,000
	High Price	\$6,950,000
	Average Price	\$3,122,350
	Median Price	\$2,951,750
Listings that went Pending	Number of Listings	10
	Low Price	\$875,000
	High Price	\$4,250,000
	Average Price	\$2,006,500
	Median Price	\$1,694,000
	Average DOM	20
Listings that Closed	Number of Listings	9
	Low Price	\$998,000
	High Price	\$4,985,000
	Average Price	\$2,689,855
	Median Price	\$2,524,500
	Average DOM	40
Listings that Expired	Number of Listings	
	Low Price	\$0
	High Price	\$0
	Average Price	\$0
	Median Price	\$0
	Average DOM	0
Average Active Listing Count		10
Total Number of Listings (ADD, PND, CLSD, EXP)		31
Lowest Price		\$0
Highest Price		\$6,950,000
Average Price		\$1,954,676
Average DOM (PND, CLSD, EXP)		20

## July 2017

Areas: Piedmont

Status	Data	Total
Listings Added	Number of Listings	9
	Low Price	\$985,000
	High Price	\$3,495,000
	Average Price	\$1,665,929
	Median Price	\$1,612,500
Listings that went Pending	Number of Listings	7
	Low Price	\$985,000
	High Price	\$2,750,000
	Average Price	\$1,378,583
	Median Price	\$1,385,750
	Average DOM	16
Listings that Closed	Number of Listings	9
	Low Price	\$1,085,000
	High Price	\$3,280,000
	Average Price	\$1,871,857
	Median Price	\$1,938,750
	Average DOM	21
Listings that Expired	Number of Listings	
	Low Price	\$0
	High Price	\$0
	Average Price	\$0
	Median Price	\$0
	Average DOM	0
Average Active Listing Count		10
Total Number of Listings (ADD, PND, CLSD, EXP)		25
Lowest Price		\$0
Highest Price		\$3,495,000
Average Price		\$1,229,092
Average DOM (PND, CLSD, EXP)		12

