

August 2016

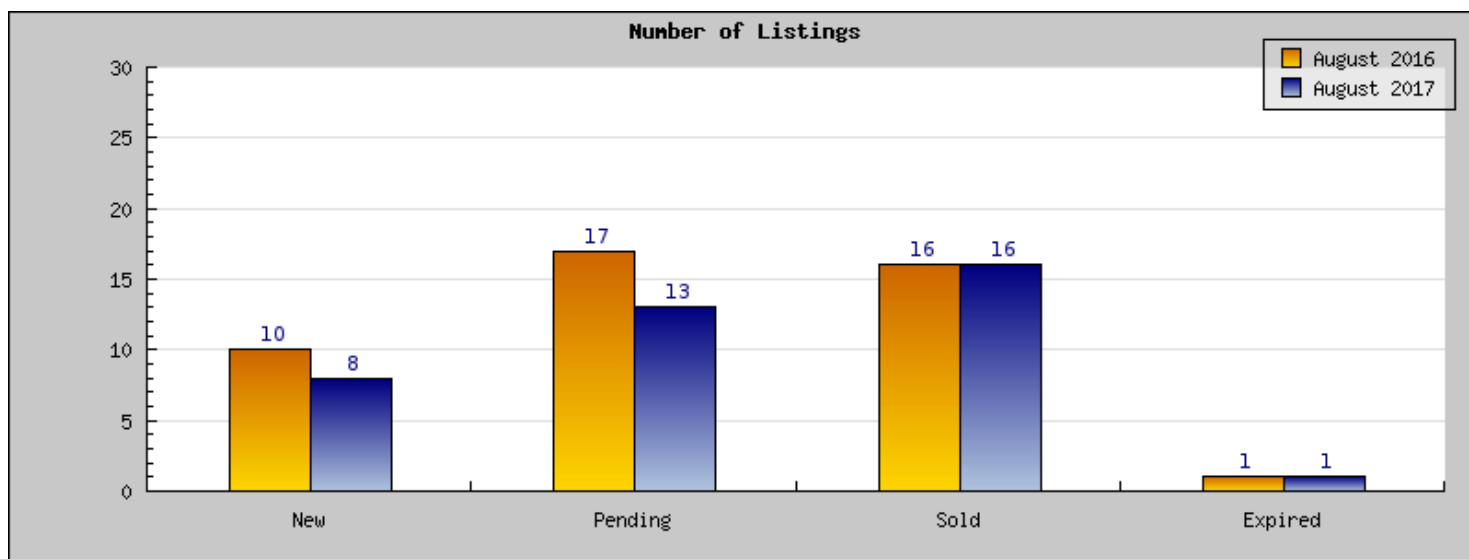
Areas: Albany

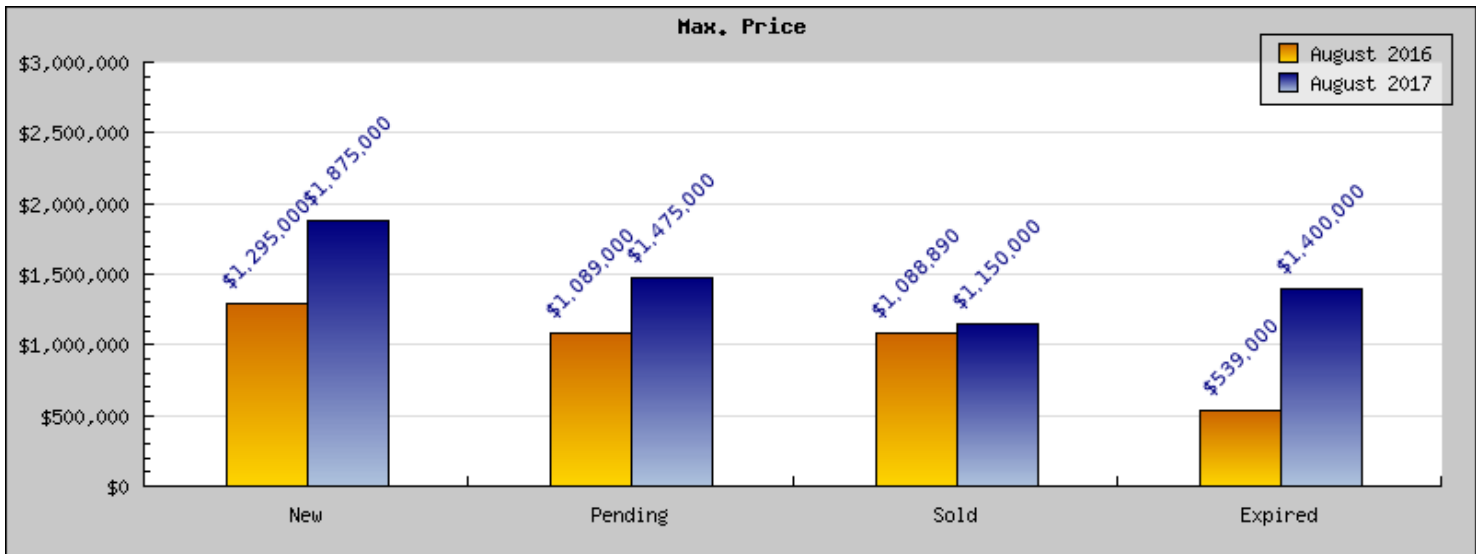
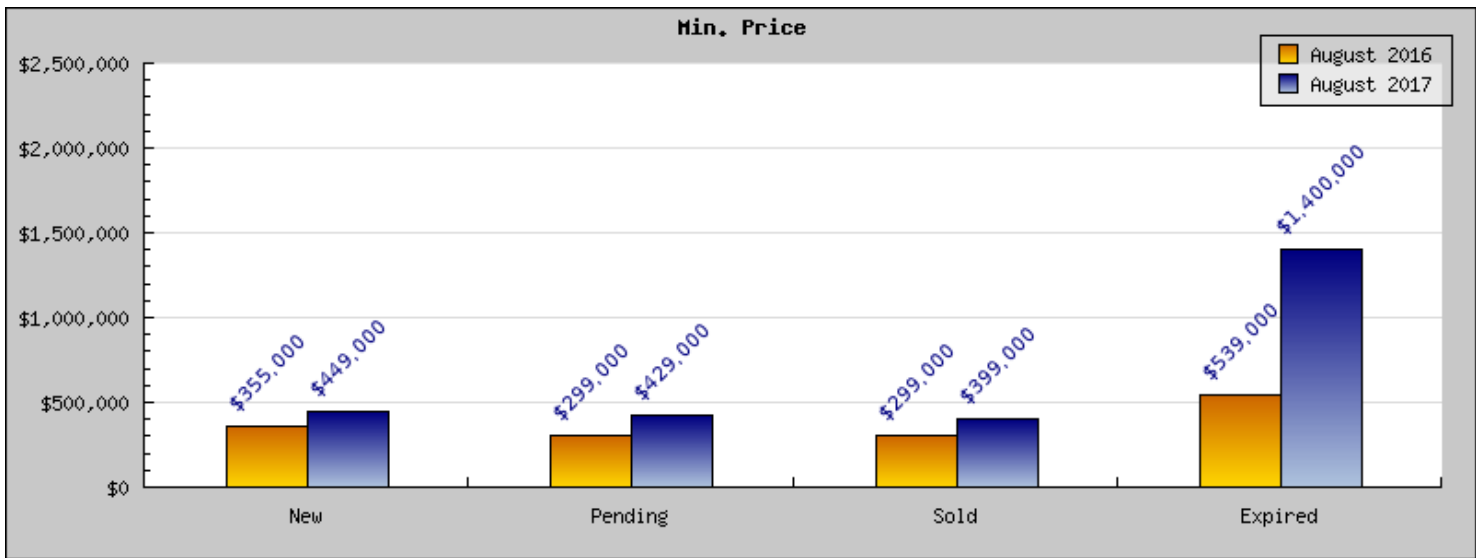
Status	Data	Total
Listings Added	Number of Listings	10
	Low Price	\$355,000
	High Price	\$1,295,000
	Average Price	\$814,200
	Median Price	\$829,000
Listings that went Pending	Number of Listings	17
	Low Price	\$299,000
	High Price	\$1,089,000
	Average Price	\$608,999
	Median Price	\$469,000
	Average DOM	36
Listings that Closed	Number of Listings	16
	Low Price	\$299,000
	High Price	\$1,088,890
	Average Price	\$661,861
	Median Price	\$664,000
	Average DOM	22
Listings that Expired	Number of Listings	1
	Low Price	\$539,000
	High Price	\$539,000
	Average Price	\$539,000
	Median Price	\$539,000
	Average DOM	39
Average Active Listing Count		14
Total Number of Listings (ADD, PND, CLSD, EXP)		44
Lowest Price		\$299,000
Highest Price		\$1,295,000
Average Price		\$656,015
Average DOM (PND, CLSD, EXP)		32

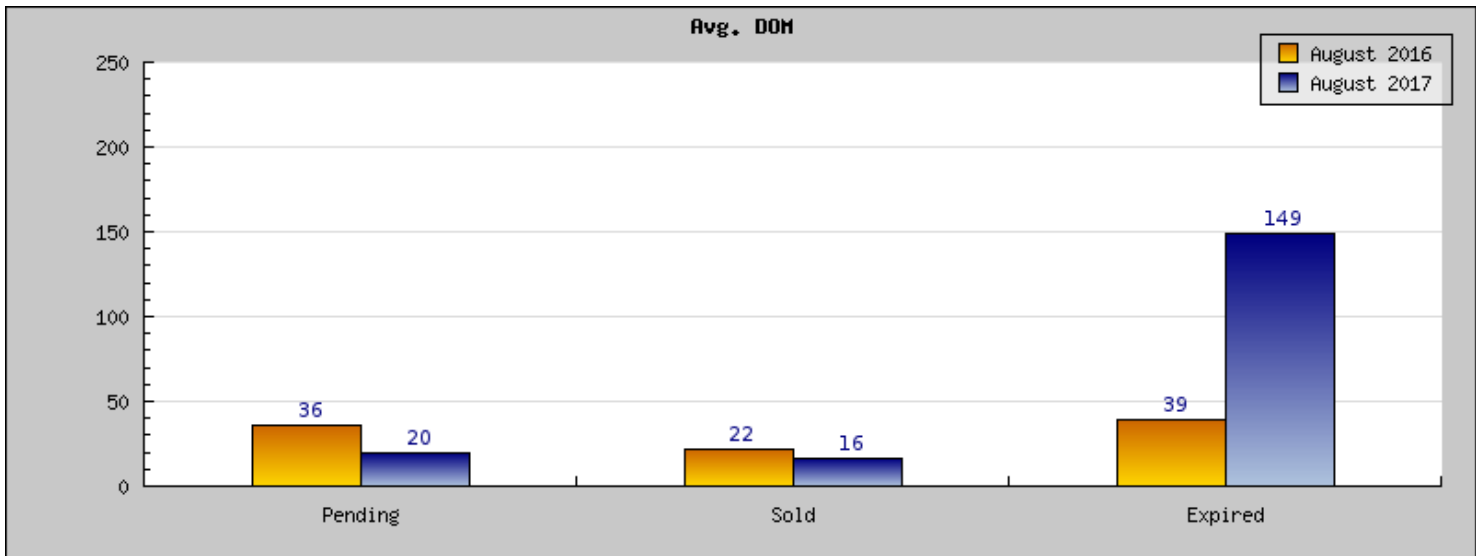
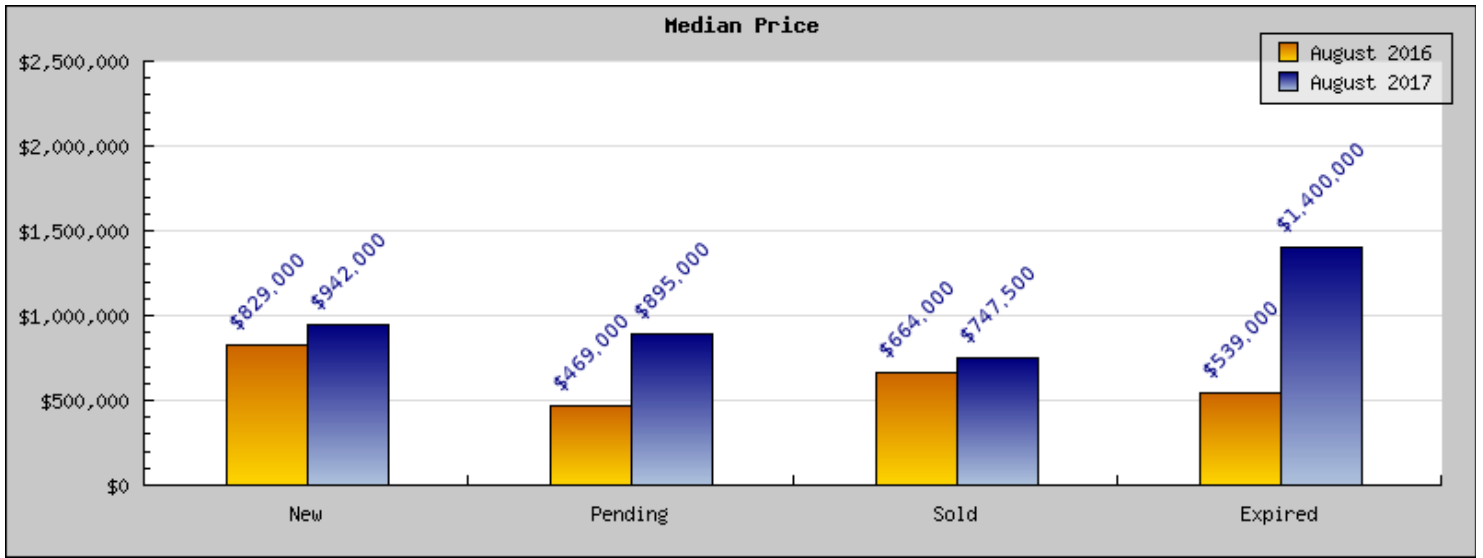
August 2017

Areas: Albany

Status	Data	Total
Listings Added	Number of Listings	8
	Low Price	\$449,000
	High Price	\$1,875,000
	Average Price	\$1,035,125
	Median Price	\$942,000
Listings that went Pending	Number of Listings	13
	Low Price	\$429,000
	High Price	\$1,475,000
	Average Price	\$842,384
	Median Price	\$895,000
	Average DOM	20
Listings that Closed	Number of Listings	16
	Low Price	\$399,000
	High Price	\$1,150,000
	Average Price	\$746,174
	Median Price	\$747,500
	Average DOM	16
Listings that Expired	Number of Listings	1
	Low Price	\$1,400,000
	High Price	\$1,400,000
	Average Price	\$1,400,000
	Median Price	\$1,400,000
	Average DOM	149
Average Active Listing Count		7
Total Number of Listings (ADD, PND, CLSD, EXP)		38
Lowest Price		\$399,000
Highest Price		\$1,875,000
Average Price		\$1,005,921
Average DOM (PND, CLSD, EXP)		61







August 2016

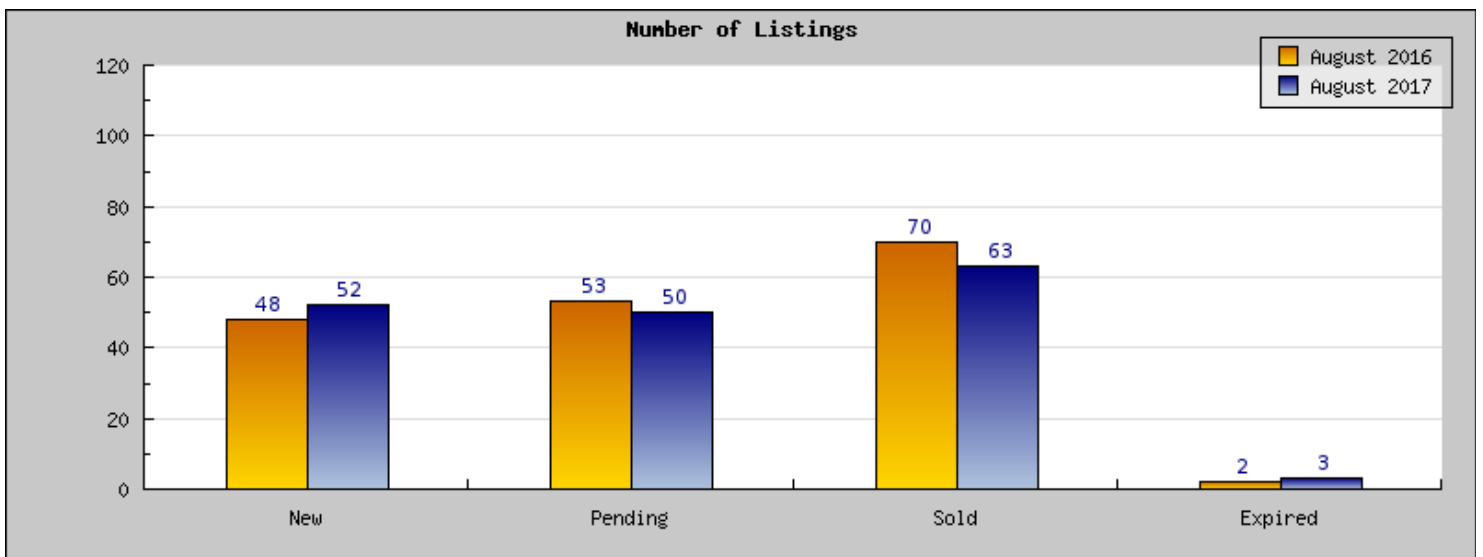
Areas: Berkeley

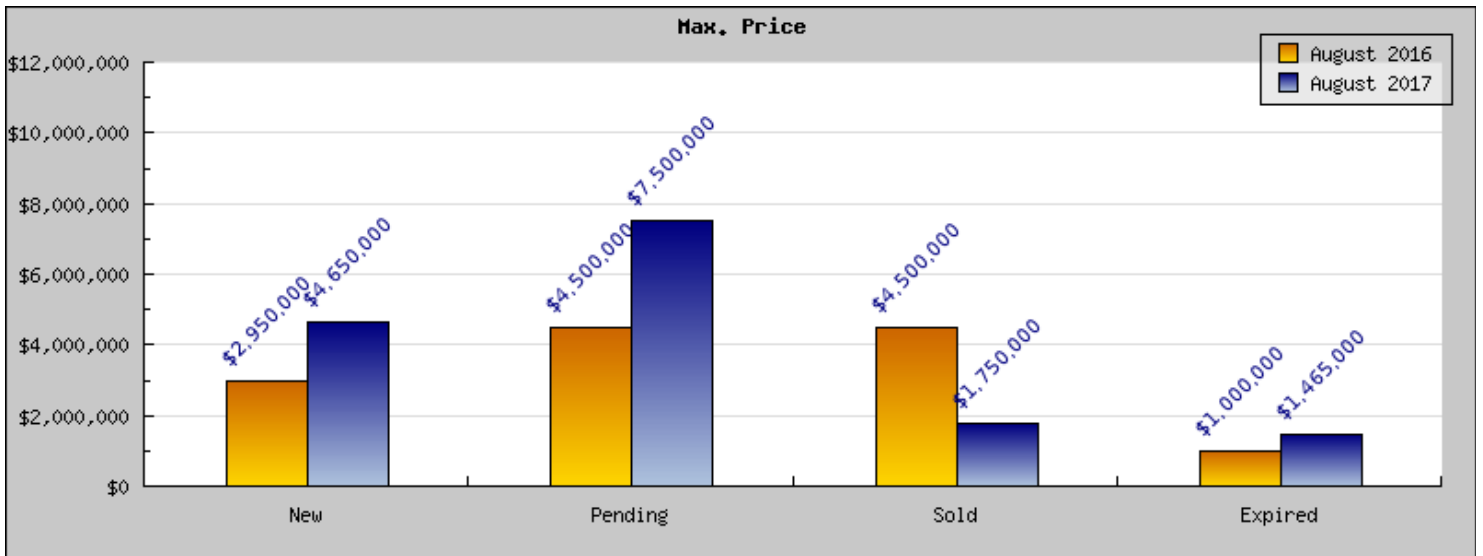
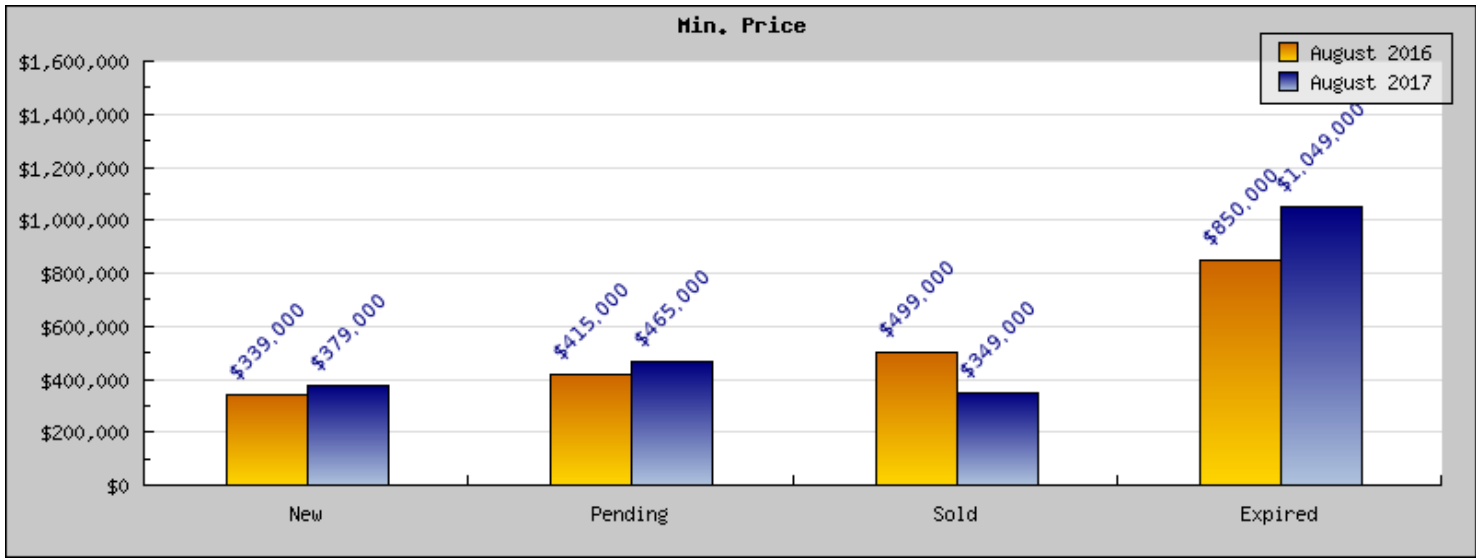
Status	Data	Total
Listings Added	Number of Listings	48
	Low Price	\$339,000
	High Price	\$2,950,000
	Average Price	\$836,954
	Median Price	\$788,667
Listings that went Pending	Number of Listings	53
	Low Price	\$415,000
	High Price	\$4,500,000
	Average Price	\$808,235
	Median Price	\$769,333
	Average DOM	24
Listings that Closed	Number of Listings	70
	Low Price	\$499,000
	High Price	\$4,500,000
	Average Price	\$885,036
	Median Price	\$840,400
	Average DOM	15
Listings that Expired	Number of Listings	2
	Low Price	\$850,000
	High Price	\$1,000,000
	Average Price	\$925,000
	Median Price	\$925,000
	Average DOM	121
Average Active Listing Count		42
Total Number of Listings (ADD, PND, CLSD, EXP)		173
Lowest Price		\$339,000
Highest Price		\$4,500,000
Average Price		\$863,806
Average DOM (PND, CLSD, EXP)		53

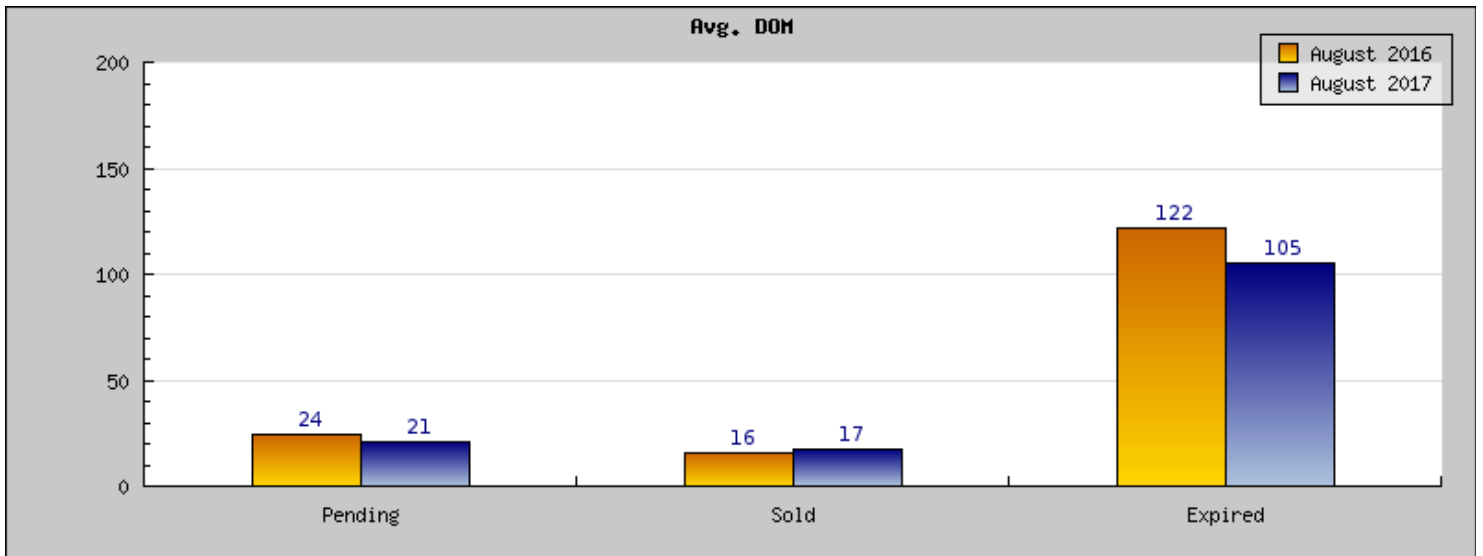
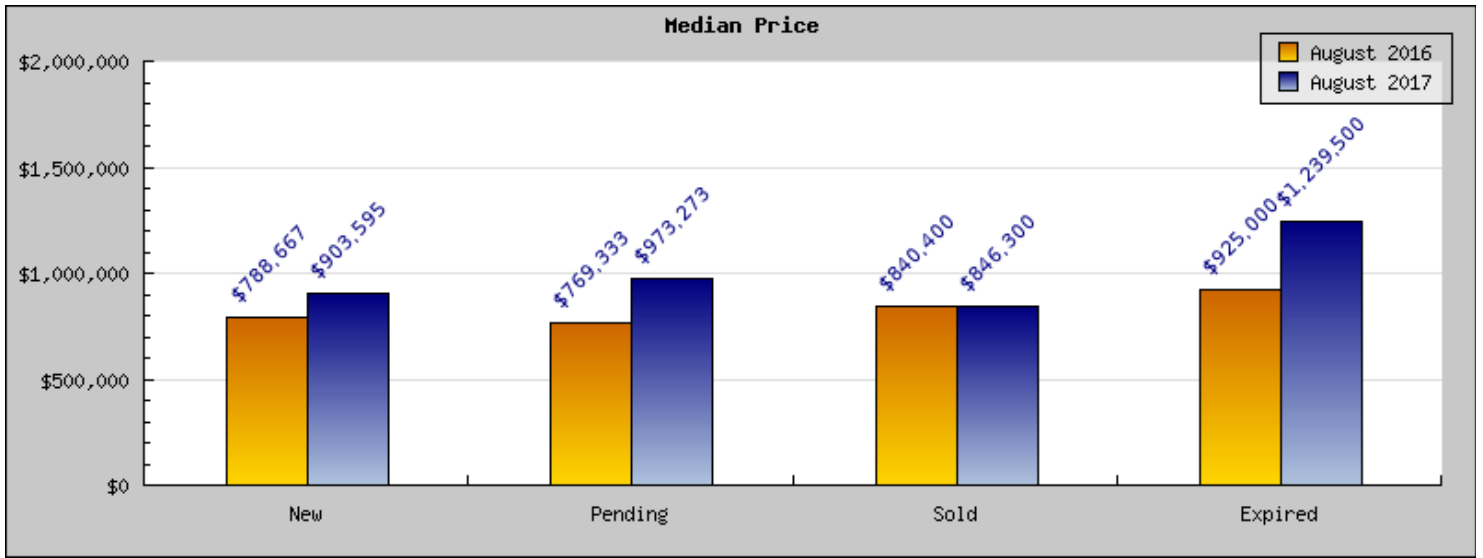
August 2017

Areas: Berkeley

Status	Data	Total
Listings Added	Number of Listings	52
	Low Price	\$379,000
	High Price	\$4,650,000
	Average Price	\$941,855
	Median Price	\$903,595
Listings that went Pending	Number of Listings	50
	Low Price	\$465,000
	High Price	\$7,500,000
	Average Price	\$994,832
	Median Price	\$973,273
	Average DOM	21
Listings that Closed	Number of Listings	63
	Low Price	\$349,000
	High Price	\$1,750,000
	Average Price	\$863,289
	Median Price	\$846,300
	Average DOM	17
Listings that Expired	Number of Listings	3
	Low Price	\$1,049,000
	High Price	\$1,465,000
	Average Price	\$1,239,500
	Median Price	\$1,239,500
	Average DOM	105
Average Active Listing Count		41
Total Number of Listings (ADD, PND, CLSD, EXP)		168
Lowest Price		\$349,000
Highest Price		\$7,500,000
Average Price		\$1,009,869
Average DOM (PND, CLSD, EXP)		47







August 2016

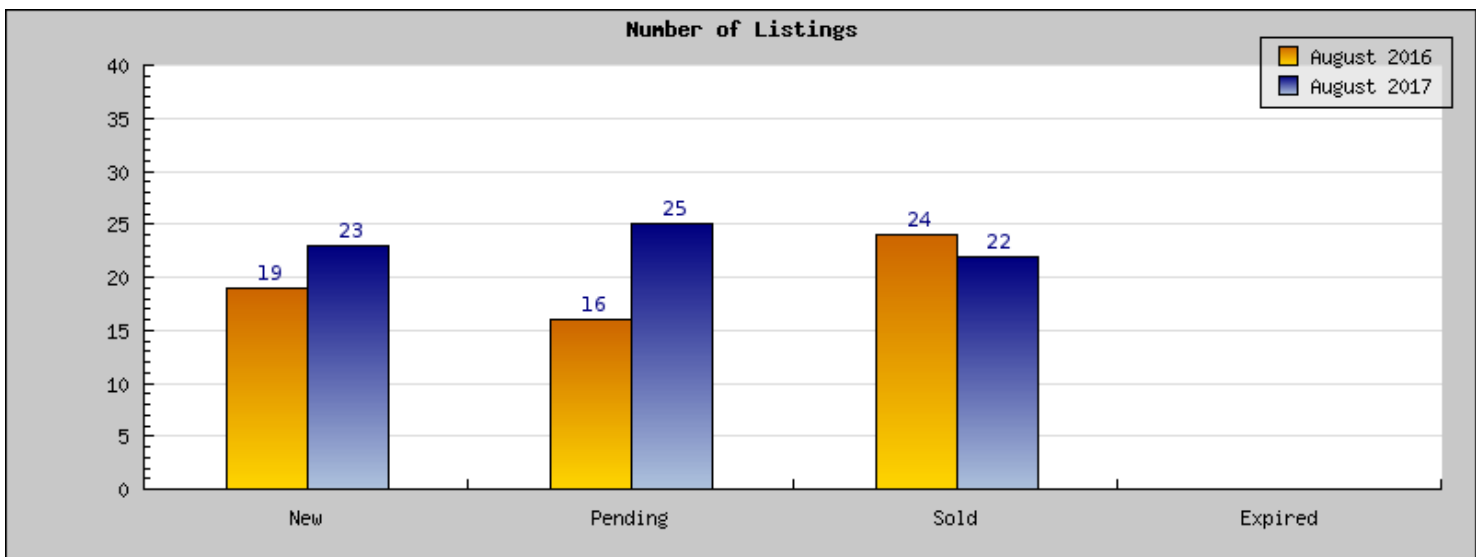
Areas: El Cerrito

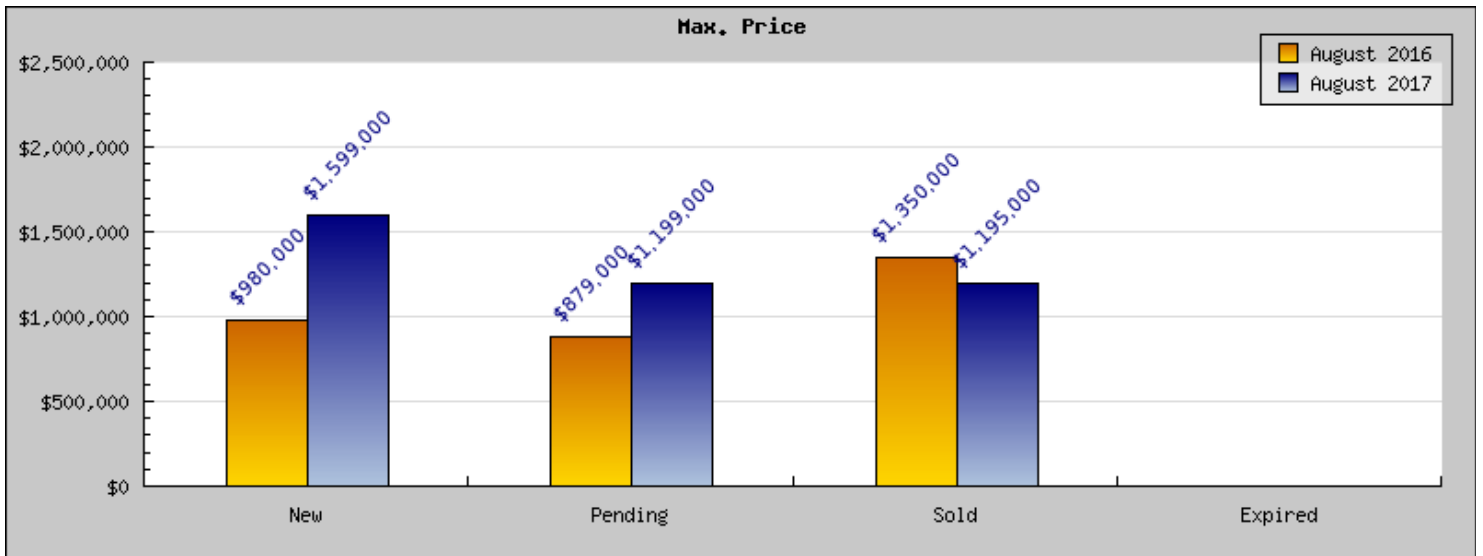
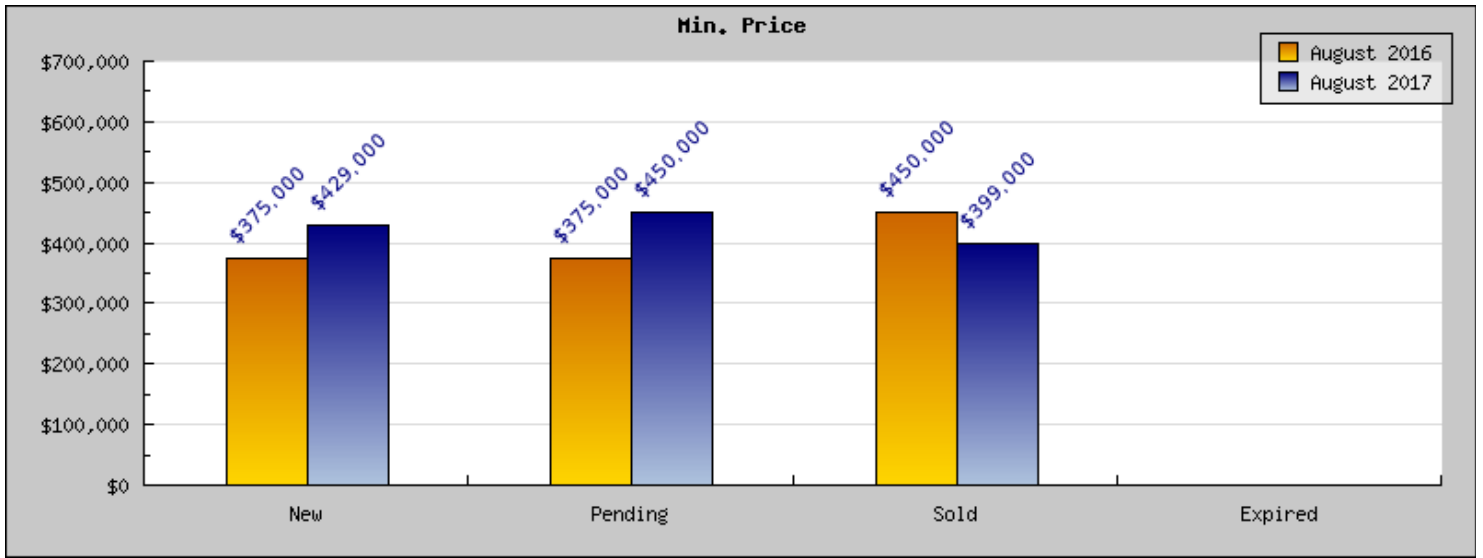
Status	Data	Total
Listings Added	Number of Listings	19
	Low Price	\$375,000
	High Price	\$980,000
	Average Price	\$710,073
	Median Price	\$749,000
Listings that went Pending	Number of Listings	16
	Low Price	\$375,000
	High Price	\$879,000
	Average Price	\$659,177
	Median Price	\$674,444
	Average DOM	20
Listings that Closed	Number of Listings	24
	Low Price	\$450,000
	High Price	\$1,350,000
	Average Price	\$725,664
	Median Price	\$690,000
	Average DOM	31
Listings that Expired	Number of Listings	
	Low Price	\$0
	High Price	\$0
	Average Price	\$0
	Median Price	\$0
	Average DOM	0
Average Active Listing Count		17
Total Number of Listings (ADD, PND, CLSD, EXP)		59
Lowest Price		\$0
Highest Price		\$1,350,000
Average Price		\$523,729
Average DOM (PND, CLSD, EXP)		17

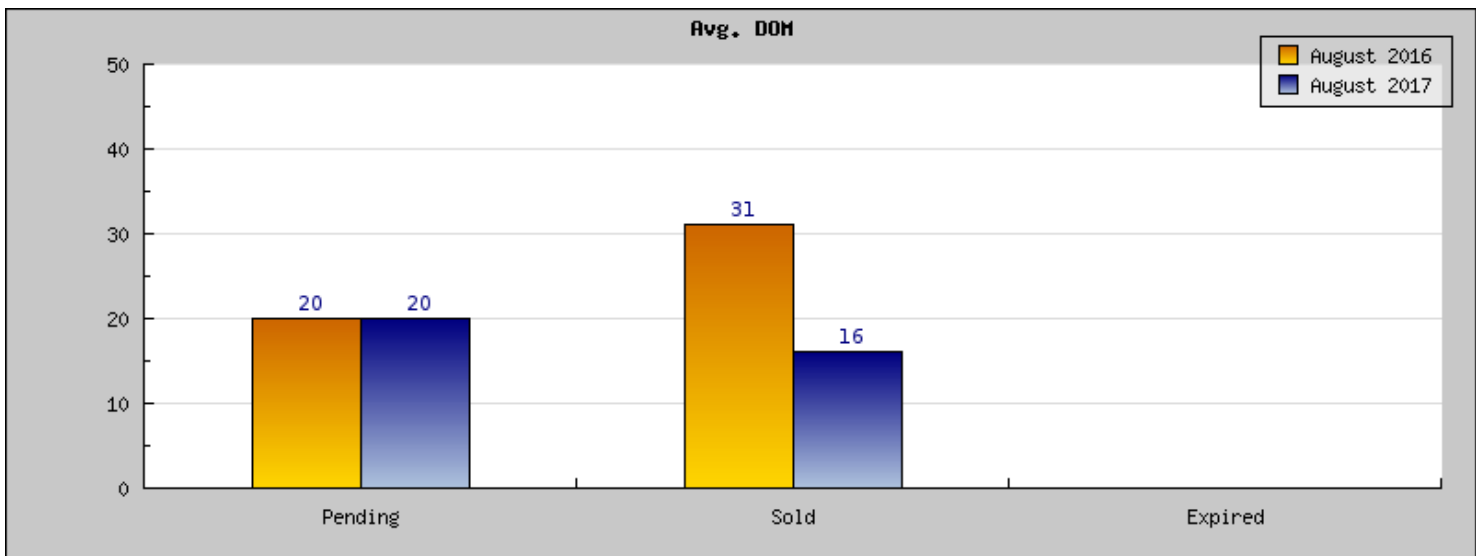
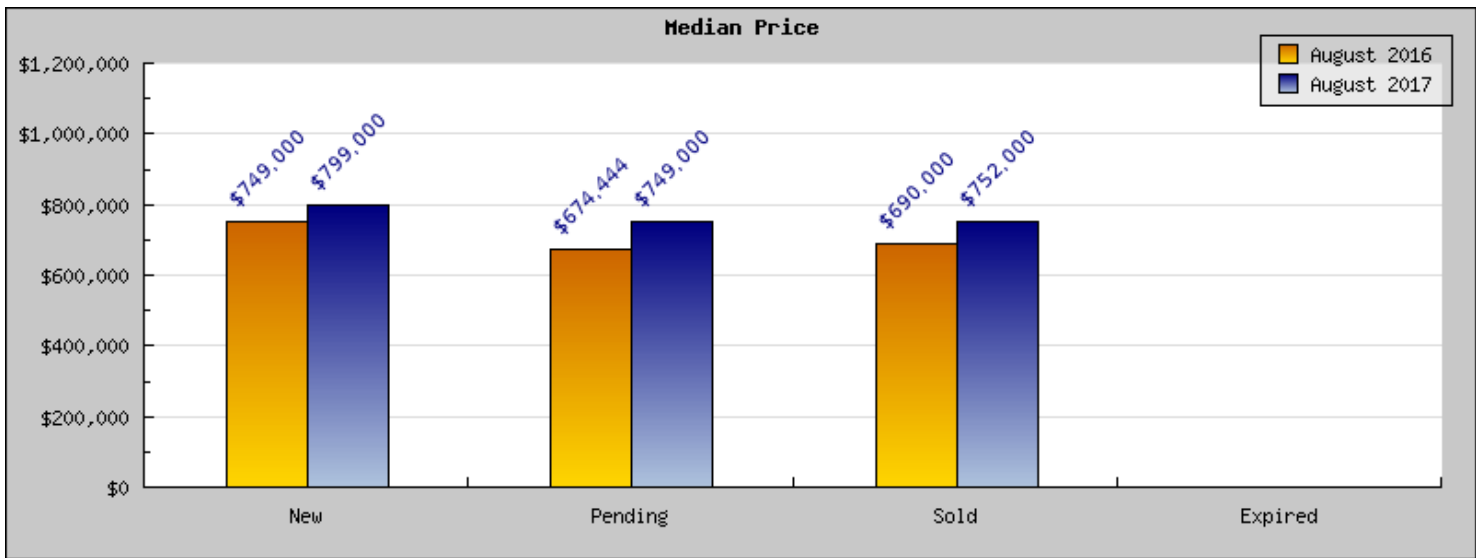
August 2017

Areas: El Cerrito

Status	Data	Total
Listings Added	Number of Listings	23
	Low Price	\$429,000
	High Price	\$1,599,000
	Average Price	\$839,246
	Median Price	\$799,000
Listings that went Pending	Number of Listings	25
	Low Price	\$450,000
	High Price	\$1,199,000
	Average Price	\$793,153
	Median Price	\$749,000
	Average DOM	20
Listings that Closed	Number of Listings	22
	Low Price	\$399,000
	High Price	\$1,195,000
	Average Price	\$758,586
	Median Price	\$752,000
	Average DOM	16
Listings that Expired	Number of Listings	
	Low Price	\$0
	High Price	\$0
	Average Price	\$0
	Median Price	\$0
	Average DOM	0
Average Active Listing Count		20
Total Number of Listings (ADD, PND, CLSD, EXP)		70
Lowest Price		\$0
Highest Price		\$1,599,000
Average Price		\$597,746
Average DOM (PND, CLSD, EXP)		12







August 2016

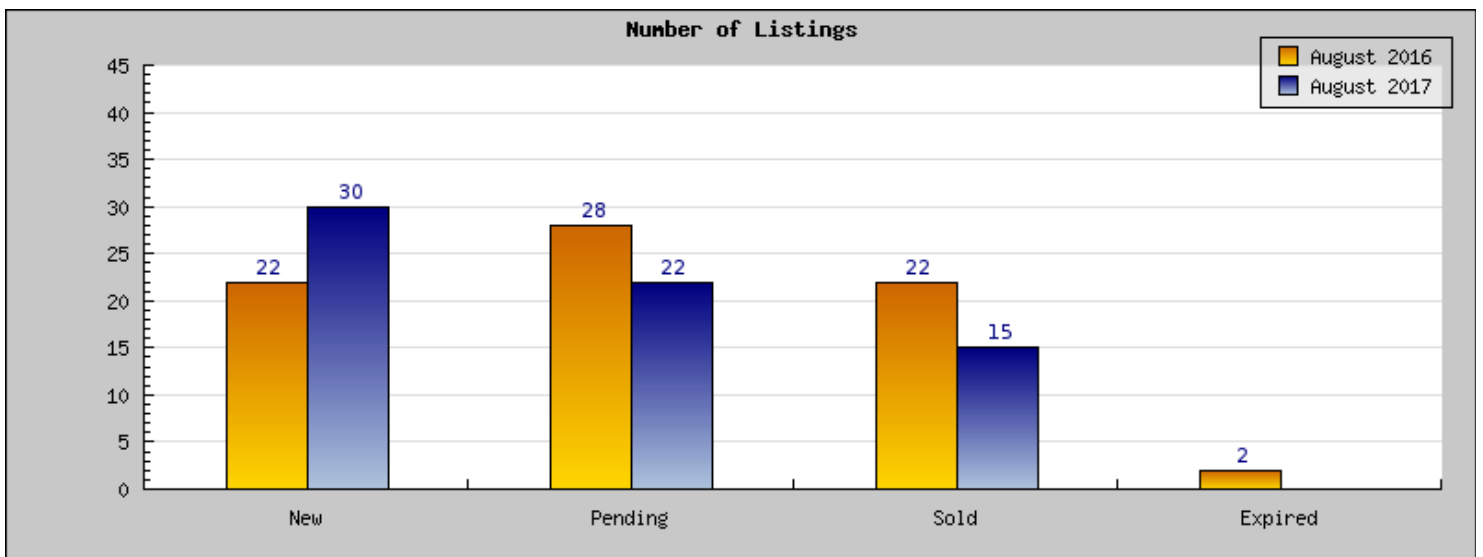
Areas: Emeryville

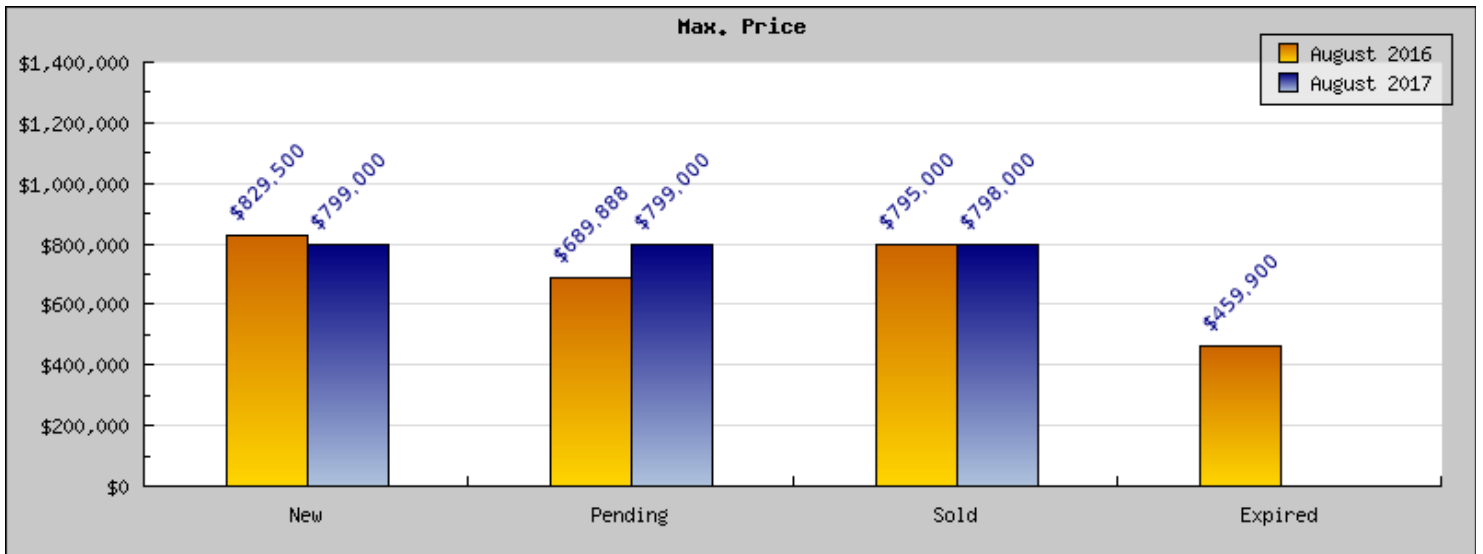
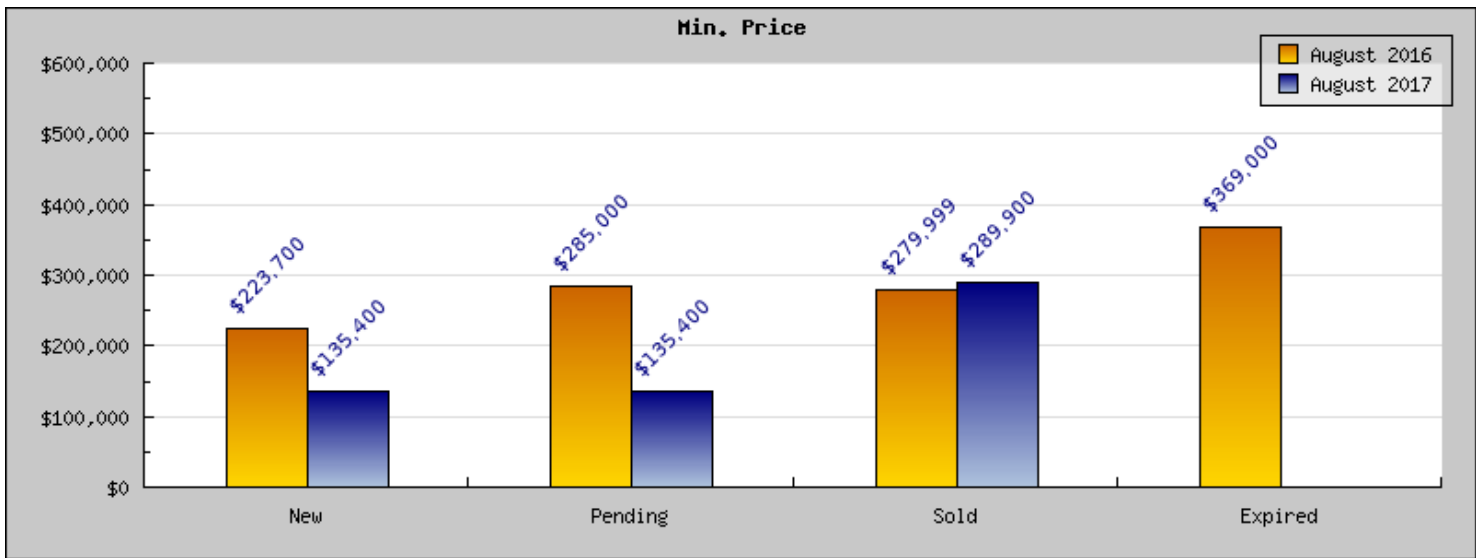
Status	Data	Total
Listings Added	Number of Listings	22
	Low Price	\$223,700
	High Price	\$829,500
	Average Price	\$493,644
	Median Price	\$487,000
Listings that went Pending	Number of Listings	28
	Low Price	\$285,000
	High Price	\$689,888
	Average Price	\$491,288
	Median Price	\$497,000
	Average DOM	28
Listings that Closed	Number of Listings	22
	Low Price	\$279,999
	High Price	\$795,000
	Average Price	\$528,390
	Median Price	\$542,000
	Average DOM	16
Listings that Expired	Number of Listings	2
	Low Price	\$369,000
	High Price	\$459,900
	Average Price	\$414,450
	Median Price	\$414,450
	Average DOM	53
Average Active Listing Count		22
Total Number of Listings (ADD, PND, CLSD, EXP)		74
Lowest Price		\$223,700
Highest Price		\$829,500
Average Price		\$481,943
Average DOM (PND, CLSD, EXP)		32

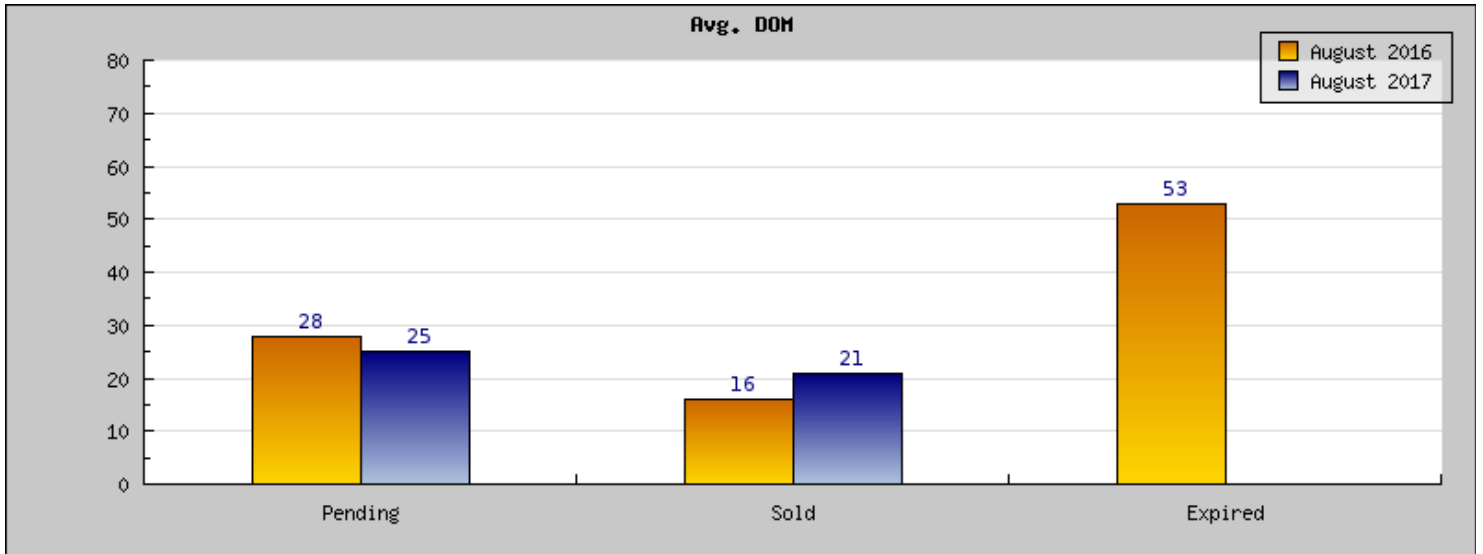
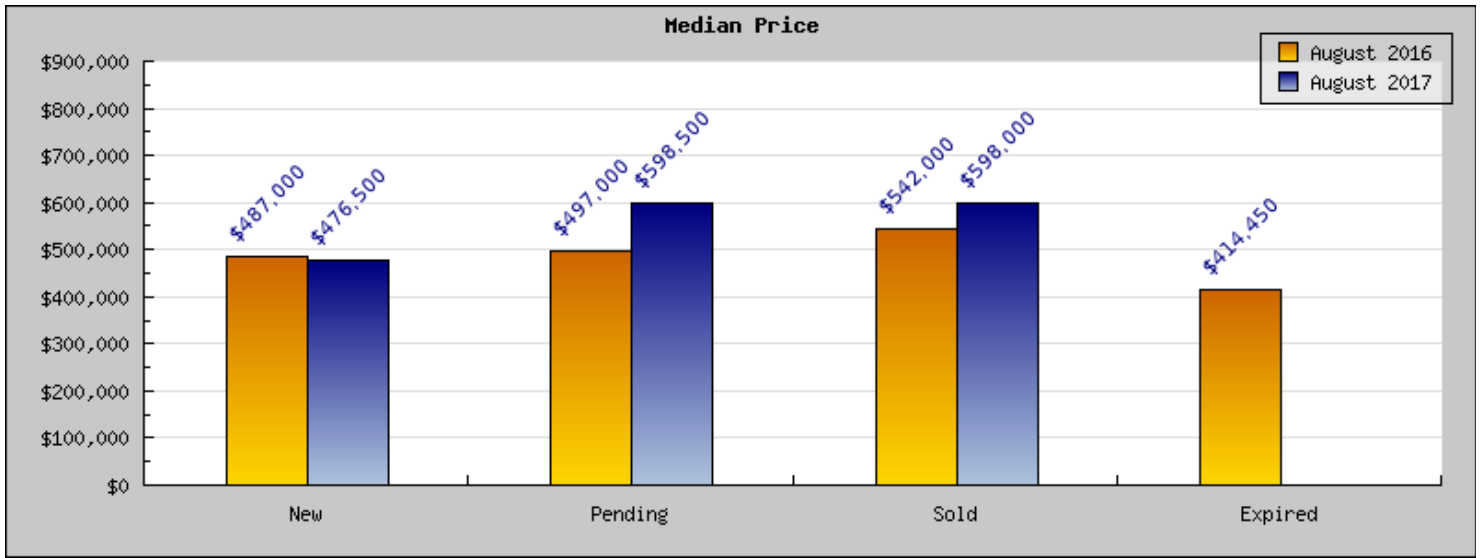
August 2017

Areas: Emeryville

Status	Data	Total
Listings Added	Number of Listings	30
	Low Price	\$135,400
	High Price	\$799,000
	Average Price	\$522,676
	Median Price	\$476,500
Listings that went Pending	Number of Listings	22
	Low Price	\$135,400
	High Price	\$799,000
	Average Price	\$572,199
	Median Price	\$598,500
	Average DOM	25
Listings that Closed	Number of Listings	15
	Low Price	\$289,900
	High Price	\$798,000
	Average Price	\$532,186
	Median Price	\$598,000
	Average DOM	21
Listings that Expired	Number of Listings	0
	Low Price	\$0
	High Price	\$0
	Average Price	\$0
	Median Price	\$0
	Average DOM	0
Average Active Listing Count		22
Total Number of Listings (ADD, PND, CLSD, EXP)		67
Lowest Price		\$0
Highest Price		\$799,000
Average Price		\$406,765
Average DOM (PND, CLSD, EXP)		15







August 2016

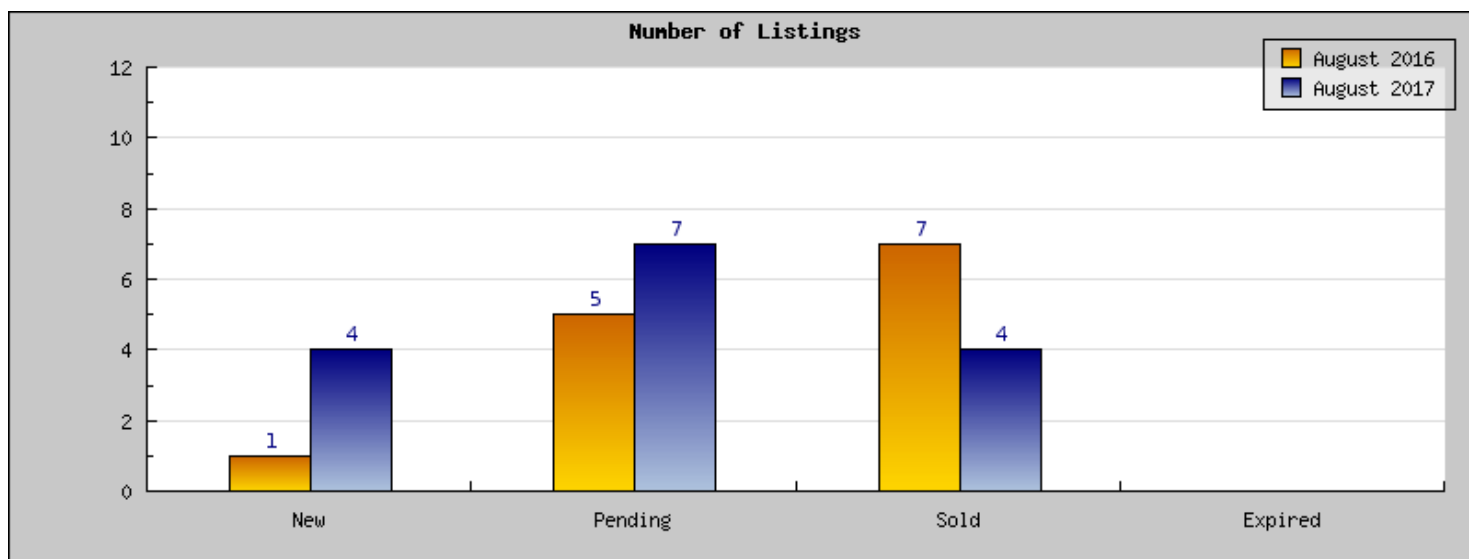
Areas: Kensington

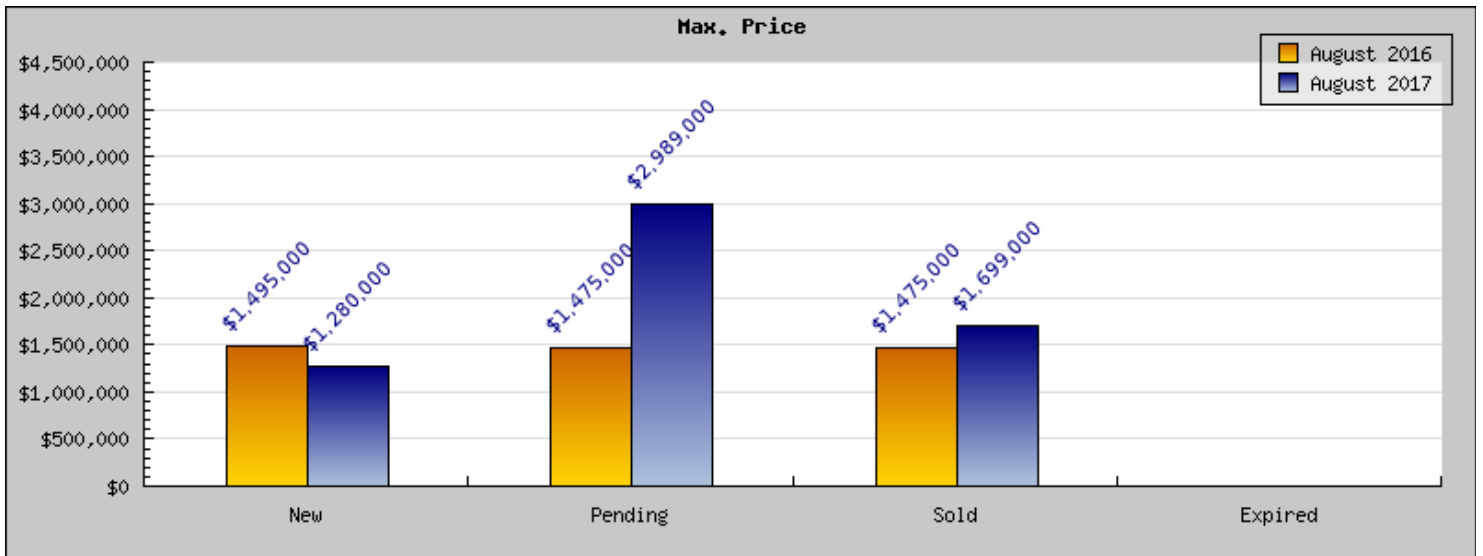
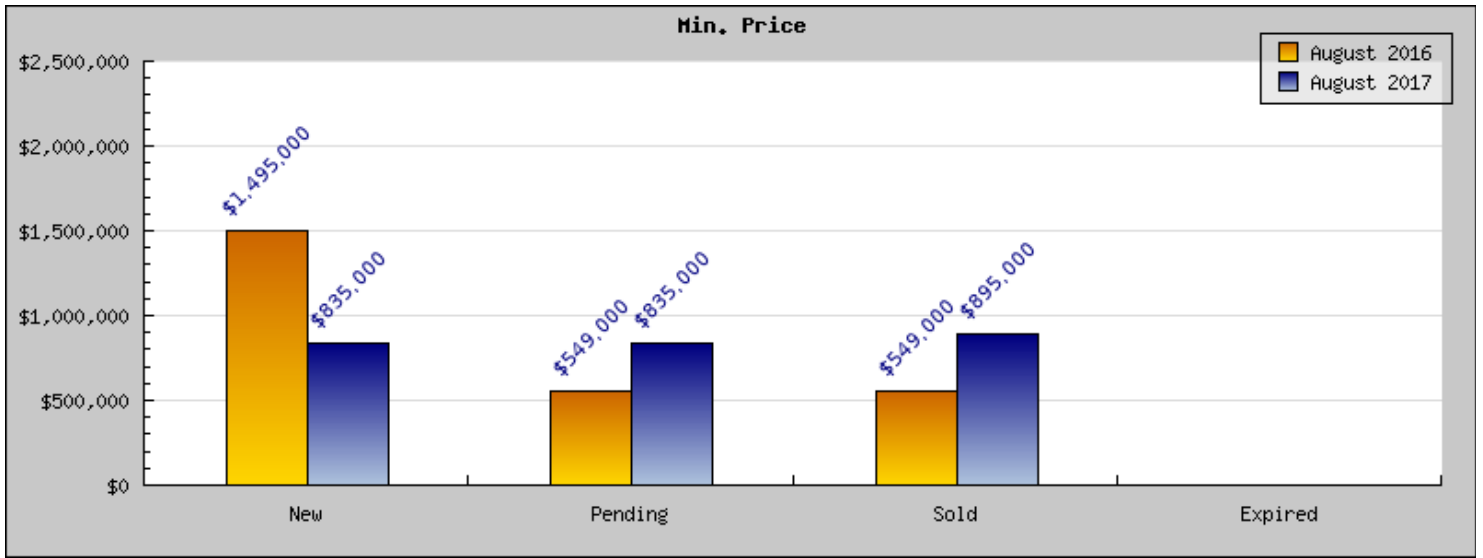
Status	Data	Total
Listings Added	Number of Listings	1
	Low Price	\$1,495,000
	High Price	\$1,495,000
	Average Price	\$1,495,000
	Median Price	\$1,495,000
Listings that went Pending	Number of Listings	5
	Low Price	\$549,000
	High Price	\$1,475,000
	Average Price	\$983,000
	Median Price	\$898,000
	Average DOM	25
Listings that Closed	Number of Listings	7
	Low Price	\$549,000
	High Price	\$1,475,000
	Average Price	\$1,045,000
	Median Price	\$998,000
	Average DOM	27
Listings that Expired	Number of Listings	
	Low Price	\$0
	High Price	\$0
	Average Price	\$0
	Median Price	\$0
	Average DOM	0
Average Active Listing Count		3
Total Number of Listings (ADD, PND, CLSD, EXP)		13
Lowest Price		\$0
Highest Price		\$1,495,000
Average Price		\$880,750
Average DOM (PND, CLSD, EXP)		17

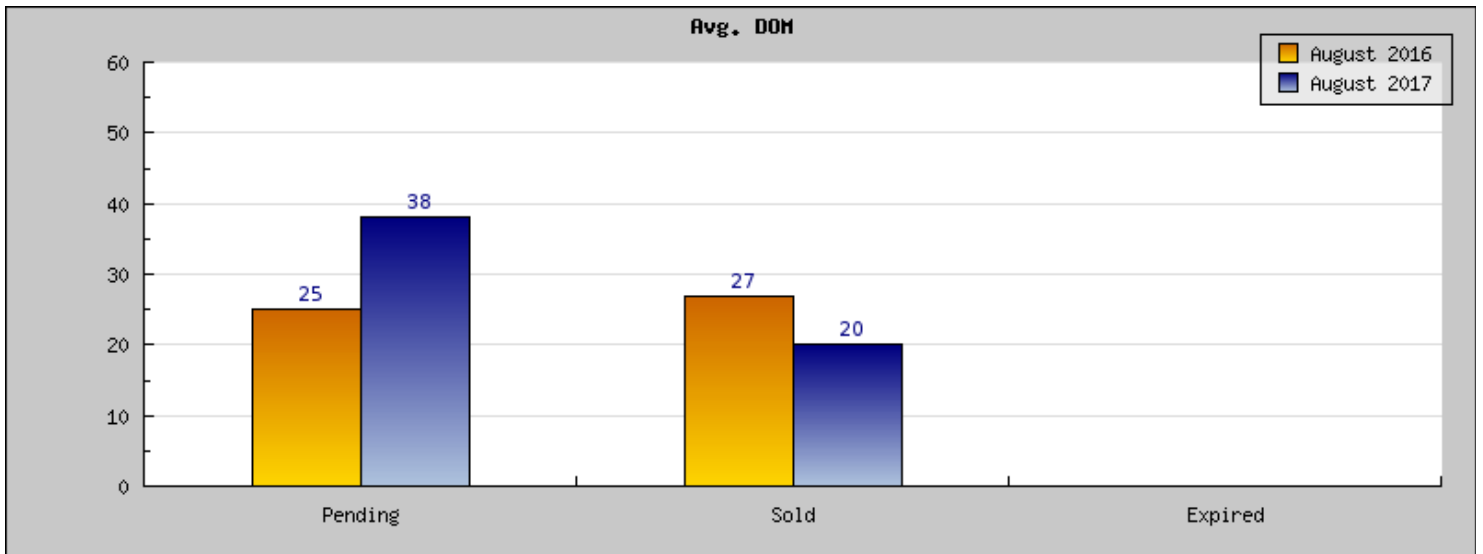
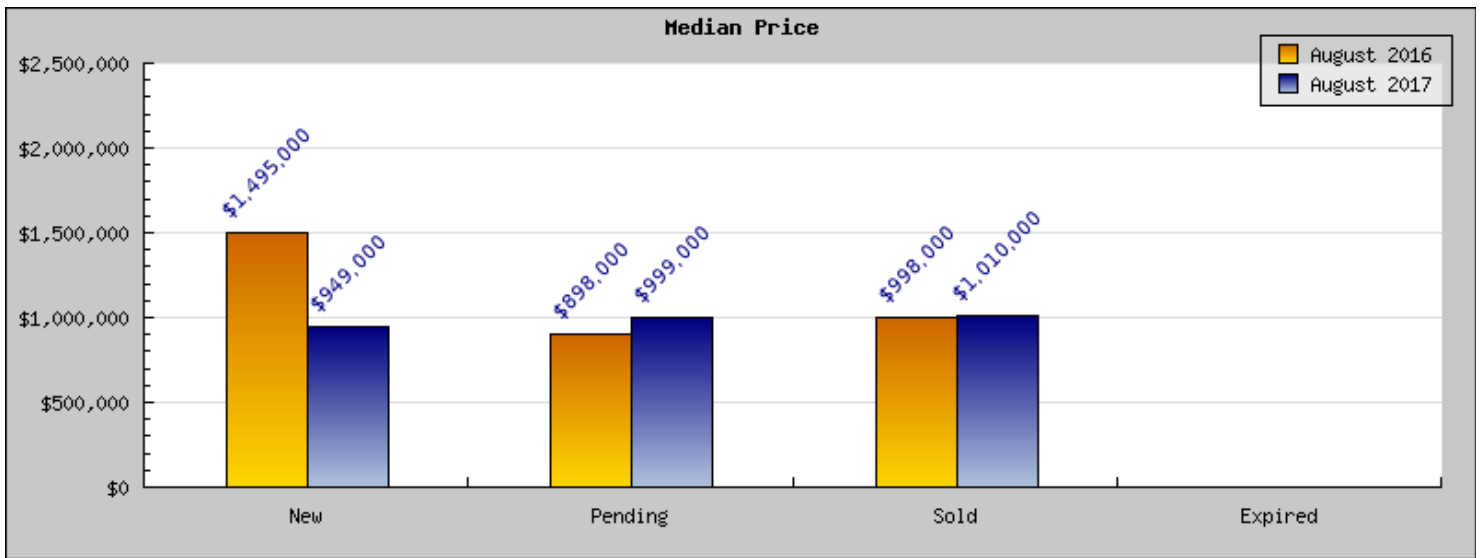
August 2017

Areas: Kensington

Status	Data	Total
Listings Added	Number of Listings	4
	Low Price	\$835,000
	High Price	\$1,280,000
	Average Price	\$1,003,250
	Median Price	\$949,000
Listings that went Pending	Number of Listings	7
	Low Price	\$835,000
	High Price	\$2,989,000
	Average Price	\$1,384,571
	Median Price	\$999,000
	Average DOM	38
Listings that Closed	Number of Listings	4
	Low Price	\$895,000
	High Price	\$1,699,000
	Average Price	\$1,153,500
	Median Price	\$1,010,000
	Average DOM	20
Listings that Expired	Number of Listings	
	Low Price	\$0
	High Price	\$0
	Average Price	\$0
	Median Price	\$0
	Average DOM	0
Average Active Listing Count		3
Total Number of Listings (ADD, PND, CLSD, EXP)		15
Lowest Price		\$0
Highest Price		\$2,989,000
Average Price		\$885,330
Average DOM (PND, CLSD, EXP)		19







August 2016

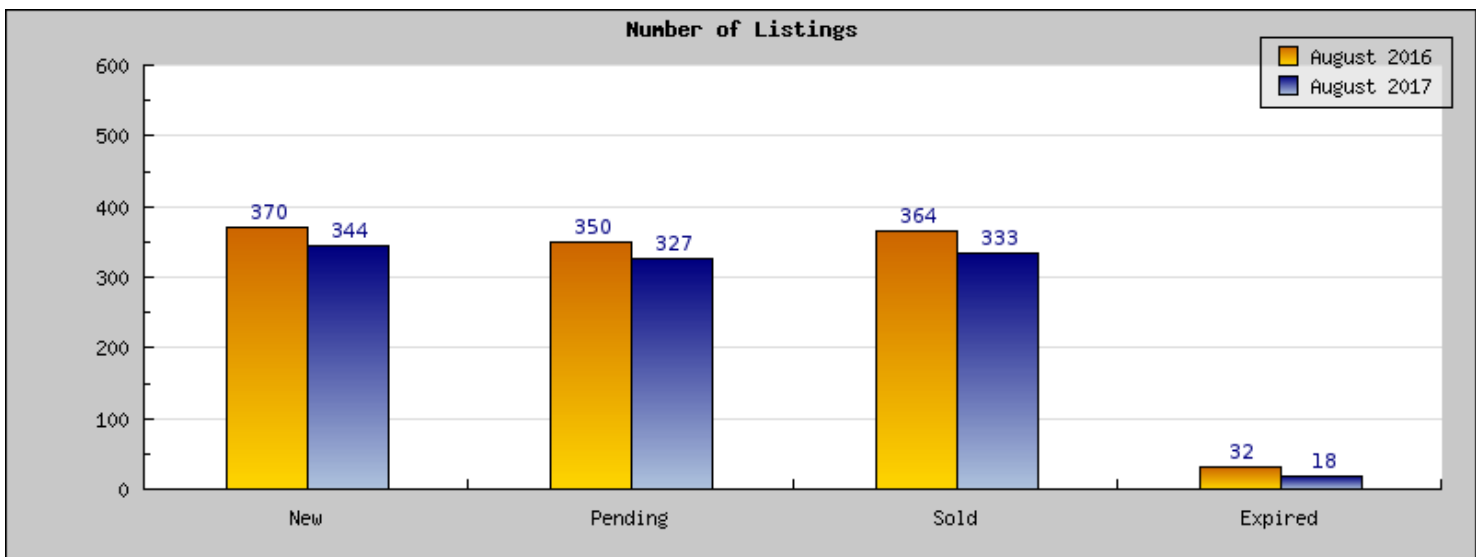
Areas: Oakland

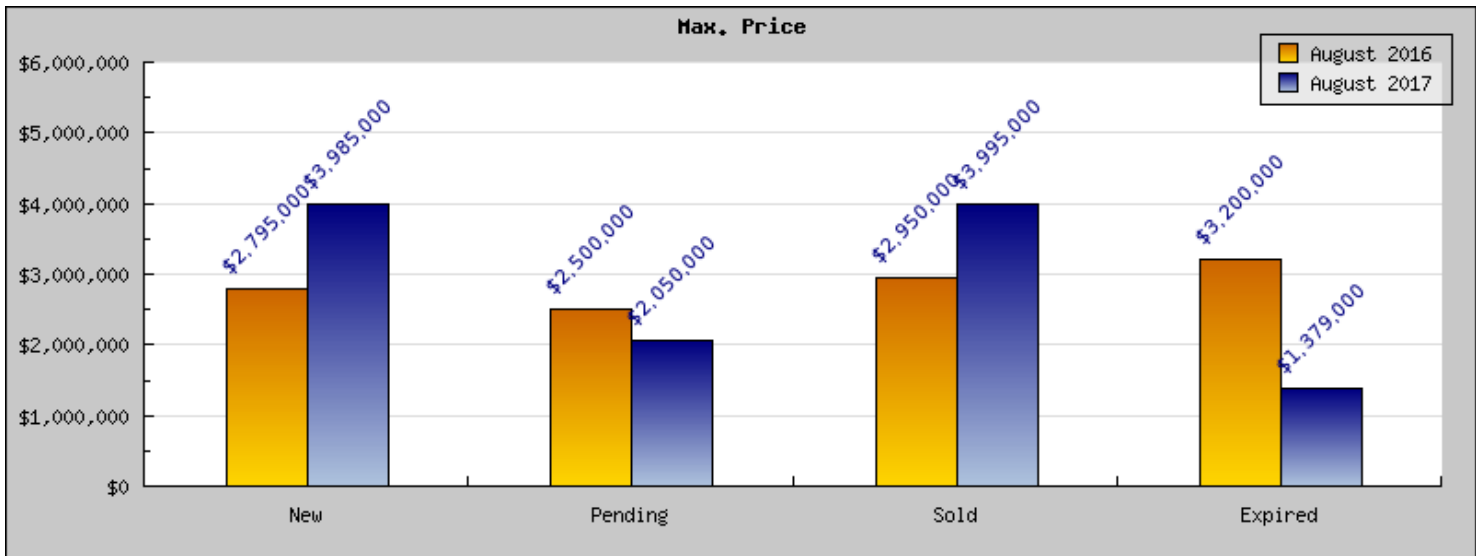
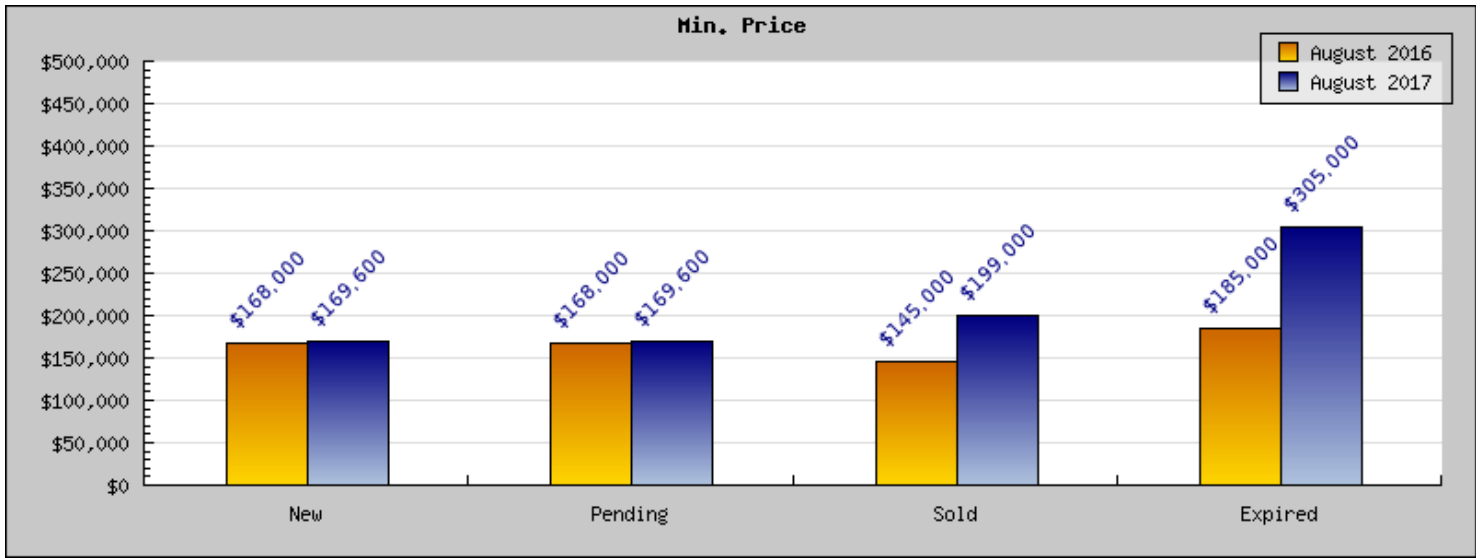
Status	Data	Total
Listings Added	Number of Listings	370
	Low Price	\$168,000
	High Price	\$2,795,000
	Average Price	\$745,558
	Median Price	\$718,435
Listings that went Pending	Number of Listings	350
	Low Price	\$168,000
	High Price	\$2,500,000
	Average Price	\$748,447
	Median Price	\$738,296
	Average DOM	29
Listings that Closed	Number of Listings	364
	Low Price	\$145,000
	High Price	\$2,950,000
	Average Price	\$649,660
	Median Price	\$625,063
	Average DOM	22
Listings that Expired	Number of Listings	32
	Low Price	\$185,000
	High Price	\$3,200,000
	Average Price	\$1,048,360
	Median Price	\$1,051,717
	Average DOM	74
Average Active Listing Count		413
Total Number of Listings (ADD, PND, CLSD, EXP)		1,116
Lowest Price		\$145,000
Highest Price		\$3,200,000
Average Price		\$798,006
Average DOM (PND, CLSD, EXP)		41

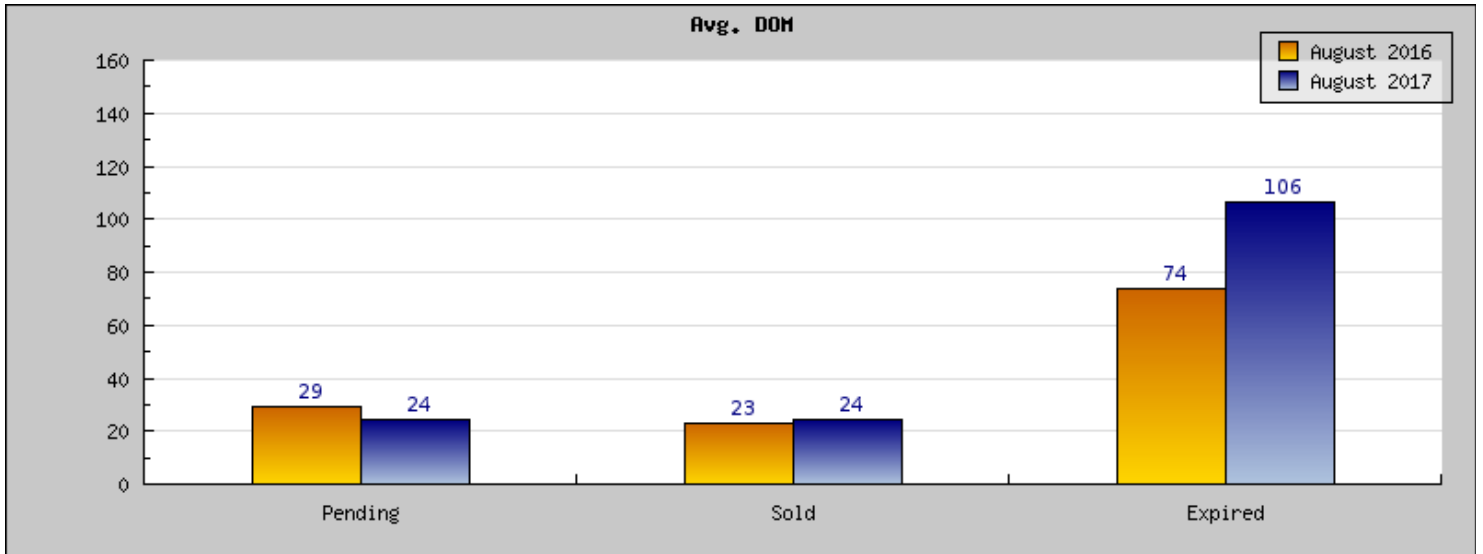
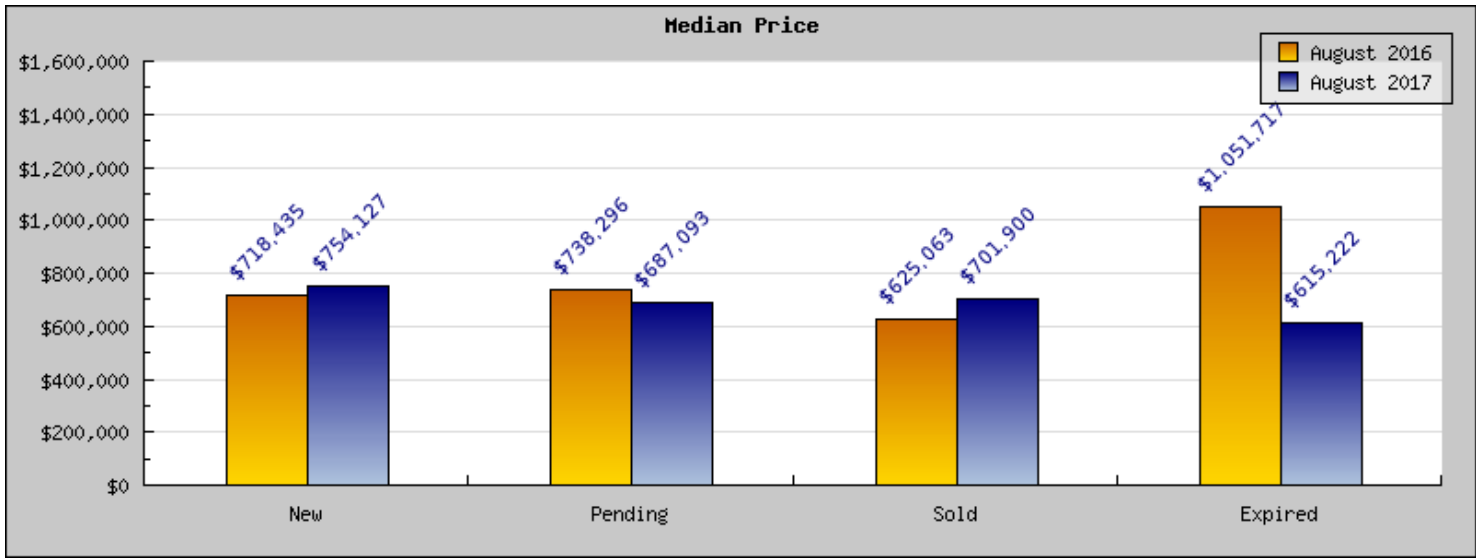
August 2017

Areas: Oakland

Status	Data	Total
Listings Added	Number of Listings	344
	Low Price	\$169,600
	High Price	\$3,985,000
	Average Price	\$780,326
	Median Price	\$754,127
Listings that went Pending	Number of Listings	327
	Low Price	\$169,600
	High Price	\$2,050,000
	Average Price	\$715,876
	Median Price	\$687,093
	Average DOM	24
Listings that Closed	Number of Listings	333
	Low Price	\$199,000
	High Price	\$3,995,000
	Average Price	\$764,028
	Median Price	\$701,900
	Average DOM	24
Listings that Expired	Number of Listings	18
	Low Price	\$305,000
	High Price	\$1,379,000
	Average Price	\$636,167
	Median Price	\$615,222
	Average DOM	106
Average Active Listing Count		372
Total Number of Listings (ADD, PND, CLSD, EXP)		1,022
Lowest Price		\$169,600
Highest Price		\$3,995,000
Average Price		\$724,099
Average DOM (PND, CLSD, EXP)		51







August 2016

Areas: Piedmont

Status	Data	Total
Listings Added	Number of Listings	4
	Low Price	\$995,000
	High Price	\$7,250,000
	Average Price	\$2,402,500
	Median Price	\$1,647,500
Listings that went Pending	Number of Listings	8
	Low Price	\$899,000
	High Price	\$4,980,000
	Average Price	\$1,981,415
	Median Price	\$1,818,250
	Average DOM	39
Listings that Closed	Number of Listings	11
	Low Price	\$875,000
	High Price	\$4,250,000
	Average Price	\$2,153,000
	Median Price	\$1,998,000
	Average DOM	19
Listings that Expired	Number of Listings	
	Low Price	\$0
	High Price	\$0
	Average Price	\$0
	Median Price	\$0
	Average DOM	0
Average Active Listing Count		6
Total Number of Listings (ADD, PND, CLSD, EXP)		23
Lowest Price		\$0
Highest Price		\$7,250,000
Average Price		\$1,634,229
Average DOM (PND, CLSD, EXP)		19

August 2017

Areas: Piedmont

Status	Data	Total
Listings Added	Number of Listings	11
	Low Price	\$1,295,000
	High Price	\$3,980,000
	Average Price	\$2,391,650
	Median Price	\$2,349,500
Listings that went Pending	Number of Listings	8
	Low Price	\$1,295,000
	High Price	\$2,725,000
	Average Price	\$2,069,889
	Median Price	\$2,073,833
	Average DOM	12
Listings that Closed	Number of Listings	10
	Low Price	\$985,000
	High Price	\$2,750,000
	Average Price	\$1,525,095
	Median Price	\$1,526,500
	Average DOM	17
Listings that Expired	Number of Listings	1
	Low Price	\$5,980,000
	High Price	\$5,980,000
	Average Price	\$5,980,000
	Median Price	\$5,980,000
	Average DOM	173
Average Active Listing Count		8
Total Number of Listings (ADD, PND, CLSD, EXP)		30
Lowest Price		\$985,000
Highest Price		\$5,980,000
Average Price		\$2,991,658
Average DOM (PND, CLSD, EXP)		67

