

September 2016

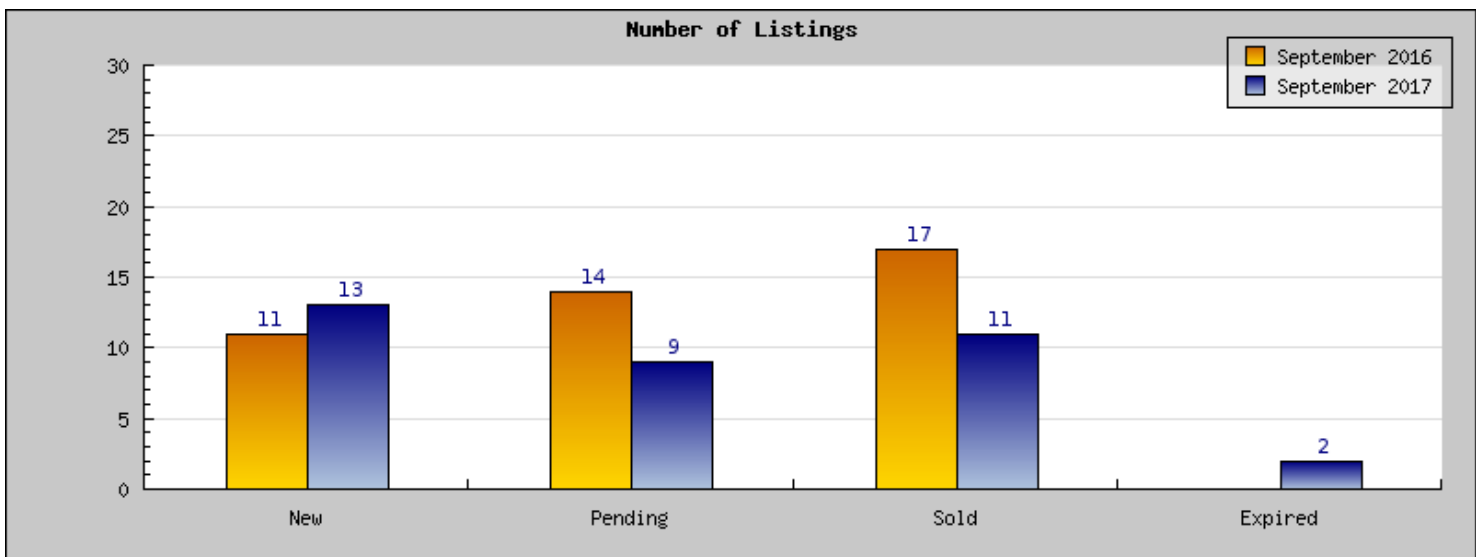
Areas: Albany

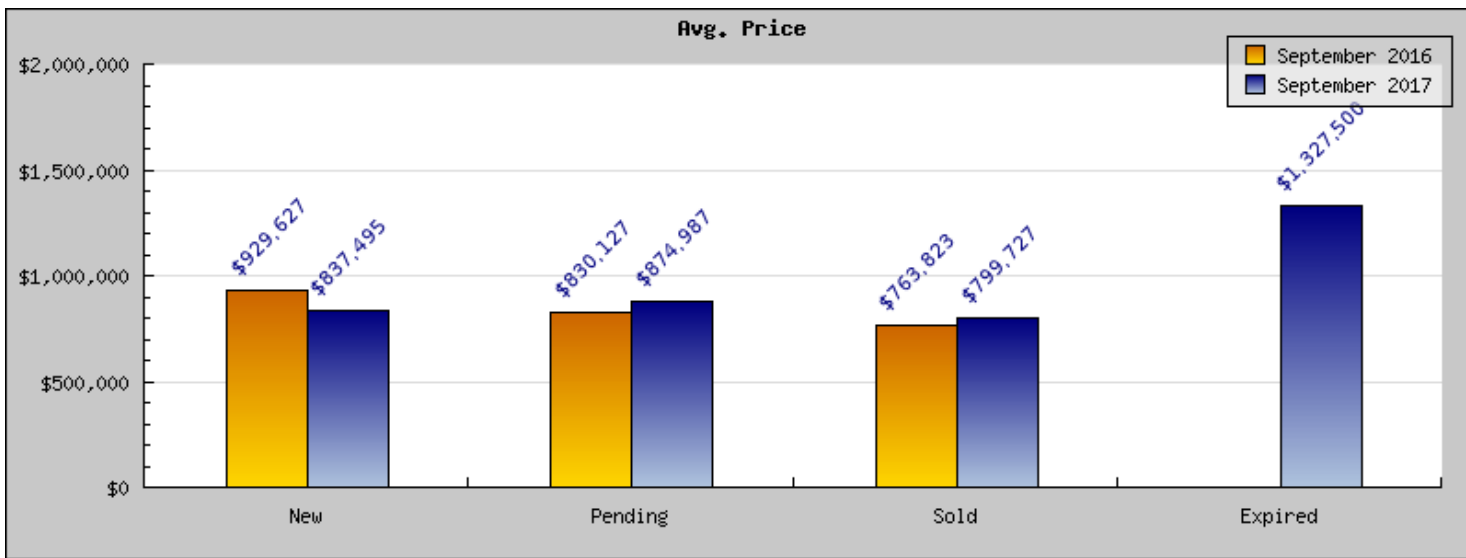
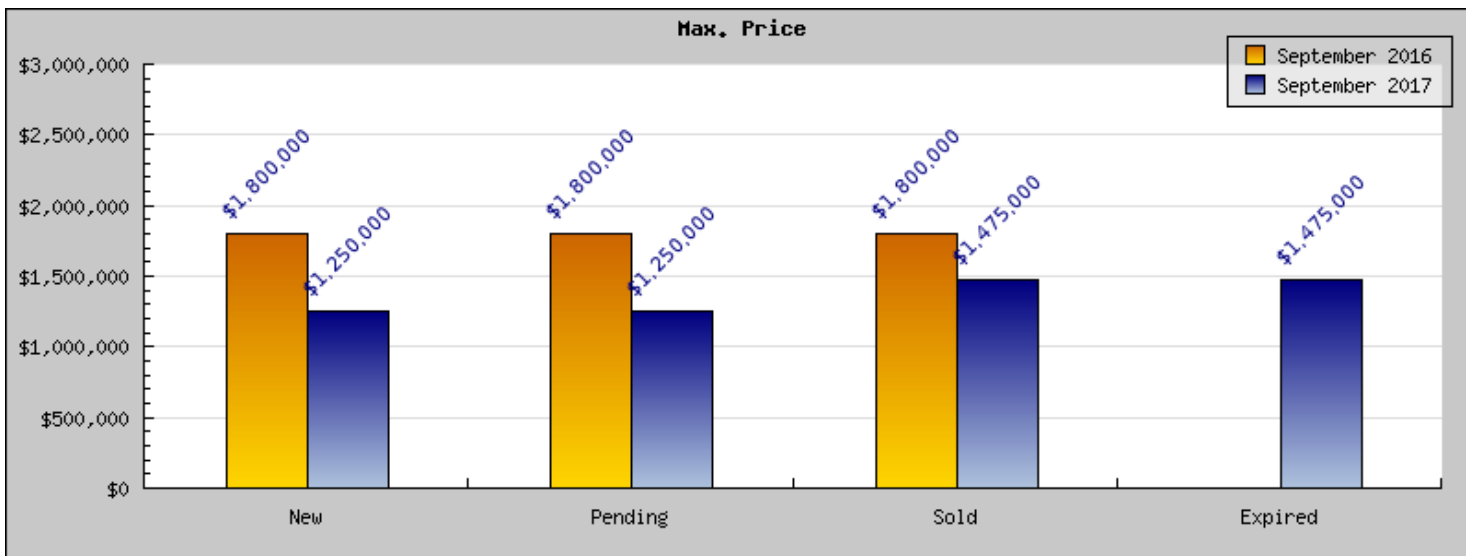
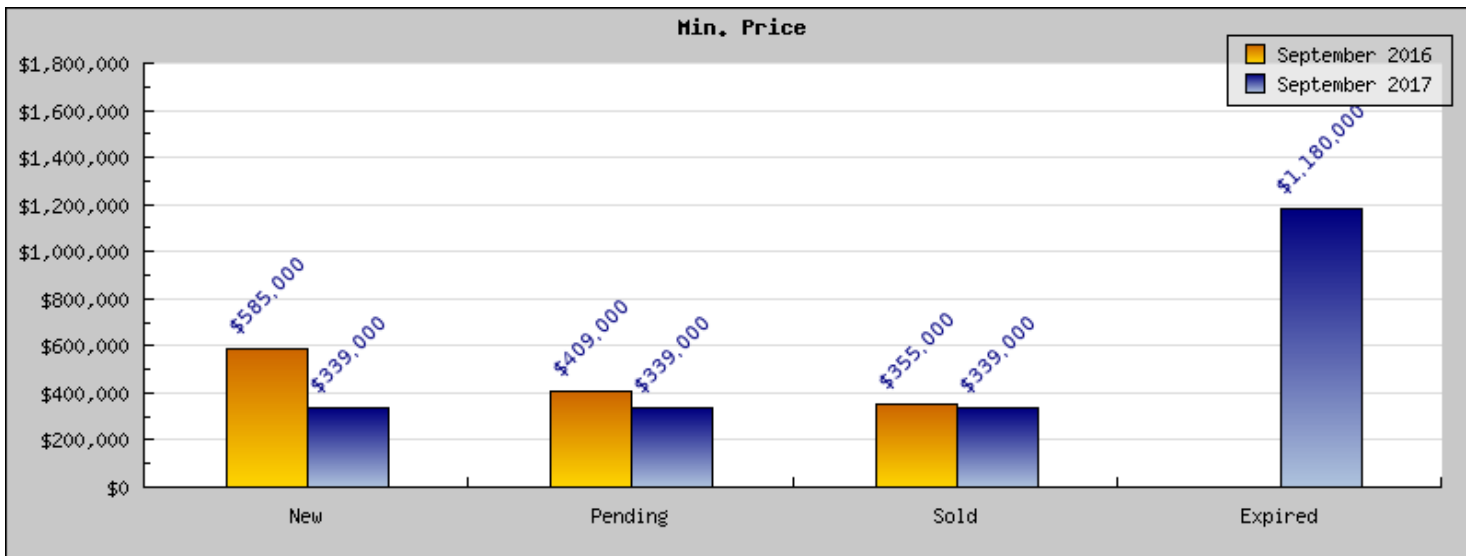
| Status | Data | Total |
|--|--------------------|-------------|
| Listings Added | Number of Listings | 11 |
| | Low Price | \$585,000 |
| | High Price | \$1,800,000 |
| | Average Price | \$929,627 |
| | Median Price | \$829,000 |
| Listings that went Pending | Number of Listings | 14 |
| | Low Price | \$409,000 |
| | High Price | \$1,800,000 |
| | Average Price | \$830,127 |
| | Median Price | \$744,500 |
| | Average DOM | 42 |
| Listings that Closed | Number of Listings | 17 |
| | Low Price | \$355,000 |
| | High Price | \$1,800,000 |
| | Average Price | \$763,823 |
| | Median Price | \$729,000 |
| | Average DOM | 31 |
| Listings that Expired | Number of Listings | |
| | Low Price | \$0 |
| | High Price | \$0 |
| | Average Price | \$0 |
| | Median Price | \$0 |
| | Average DOM | 0 |
| Average Active Listing Count | | 11 |
| Total Number of Listings (ADD, PND, CLSD, EXP) | | 42 |
| Lowest Price | | \$0 |
| Highest Price | | \$1,800,000 |
| Average Price | | \$630,894 |
| Average DOM (PND, CLSD, EXP) | | 24 |

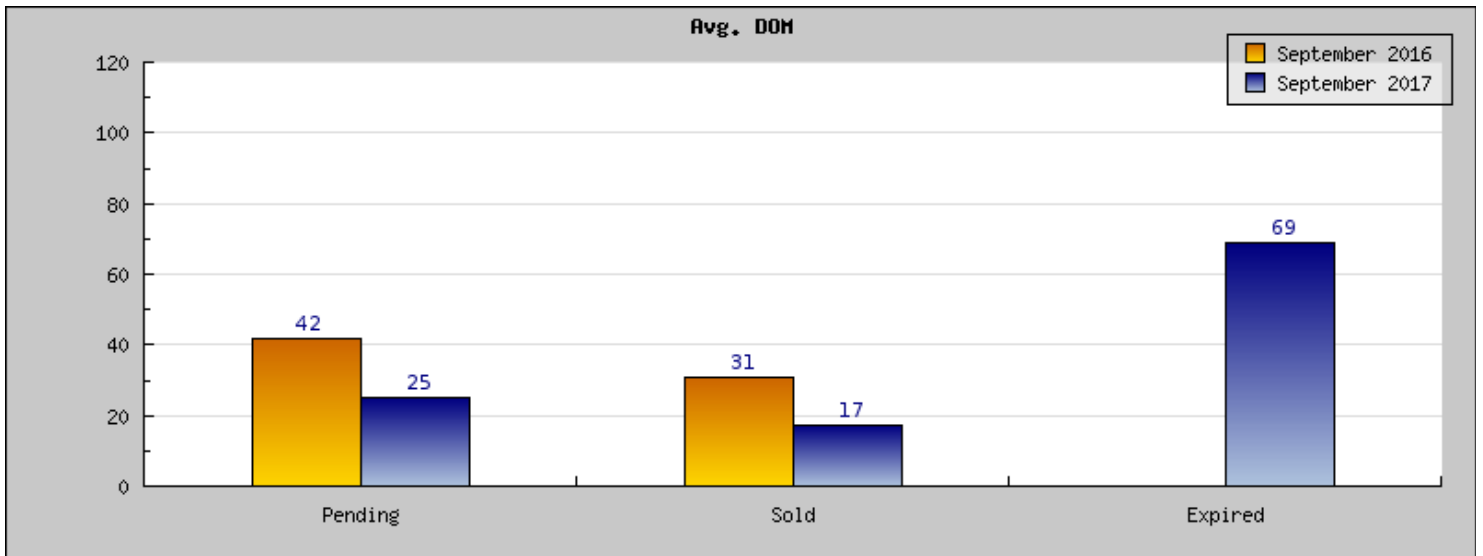
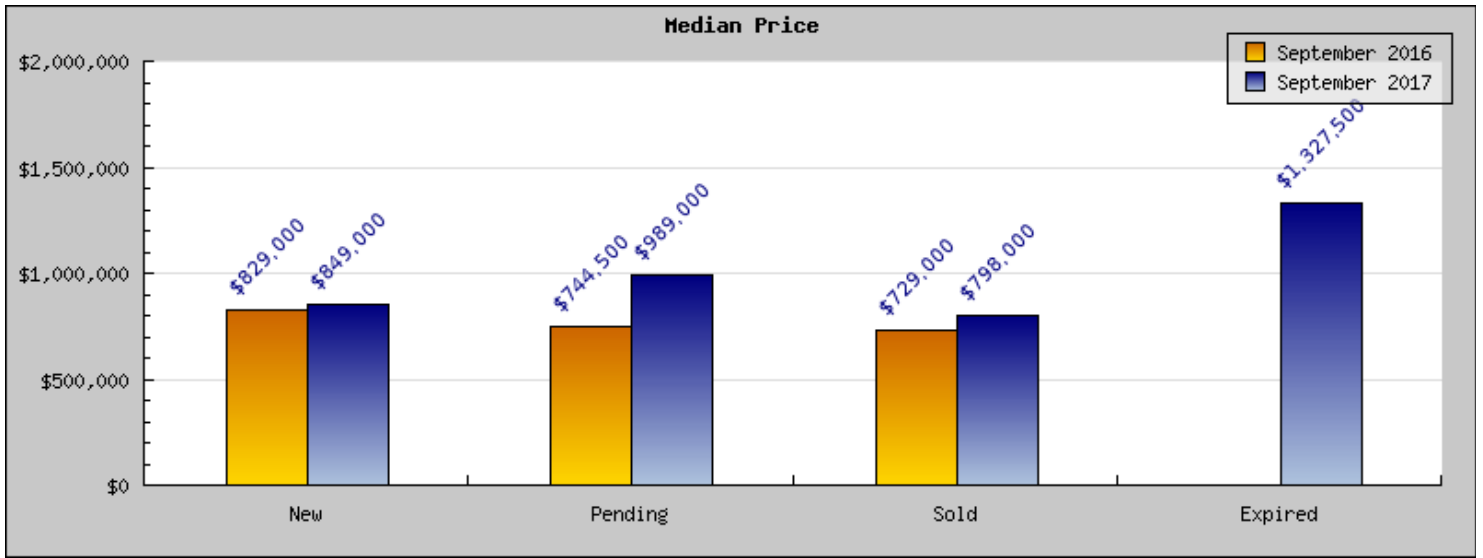
September 2017

Areas: Albany

| Status | Data | Total |
|--|--------------------|-------------|
| Listings Added | Number of Listings | 13 |
| | Low Price | \$339,000 |
| | High Price | \$1,250,000 |
| | Average Price | \$837,495 |
| | Median Price | \$849,000 |
| Listings that went Pending | Number of Listings | 9 |
| | Low Price | \$339,000 |
| | High Price | \$1,250,000 |
| | Average Price | \$874,987 |
| | Median Price | \$989,000 |
| | Average DOM | 25 |
| Listings that Closed | Number of Listings | 11 |
| | Low Price | \$339,000 |
| | High Price | \$1,475,000 |
| | Average Price | \$799,727 |
| | Median Price | \$798,000 |
| | Average DOM | 17 |
| Listings that Expired | Number of Listings | 2 |
| | Low Price | \$1,180,000 |
| | High Price | \$1,475,000 |
| | Average Price | \$1,327,500 |
| | Median Price | \$1,327,500 |
| | Average DOM | 69 |
| Average Active Listing Count | | 11 |
| Total Number of Listings (ADD, PND, CLSD, EXP) | | 35 |
| Lowest Price | | \$339,000 |
| Highest Price | | \$1,475,000 |
| Average Price | | \$959,927 |
| Average DOM (PND, CLSD, EXP) | | 37 |







September 2016

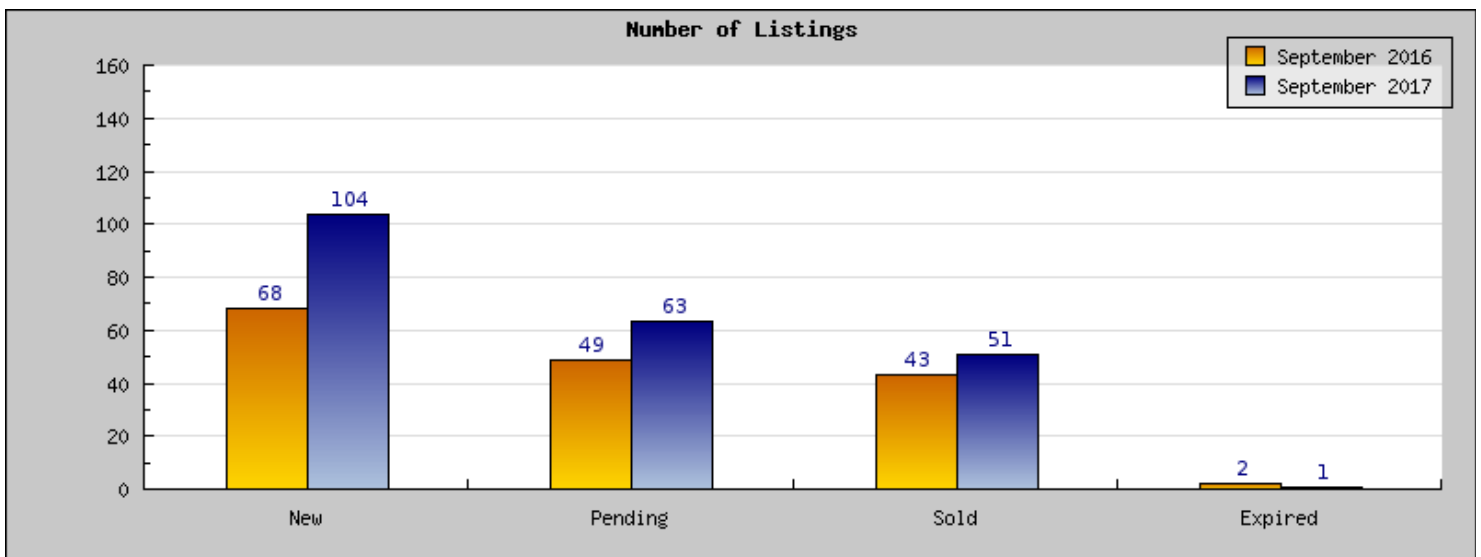
Areas: Berkeley

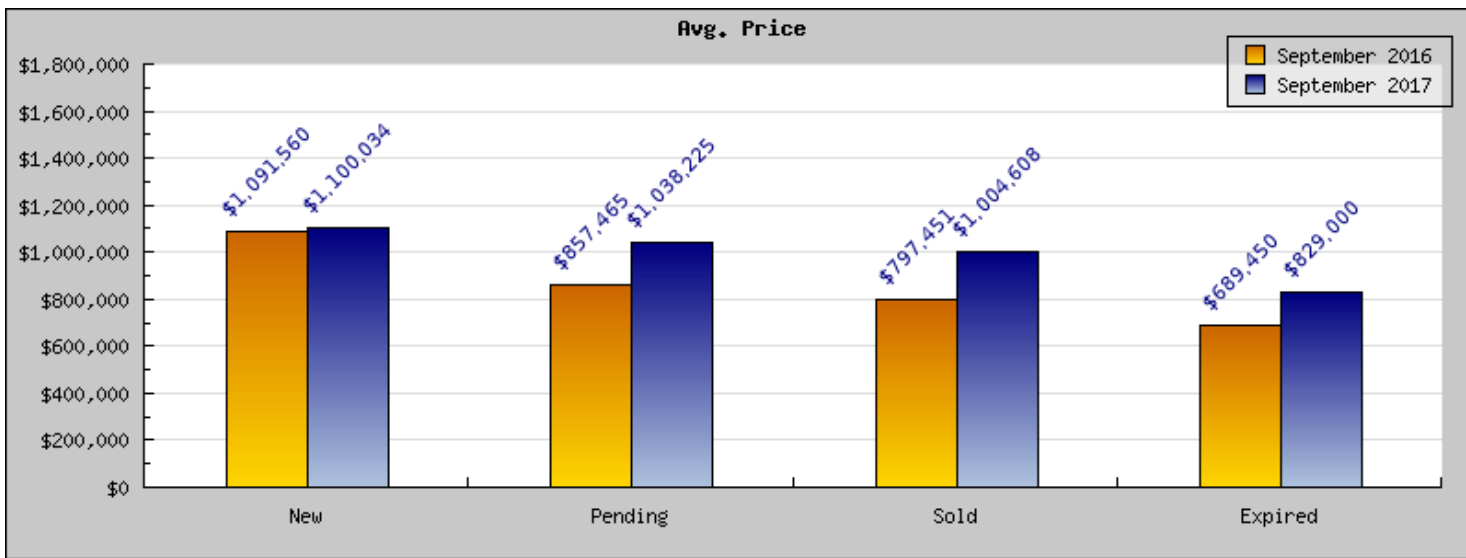
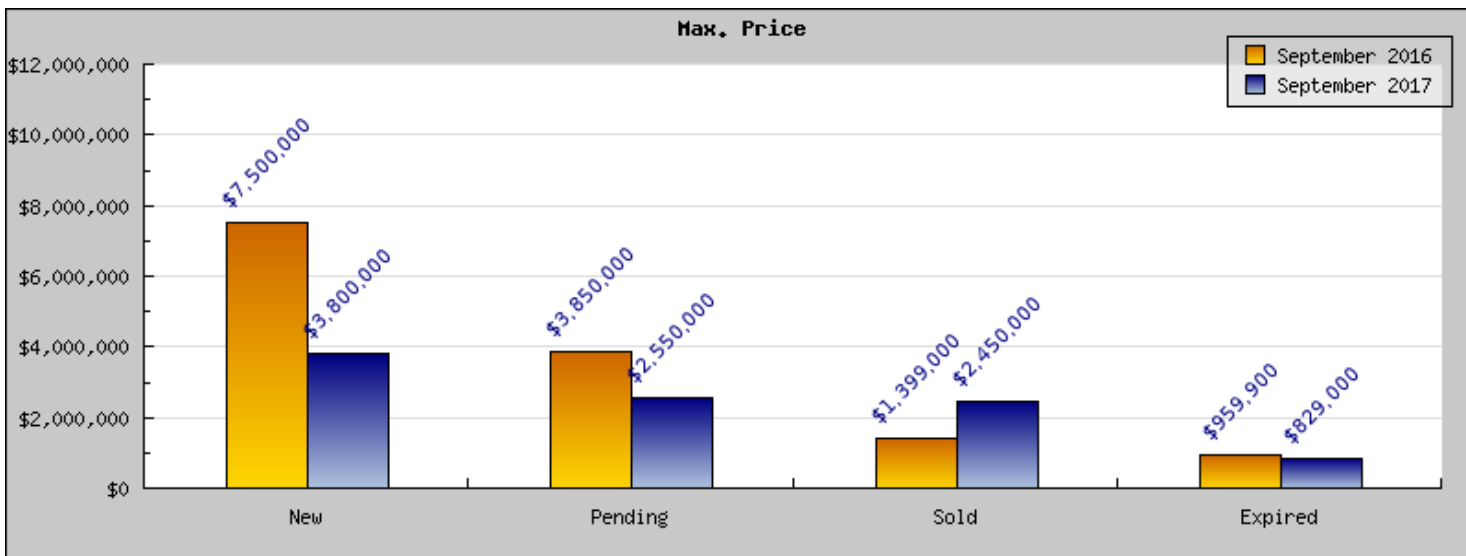
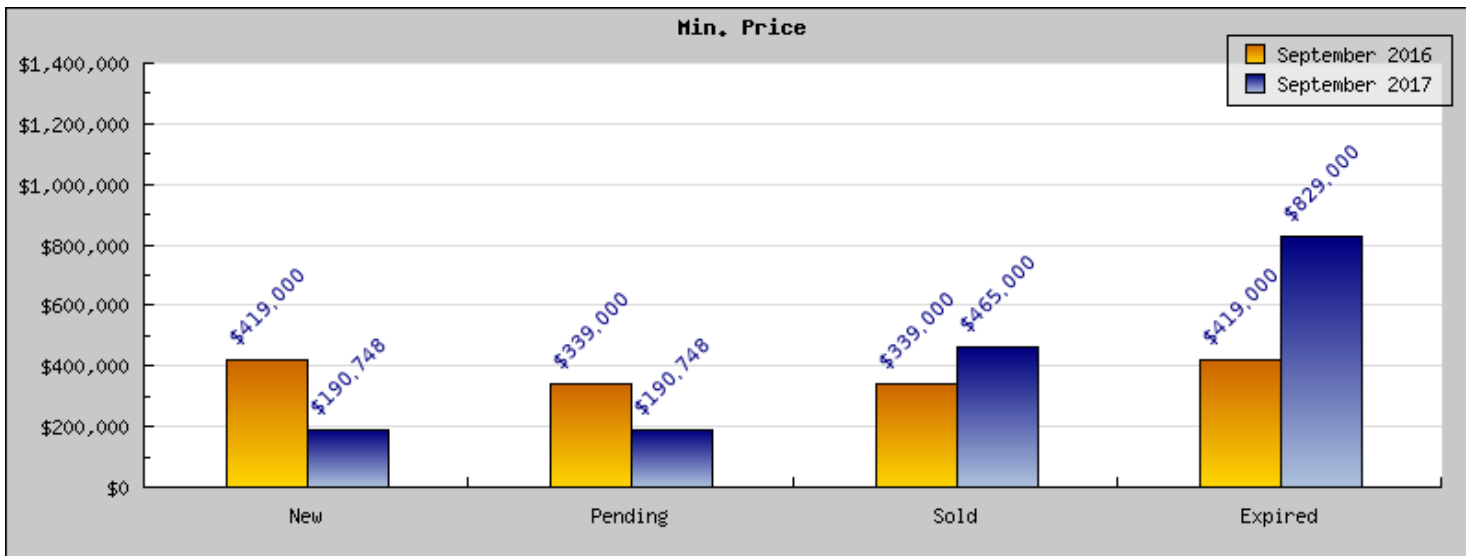
| Status | Data | Total |
|--|--------------------|-------------|
| Listings Added | Number of Listings | 68 |
| | Low Price | \$419,000 |
| | High Price | \$7,500,000 |
| | Average Price | \$1,091,560 |
| | Median Price | \$1,009,498 |
| Listings that went Pending | Number of Listings | 49 |
| | Low Price | \$339,000 |
| | High Price | \$3,850,000 |
| | Average Price | \$857,465 |
| | Median Price | \$791,900 |
| | Average DOM | 19 |
| Listings that Closed | Number of Listings | 43 |
| | Low Price | \$339,000 |
| | High Price | \$1,399,000 |
| | Average Price | \$797,451 |
| | Median Price | \$824,000 |
| | Average DOM | 22 |
| Listings that Expired | Number of Listings | 2 |
| | Low Price | \$419,000 |
| | High Price | \$959,900 |
| | Average Price | \$689,450 |
| | Median Price | \$689,450 |
| | Average DOM | 71 |
| Average Active Listing Count | | 46 |
| Total Number of Listings (ADD, PND, CLSD, EXP) | | 162 |
| Lowest Price | | \$339,000 |
| Highest Price | | \$7,500,000 |
| Average Price | | \$858,981 |
| Average DOM (PND, CLSD, EXP) | | 37 |

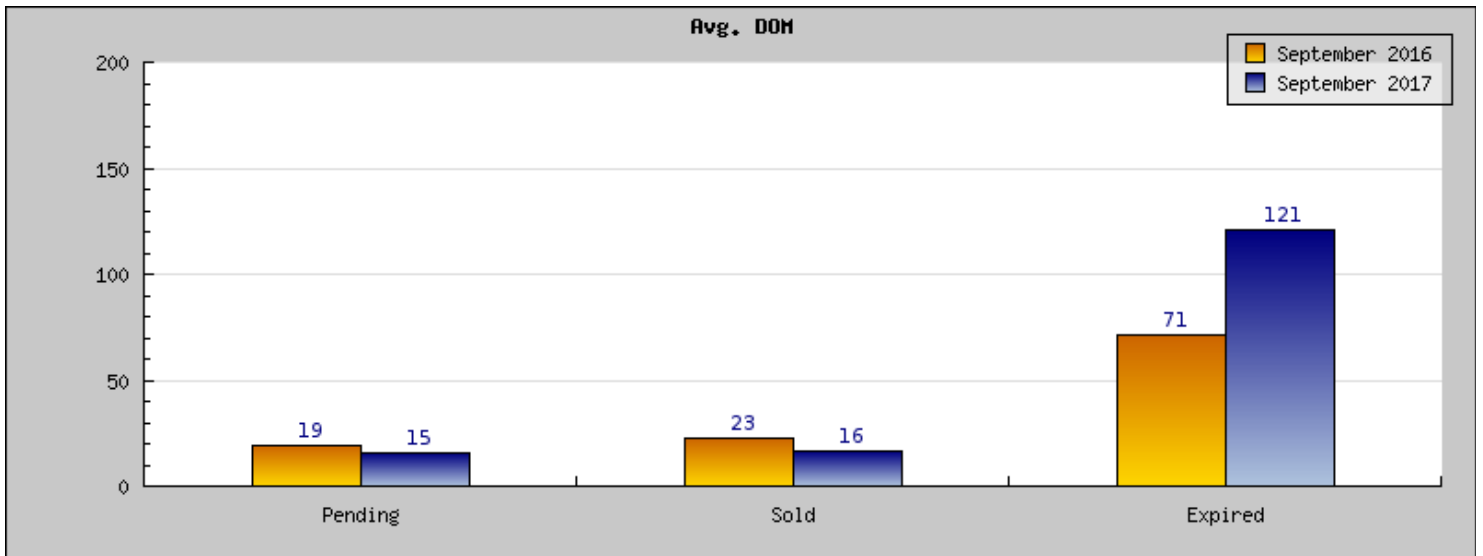
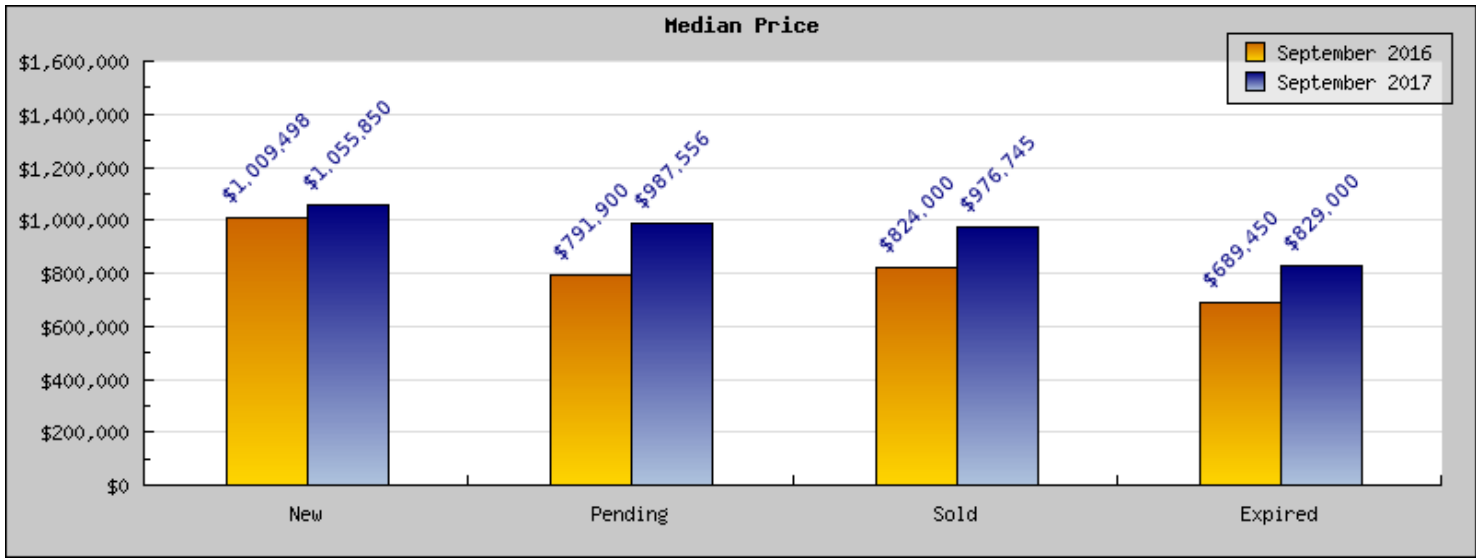
September 2017

Areas: Berkeley

| Status | Data | Total |
|--|--------------------|-------------|
| Listings Added | Number of Listings | 104 |
| | Low Price | \$190,748 |
| | High Price | \$3,800,000 |
| | Average Price | \$1,100,034 |
| | Median Price | \$1,055,850 |
| Listings that went Pending | Number of Listings | 63 |
| | Low Price | \$190,748 |
| | High Price | \$2,550,000 |
| | Average Price | \$1,038,225 |
| | Median Price | \$987,556 |
| | Average DOM | 15 |
| Listings that Closed | Number of Listings | 51 |
| | Low Price | \$465,000 |
| | High Price | \$2,450,000 |
| | Average Price | \$1,004,608 |
| | Median Price | \$976,745 |
| | Average DOM | 16 |
| Listings that Expired | Number of Listings | 1 |
| | Low Price | \$829,000 |
| | High Price | \$829,000 |
| | Average Price | \$829,000 |
| | Median Price | \$829,000 |
| | Average DOM | 121 |
| Average Active Listing Count | | 57 |
| Total Number of Listings (ADD, PND, CLSD, EXP) | | 219 |
| Lowest Price | | \$190,748 |
| Highest Price | | \$3,800,000 |
| Average Price | | \$992,967 |
| Average DOM (PND, CLSD, EXP) | | 50 |







September 2016

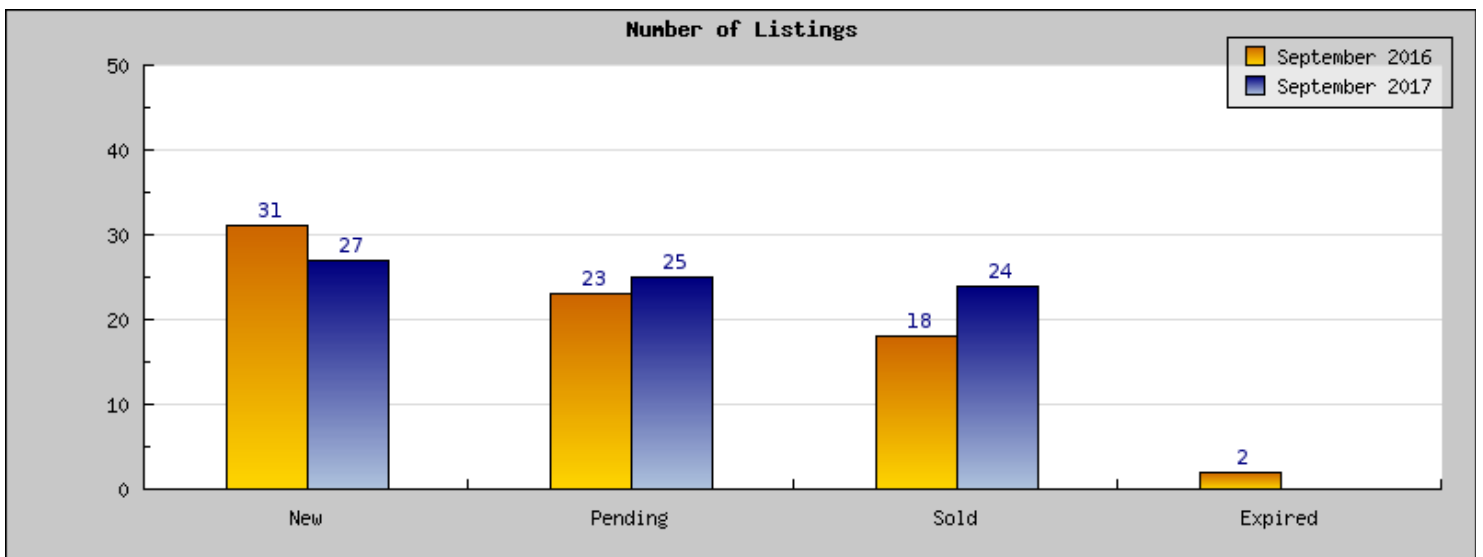
Areas: El Cerrito

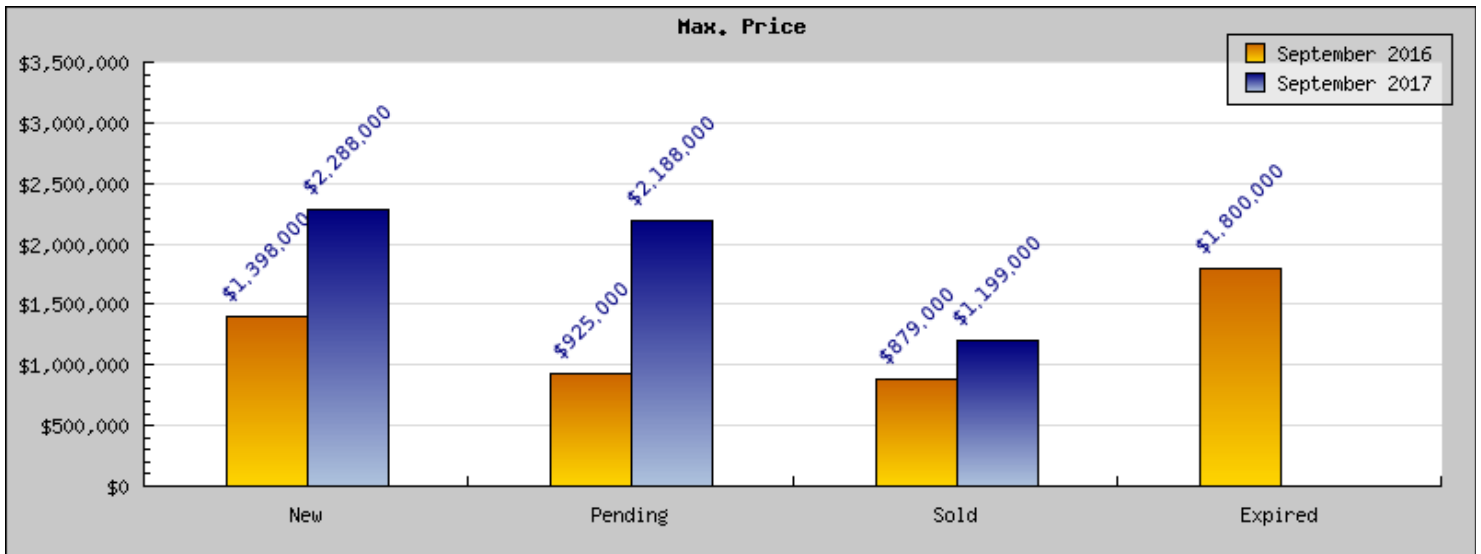
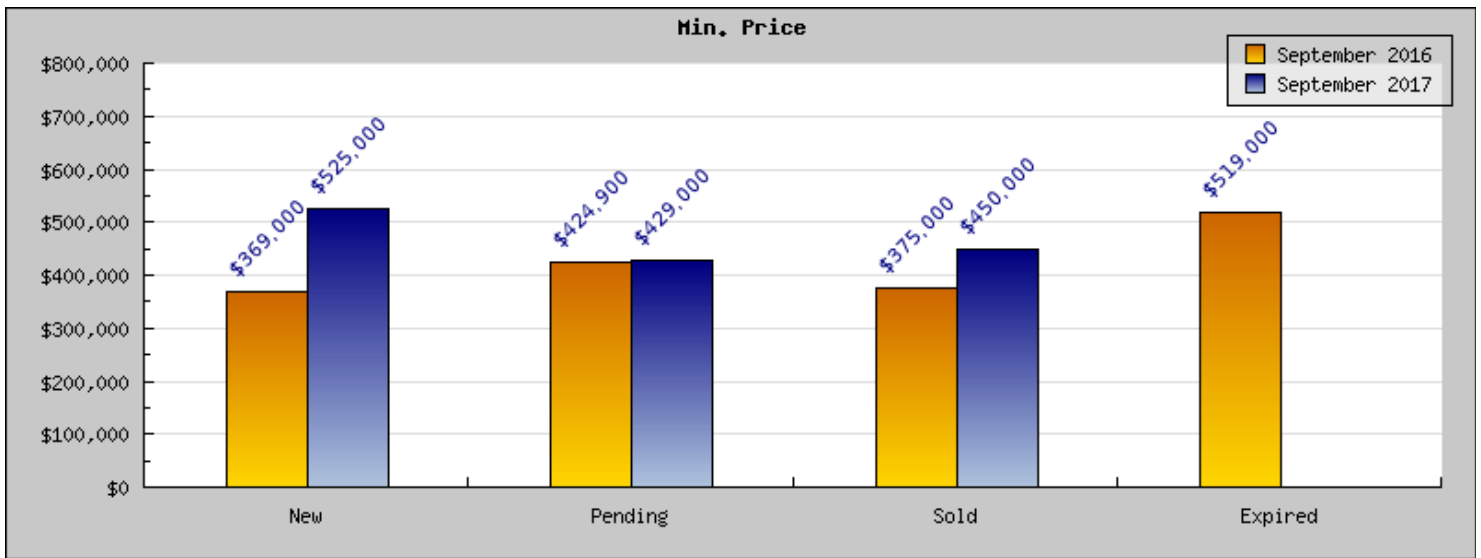
| Status | Data | Total |
|--|--------------------|-------------|
| Listings Added | Number of Listings | 31 |
| | Low Price | \$369,000 |
| | High Price | \$1,398,000 |
| | Average Price | \$755,994 |
| | Median Price | \$699,000 |
| Listings that went Pending | Number of Listings | 23 |
| | Low Price | \$424,900 |
| | High Price | \$925,000 |
| | Average Price | \$703,060 |
| | Median Price | \$675,000 |
| | Average DOM | 17 |
| Listings that Closed | Number of Listings | 18 |
| | Low Price | \$375,000 |
| | High Price | \$879,000 |
| | Average Price | \$662,299 |
| | Median Price | \$649,444 |
| | Average DOM | 22 |
| Listings that Expired | Number of Listings | 2 |
| | Low Price | \$519,000 |
| | High Price | \$1,800,000 |
| | Average Price | \$1,159,500 |
| | Median Price | \$1,159,500 |
| | Average DOM | 82 |
| Average Active Listing Count | | 22 |
| Total Number of Listings (ADD, PND, CLSD, EXP) | | 74 |
| Lowest Price | | \$369,000 |
| Highest Price | | \$1,800,000 |
| Average Price | | \$820,213 |
| Average DOM (PND, CLSD, EXP) | | 40 |

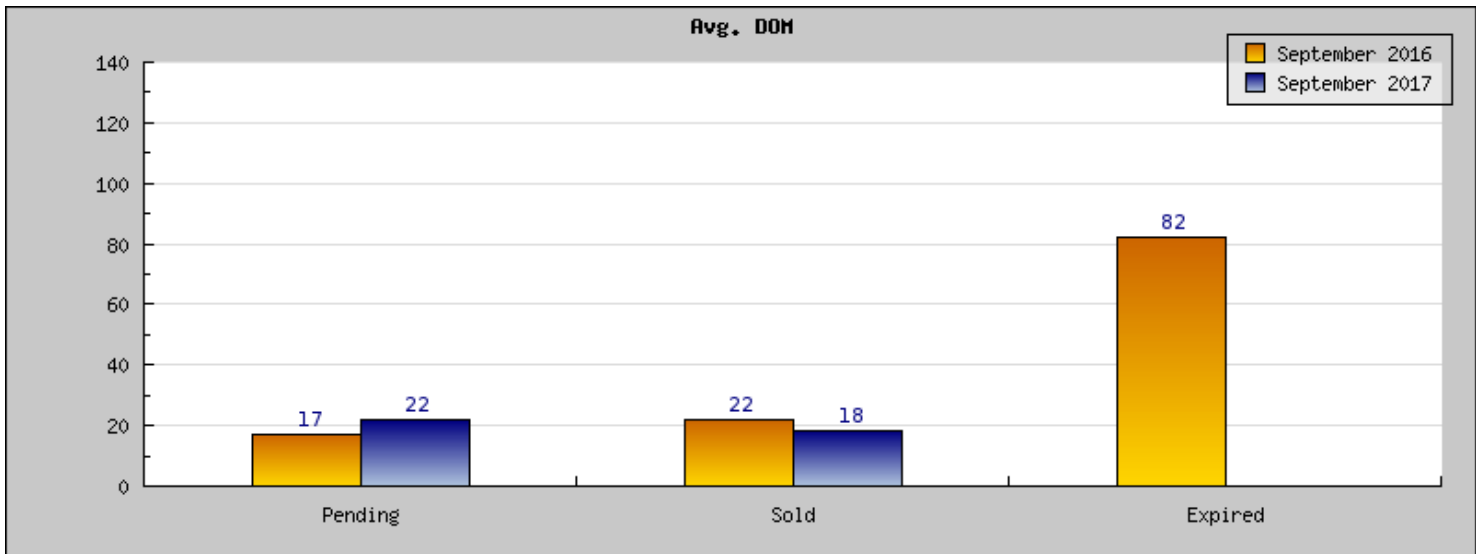
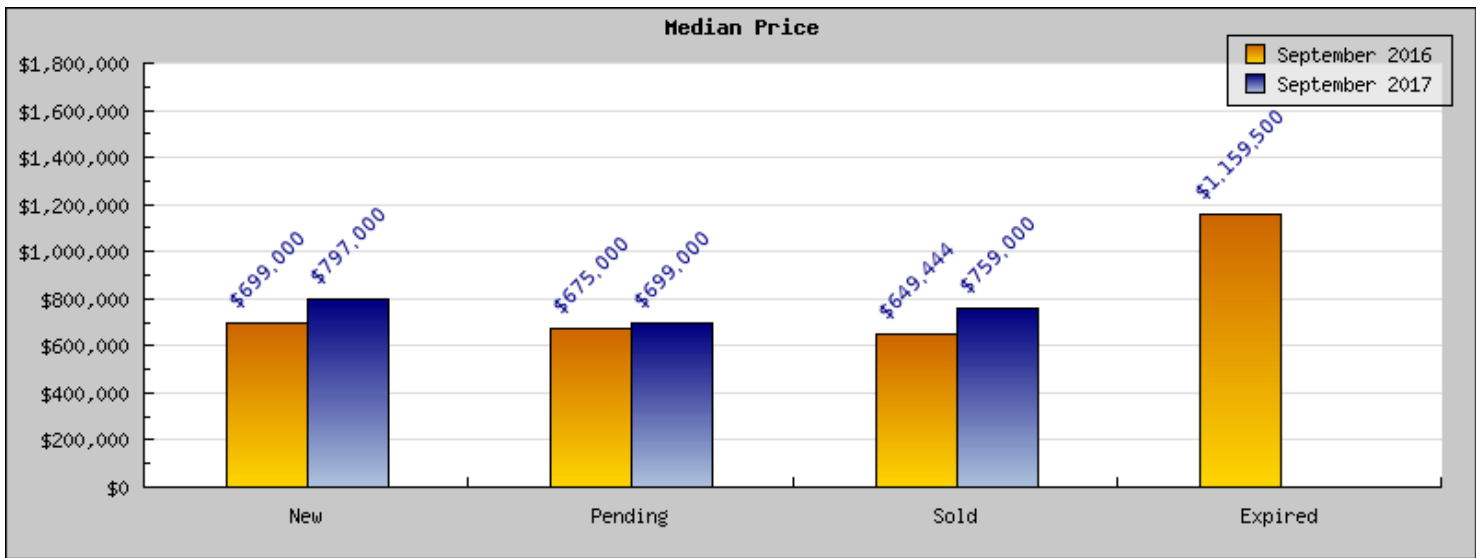
September 2017

Areas: El Cerrito

| Status | Data | Total |
|--|--------------------|-------------|
| Listings Added | Number of Listings | 27 |
| | Low Price | \$525,000 |
| | High Price | \$2,288,000 |
| | Average Price | \$865,514 |
| | Median Price | \$797,000 |
| Listings that went Pending | Number of Listings | 25 |
| | Low Price | \$429,000 |
| | High Price | \$2,188,000 |
| | Average Price | \$805,353 |
| | Median Price | \$699,000 |
| | Average DOM | 22 |
| Listings that Closed | Number of Listings | 24 |
| | Low Price | \$450,000 |
| | High Price | \$1,199,000 |
| | Average Price | \$787,784 |
| | Median Price | \$759,000 |
| | Average DOM | 18 |
| Listings that Expired | Number of Listings | 0 |
| | Low Price | \$0 |
| | High Price | \$0 |
| | Average Price | \$0 |
| | Median Price | \$0 |
| | Average DOM | 0 |
| Average Active Listing Count | | 23 |
| Total Number of Listings (ADD, PND, CLSD, EXP) | | 76 |
| Lowest Price | | \$0 |
| Highest Price | | \$2,288,000 |
| Average Price | | \$614,663 |
| Average DOM (PND, CLSD, EXP) | | 13 |







September 2016

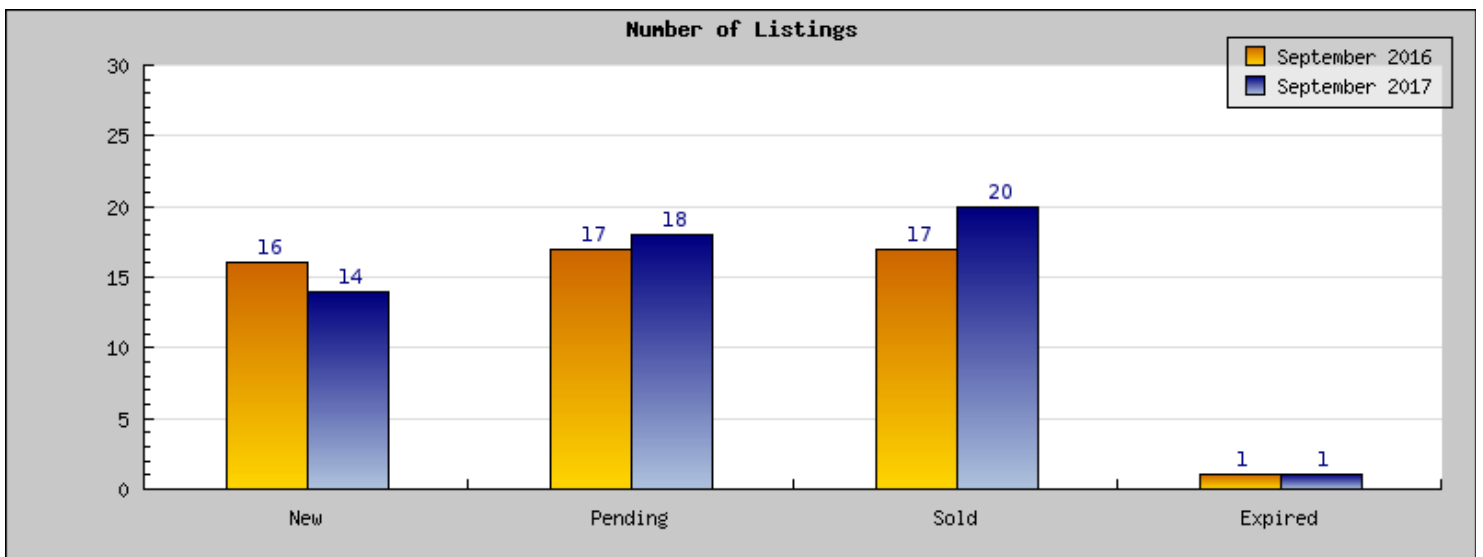
Areas: Emeryville

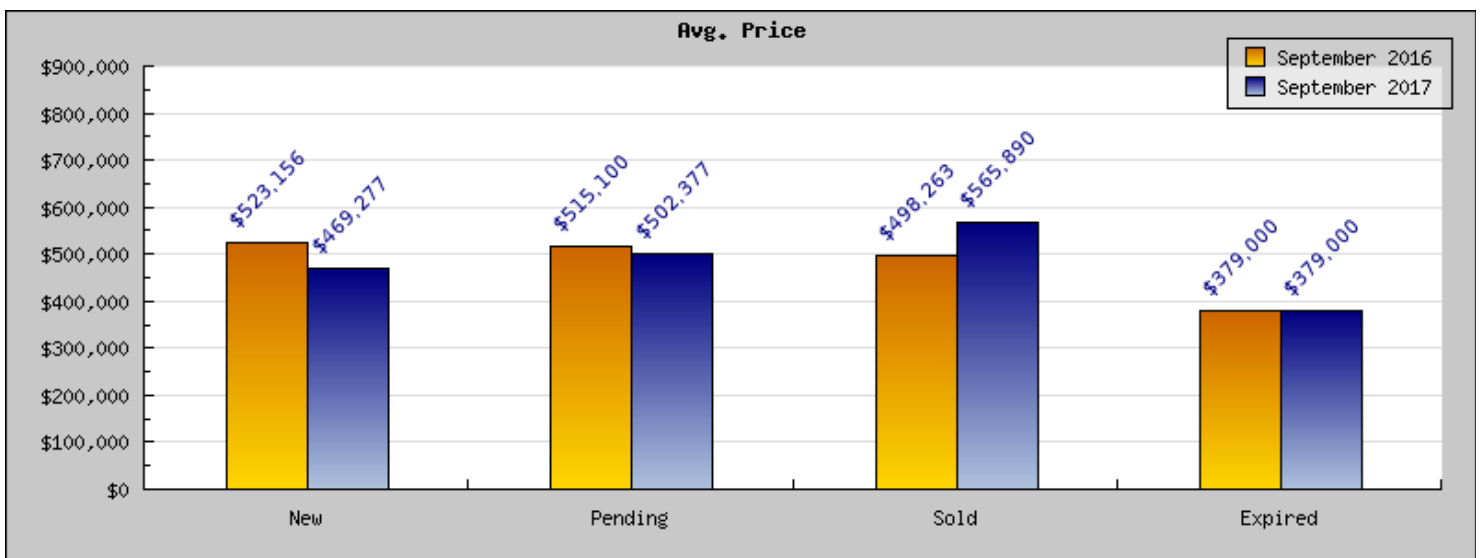
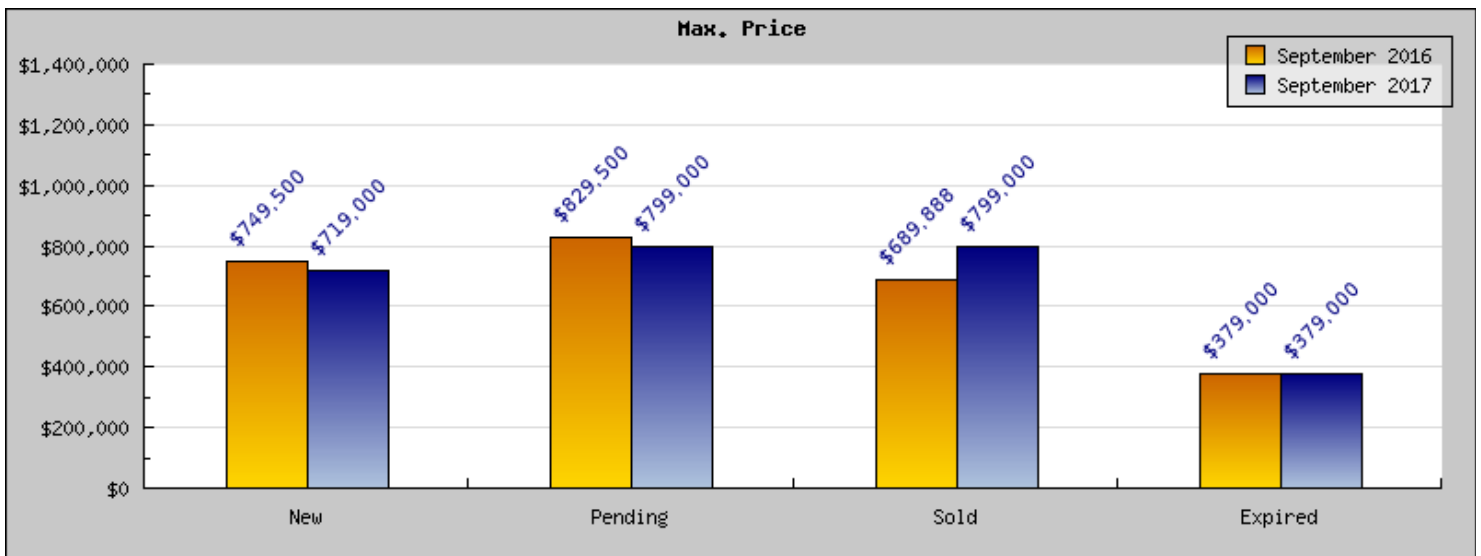
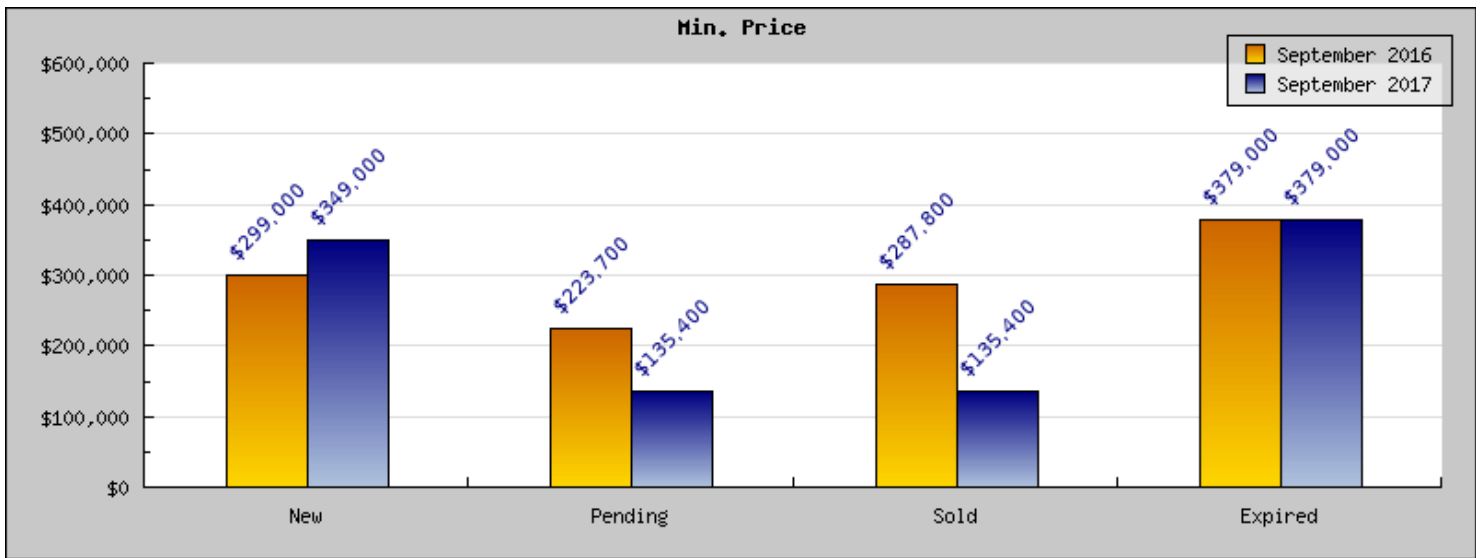
| Status | Data | Total |
|--|--------------------|-----------|
| Listings Added | Number of Listings | 16 |
| | Low Price | \$299,000 |
| | High Price | \$749,500 |
| | Average Price | \$523,156 |
| | Median Price | \$490,000 |
| Listings that went Pending | Number of Listings | 17 |
| | Low Price | \$223,700 |
| | High Price | \$829,500 |
| | Average Price | \$515,100 |
| | Median Price | \$498,000 |
| | Average DOM | 29 |
| Listings that Closed | Number of Listings | 17 |
| | Low Price | \$287,800 |
| | High Price | \$689,888 |
| | Average Price | \$498,263 |
| | Median Price | \$499,000 |
| | Average DOM | 35 |
| Listings that Expired | Number of Listings | 1 |
| | Low Price | \$379,000 |
| | High Price | \$379,000 |
| | Average Price | \$379,000 |
| | Median Price | \$379,000 |
| | Average DOM | 26 |
| Average Active Listing Count | | 14 |
| Total Number of Listings (ADD, PND, CLSD, EXP) | | 51 |
| Lowest Price | | \$223,700 |
| Highest Price | | \$829,500 |
| Average Price | | \$478,880 |
| Average DOM (PND, CLSD, EXP) | | 30 |

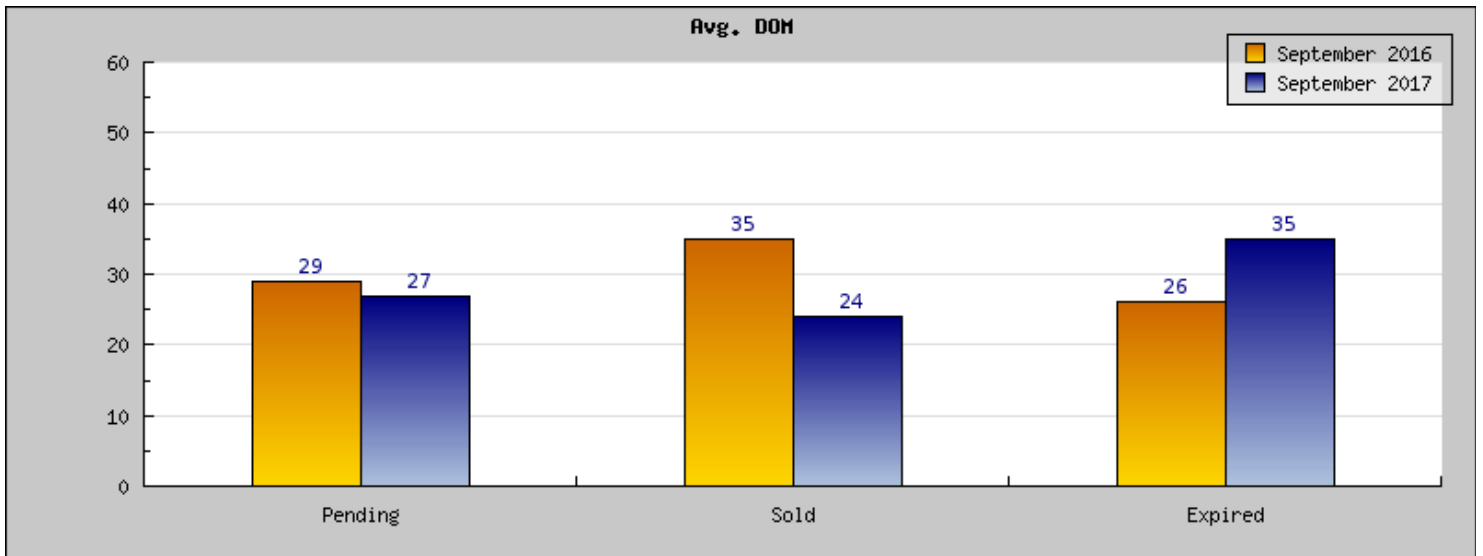
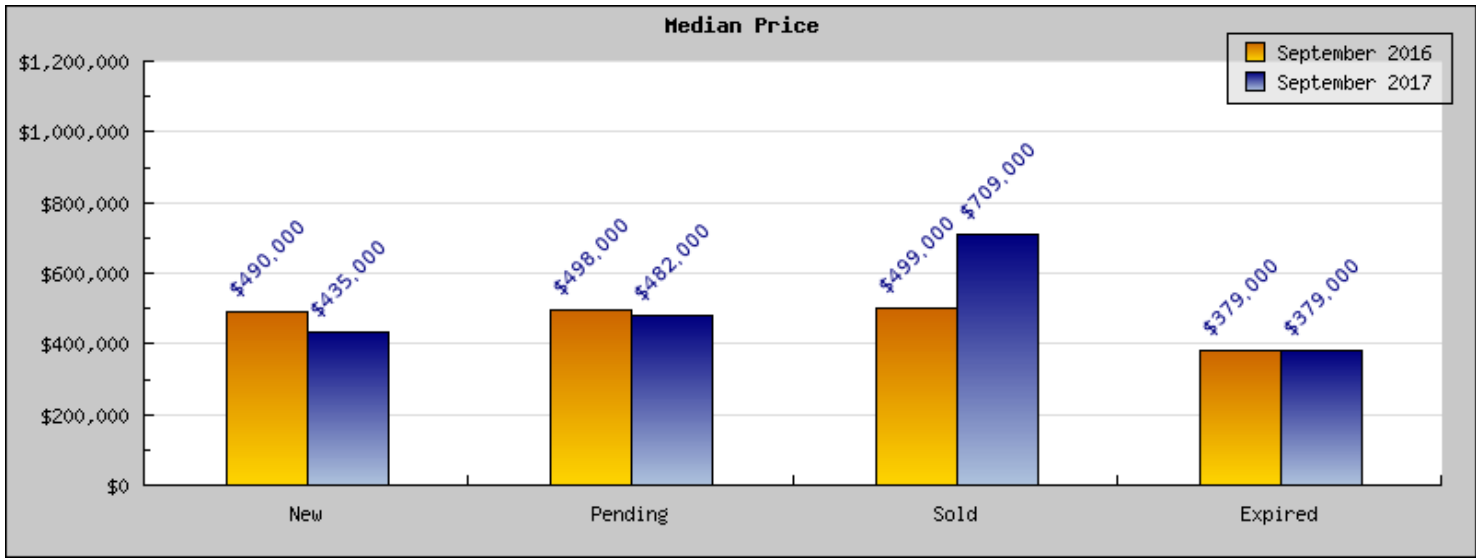
September 2017

Areas: Emeryville

| Status | Data | Total |
|--|--------------------|-----------|
| Listings Added | Number of Listings | 14 |
| | Low Price | \$349,000 |
| | High Price | \$719,000 |
| | Average Price | \$469,277 |
| | Median Price | \$435,000 |
| Listings that went Pending | Number of Listings | 18 |
| | Low Price | \$135,400 |
| | High Price | \$799,000 |
| | Average Price | \$502,377 |
| | Median Price | \$482,000 |
| | Average DOM | 27 |
| Listings that Closed | Number of Listings | 20 |
| | Low Price | \$135,400 |
| | High Price | \$799,000 |
| | Average Price | \$565,890 |
| | Median Price | \$709,000 |
| | Average DOM | 24 |
| Listings that Expired | Number of Listings | 1 |
| | Low Price | \$379,000 |
| | High Price | \$379,000 |
| | Average Price | \$379,000 |
| | Median Price | \$379,000 |
| | Average DOM | 35 |
| Average Active Listing Count | | 21 |
| Total Number of Listings (ADD, PND, CLSD, EXP) | | 53 |
| Lowest Price | | \$135,400 |
| Highest Price | | \$799,000 |
| Average Price | | \$479,136 |
| Average DOM (PND, CLSD, EXP) | | 28 |







September 2016

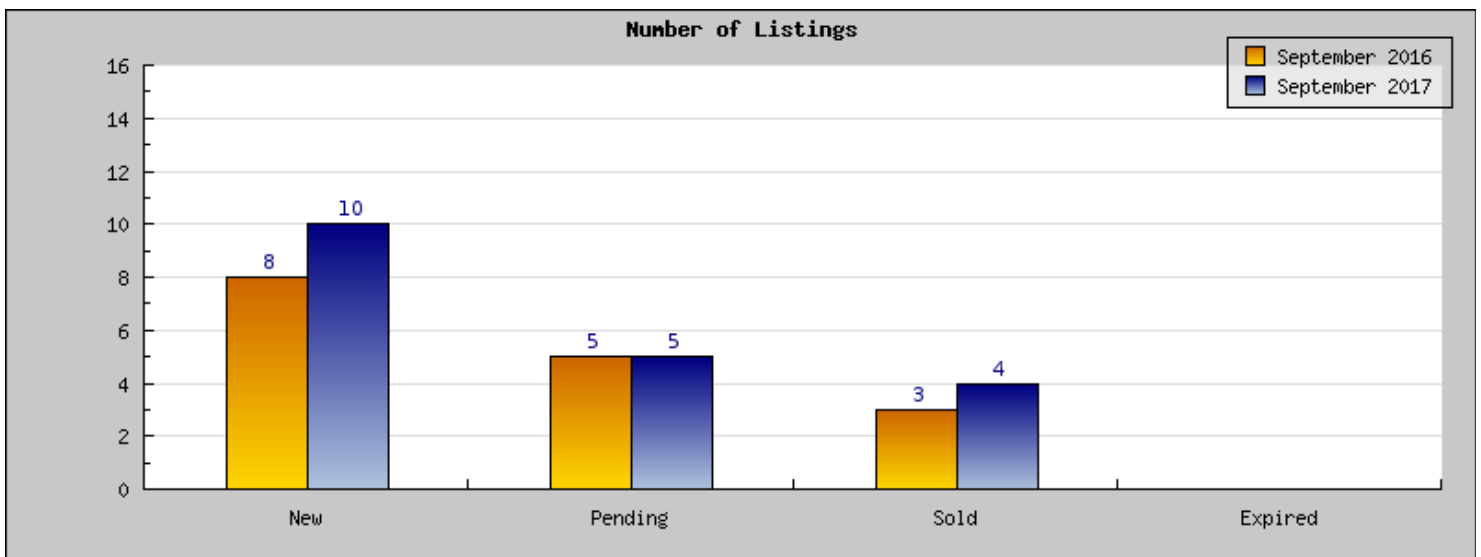
Areas: Kensington

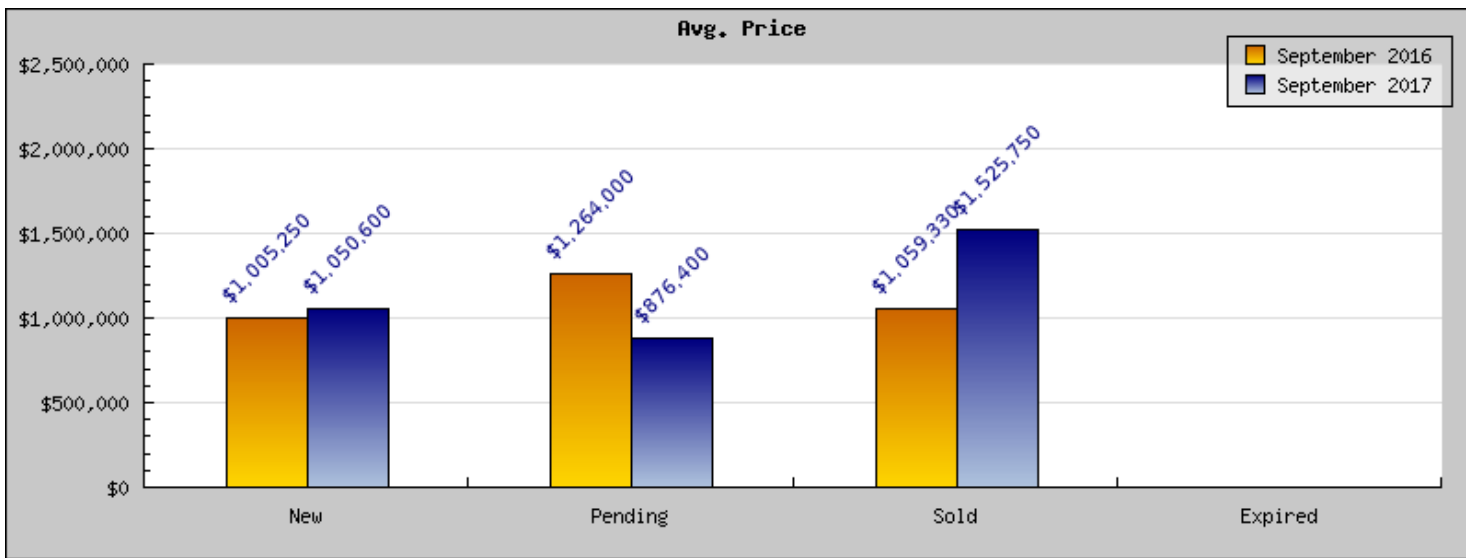
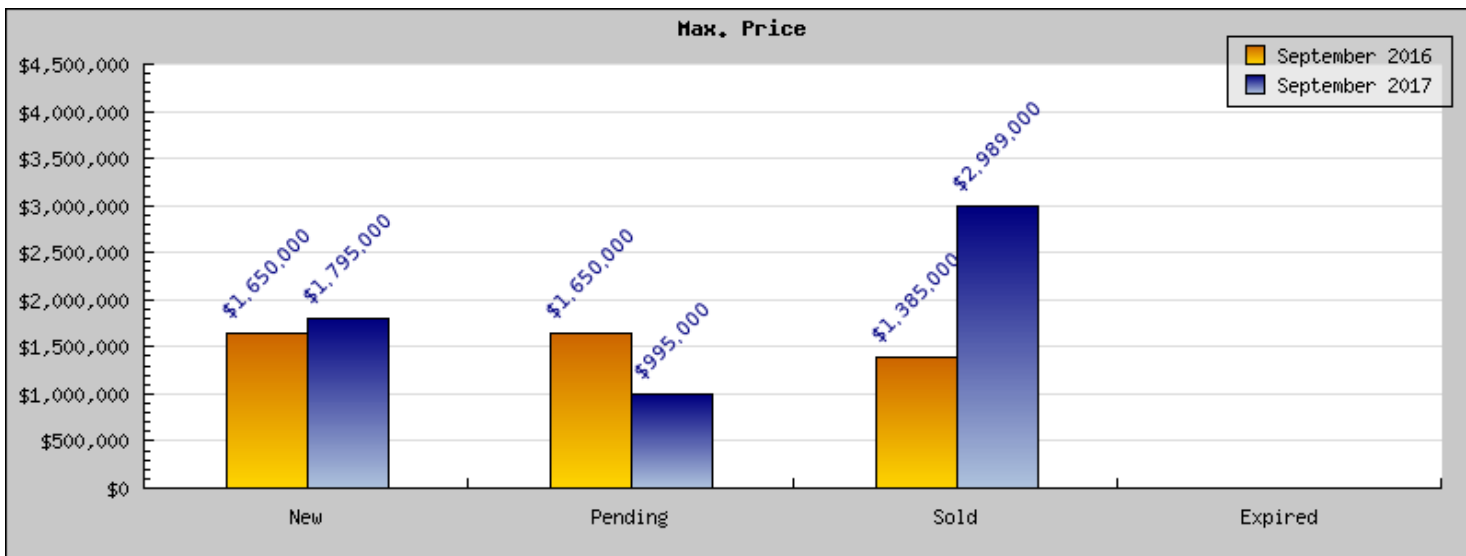
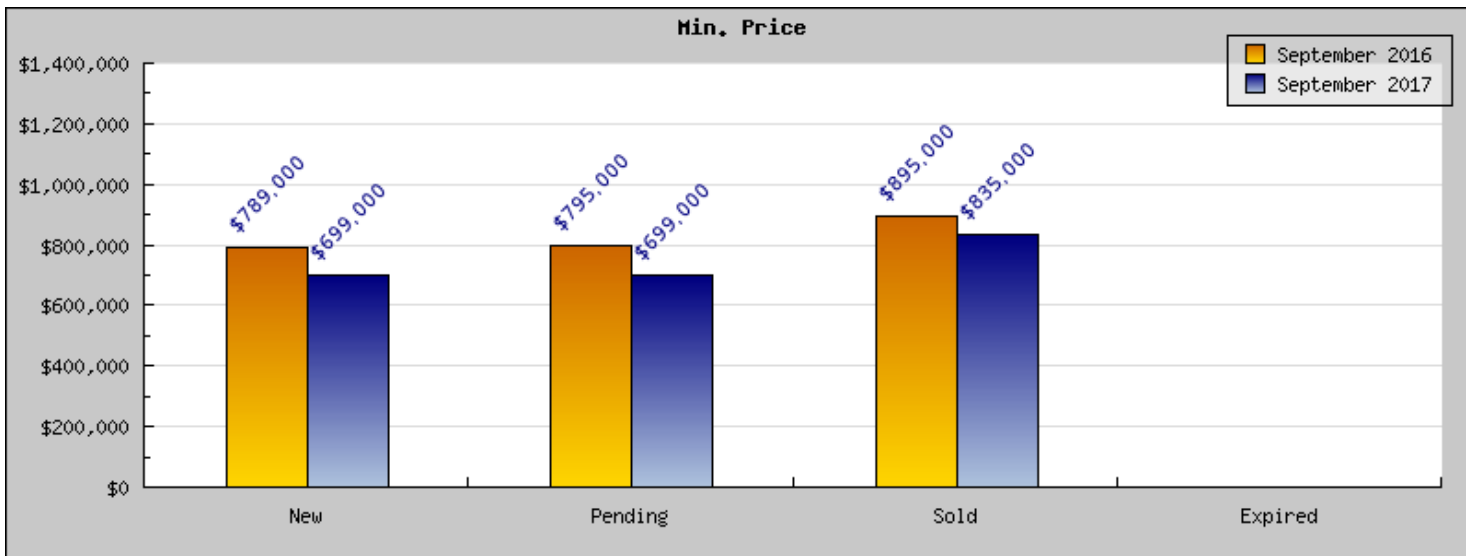
| Status | Data | Total |
|--|--------------------|-------------|
| Listings Added | Number of Listings | 8 |
| | Low Price | \$789,000 |
| | High Price | \$1,650,000 |
| | Average Price | \$1,005,250 |
| | Median Price | \$862,000 |
| Listings that went Pending | Number of Listings | 5 |
| | Low Price | \$795,000 |
| | High Price | \$1,650,000 |
| | Average Price | \$1,264,000 |
| | Median Price | \$1,385,000 |
| | Average DOM | 20 |
| Listings that Closed | Number of Listings | 3 |
| | Low Price | \$895,000 |
| | High Price | \$1,385,000 |
| | Average Price | \$1,059,330 |
| | Median Price | \$898,000 |
| | Average DOM | 28 |
| Listings that Expired | Number of Listings | |
| | Low Price | \$0 |
| | High Price | \$0 |
| | Average Price | \$0 |
| | Median Price | \$0 |
| | Average DOM | 0 |
| Average Active Listing Count | | 4 |
| Total Number of Listings (ADD, PND, CLSD, EXP) | | 16 |
| Lowest Price | | \$0 |
| Highest Price | | \$1,650,000 |
| Average Price | | \$832,145 |
| Average DOM (PND, CLSD, EXP) | | 16 |

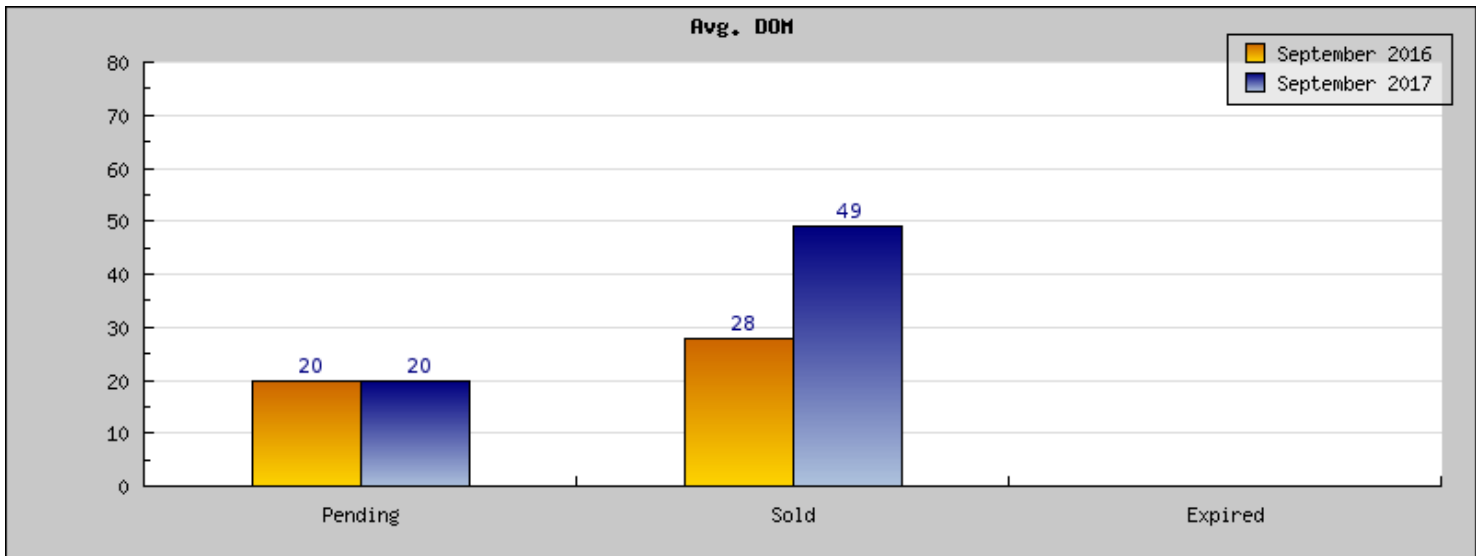
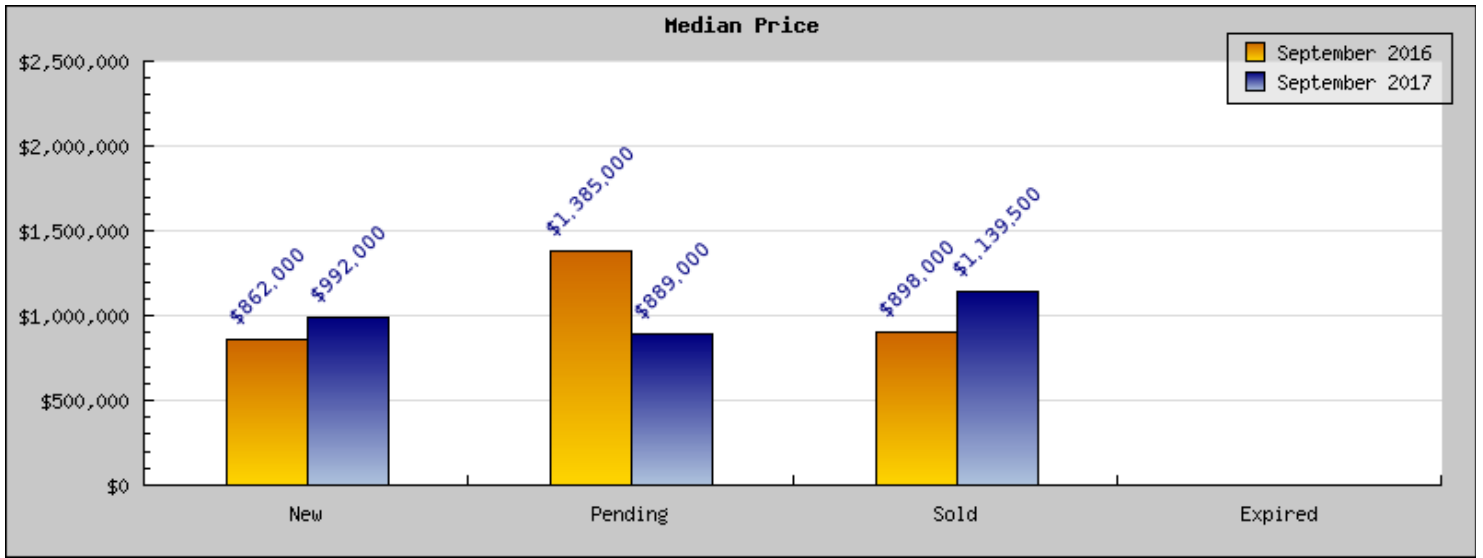
September 2017

Areas: Kensington

| Status | Data | Total |
|--|--------------------|-------------|
| Listings Added | Number of Listings | 10 |
| | Low Price | \$699,000 |
| | High Price | \$1,795,000 |
| | Average Price | \$1,050,600 |
| | Median Price | \$992,000 |
| Listings that went Pending | Number of Listings | 5 |
| | Low Price | \$699,000 |
| | High Price | \$995,000 |
| | Average Price | \$876,400 |
| | Median Price | \$889,000 |
| | Average DOM | 20 |
| Listings that Closed | Number of Listings | 4 |
| | Low Price | \$835,000 |
| | High Price | \$2,989,000 |
| | Average Price | \$1,525,750 |
| | Median Price | \$1,139,500 |
| | Average DOM | 49 |
| Listings that Expired | Number of Listings | |
| | Low Price | \$0 |
| | High Price | \$0 |
| | Average Price | \$0 |
| | Median Price | \$0 |
| | Average DOM | 0 |
| Average Active Listing Count | | 6 |
| Total Number of Listings (ADD, PND, CLSD, EXP) | | 19 |
| Lowest Price | | \$0 |
| Highest Price | | \$2,989,000 |
| Average Price | | \$863,188 |
| Average DOM (PND, CLSD, EXP) | | 23 |







September 2016

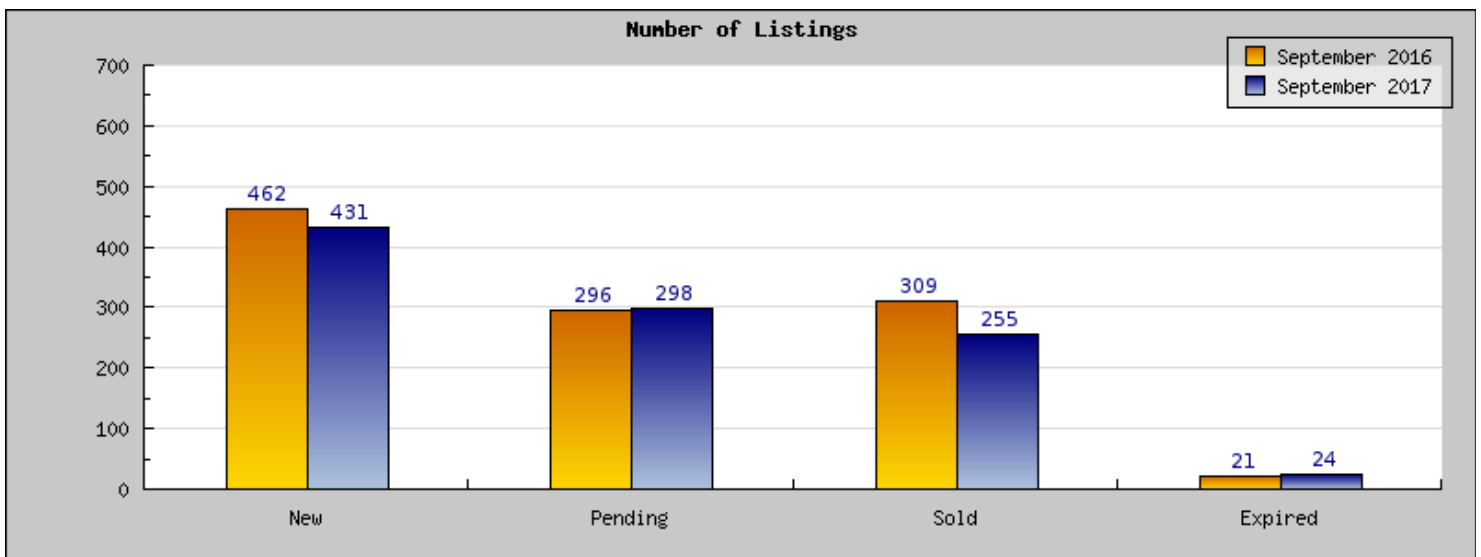
Areas: Oakland

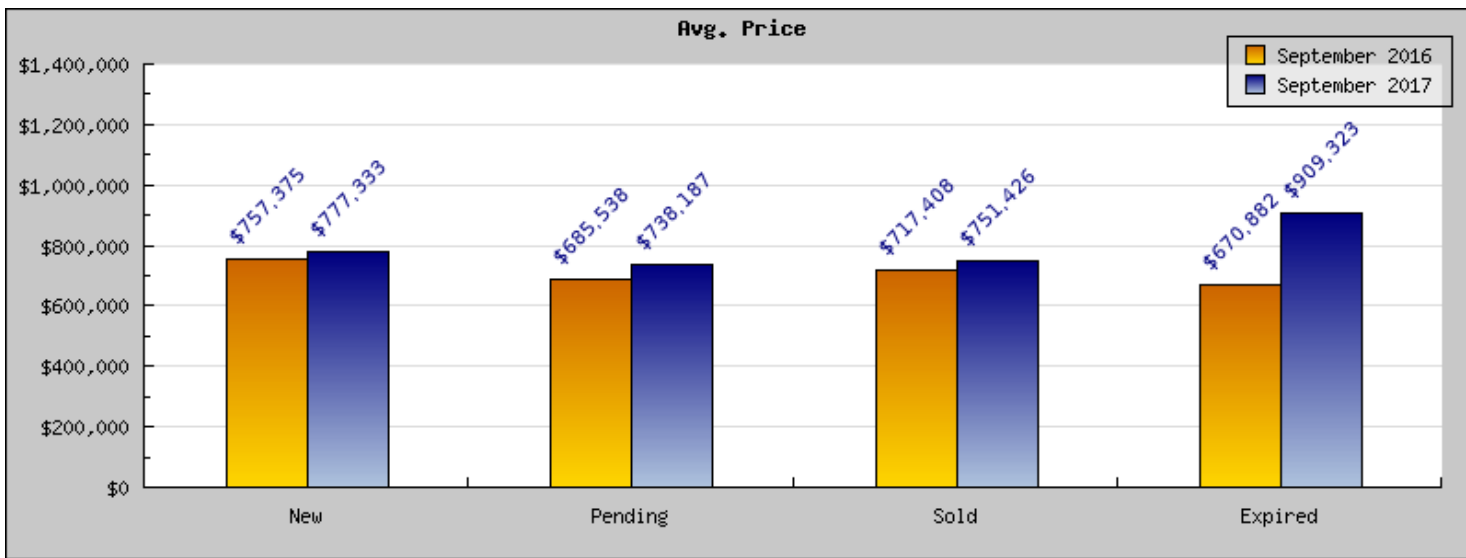
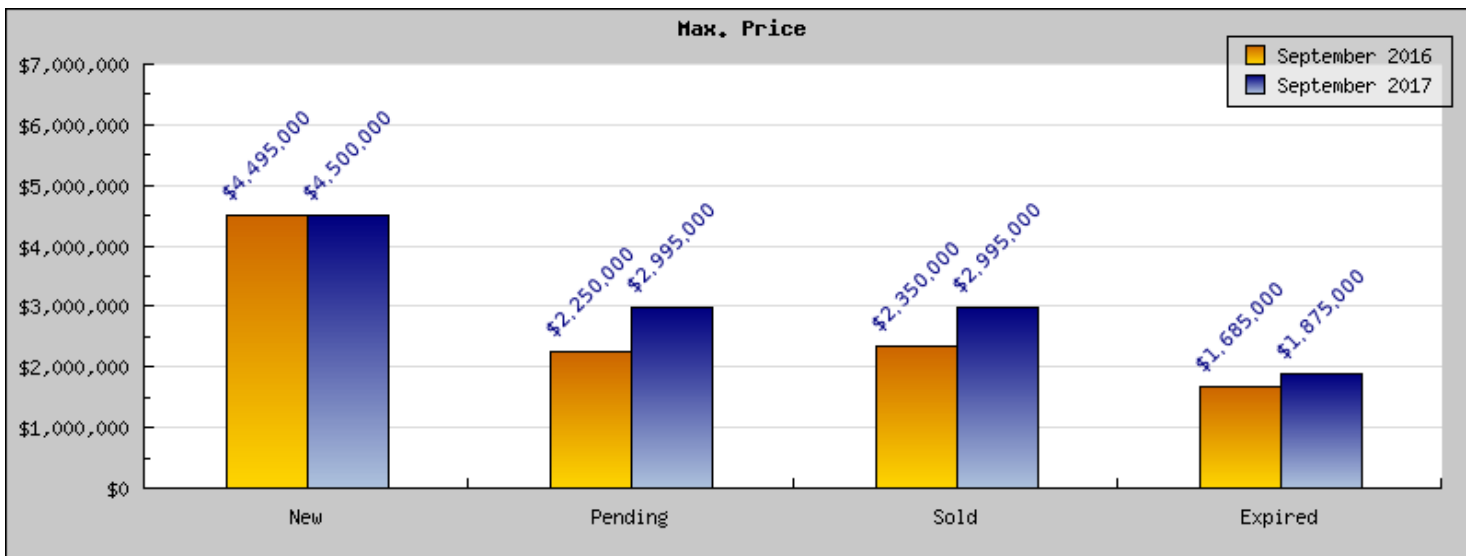
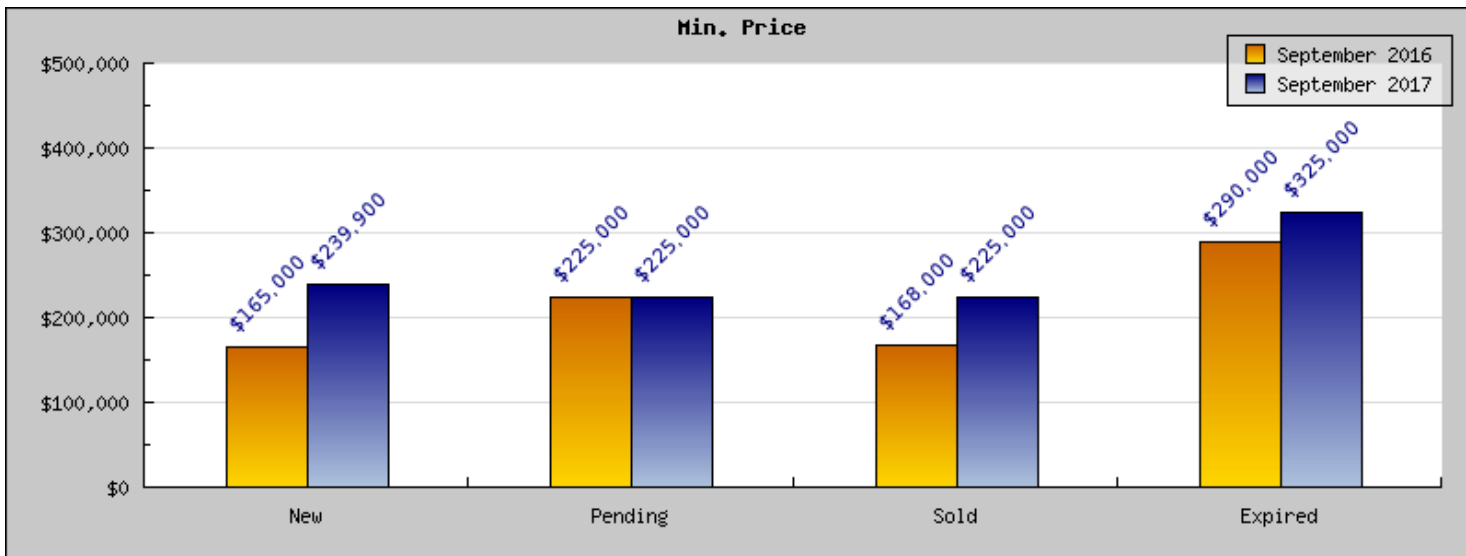
| Status | Data | Total |
|--|--------------------|-------------|
| Listings Added | Number of Listings | 462 |
| | Low Price | \$165,000 |
| | High Price | \$4,495,000 |
| | Average Price | \$757,375 |
| | Median Price | \$710,917 |
| Listings that went Pending | Number of Listings | 296 |
| | Low Price | \$225,000 |
| | High Price | \$2,250,000 |
| | Average Price | \$685,538 |
| | Median Price | \$666,683 |
| | Average DOM | 22 |
| Listings that Closed | Number of Listings | 309 |
| | Low Price | \$168,000 |
| | High Price | \$2,350,000 |
| | Average Price | \$717,408 |
| | Median Price | \$707,230 |
| | Average DOM | 26 |
| Listings that Expired | Number of Listings | 21 |
| | Low Price | \$290,000 |
| | High Price | \$1,685,000 |
| | Average Price | \$670,882 |
| | Median Price | \$656,010 |
| | Average DOM | 94 |
| Average Active Listing Count | | 433 |
| Total Number of Listings (ADD, PND, CLSD, EXP) | | 1,088 |
| Lowest Price | | \$165,000 |
| Highest Price | | \$4,495,000 |
| Average Price | | \$707,800 |
| Average DOM (PND, CLSD, EXP) | | 47 |

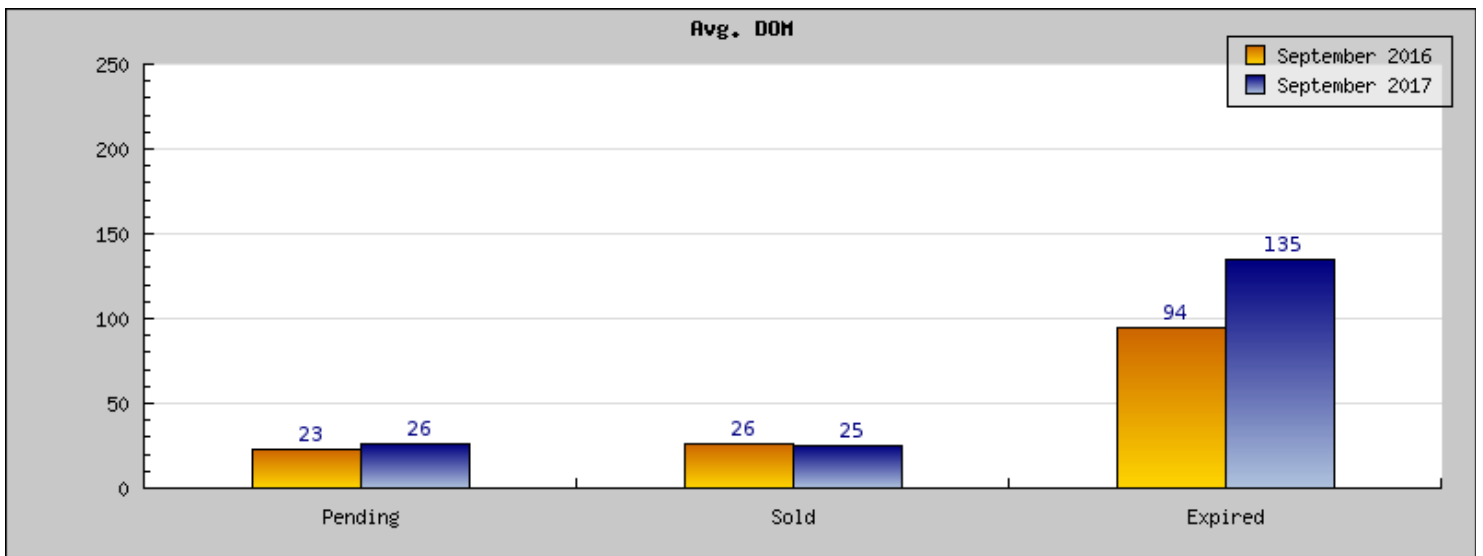
September 2017

Areas: Oakland

| Status | Data | Total |
|--|--------------------|-------------|
| Listings Added | Number of Listings | 431 |
| | Low Price | \$239,900 |
| | High Price | \$4,500,000 |
| | Average Price | \$777,333 |
| | Median Price | \$707,067 |
| Listings that went Pending | Number of Listings | 298 |
| | Low Price | \$225,000 |
| | High Price | \$2,995,000 |
| | Average Price | \$738,187 |
| | Median Price | \$710,267 |
| | Average DOM | 25 |
| Listings that Closed | Number of Listings | 255 |
| | Low Price | \$225,000 |
| | High Price | \$2,995,000 |
| | Average Price | \$751,426 |
| | Median Price | \$694,130 |
| | Average DOM | 25 |
| Listings that Expired | Number of Listings | 24 |
| | Low Price | \$325,000 |
| | High Price | \$1,875,000 |
| | Average Price | \$909,323 |
| | Median Price | \$908,376 |
| | Average DOM | 135 |
| Average Active Listing Count | | 415 |
| Total Number of Listings (ADD, PND, CLSD, EXP) | | 1,008 |
| Lowest Price | | \$225,000 |
| Highest Price | | \$4,500,000 |
| Average Price | | \$794,067 |
| Average DOM (PND, CLSD, EXP) | | 62 |







September 2016

Areas: Piedmont

| Status | Data | Total |
|--|--------------------|-------------|
| Listings Added | Number of Listings | 17 |
| | Low Price | \$995,500 |
| | High Price | \$8,385,000 |
| | Average Price | \$2,124,220 |
| | Median Price | \$1,796,333 |
| Listings that went Pending | Number of Listings | 9 |
| | Low Price | \$1,200,000 |
| | High Price | \$2,400,000 |
| | Average Price | \$1,873,723 |
| | Median Price | \$1,913,167 |
| | Average DOM | 6 |
| Listings that Closed | Number of Listings | 11 |
| | Low Price | \$899,000 |
| | High Price | \$4,250,000 |
| | Average Price | \$1,962,557 |
| | Median Price | \$1,813,000 |
| | Average DOM | 16 |
| Listings that Expired | Number of Listings | |
| | Low Price | \$0 |
| | High Price | \$0 |
| | Average Price | \$0 |
| | Median Price | \$0 |
| | Average DOM | 0 |
| Average Active Listing Count | | 9 |
| Total Number of Listings (ADD, PND, CLSD, EXP) | | 37 |
| Lowest Price | | \$0 |
| Highest Price | | \$8,385,000 |
| Average Price | | \$1,490,125 |
| Average DOM (PND, CLSD, EXP) | | 7 |

September 2017

Areas: Piedmont

| Status | Data | Total |
|--|--------------------|-------------|
| Listings Added | Number of Listings | 15 |
| | Low Price | \$995,000 |
| | High Price | \$6,850,000 |
| | Average Price | \$2,452,125 |
| | Median Price | \$1,848,750 |
| Listings that went Pending | Number of Listings | 14 |
| | Low Price | \$995,000 |
| | High Price | \$5,250,000 |
| | Average Price | \$1,703,417 |
| | Median Price | \$1,520,000 |
| | Average DOM | 14 |
| Listings that Closed | Number of Listings | 7 |
| | Low Price | \$1,529,000 |
| | High Price | \$2,995,000 |
| | Average Price | \$2,461,417 |
| | Median Price | \$2,473,250 |
| | Average DOM | 12 |
| Listings that Expired | Number of Listings | |
| | Low Price | \$0 |
| | High Price | \$0 |
| | Average Price | \$0 |
| | Median Price | \$0 |
| | Average DOM | 0 |
| Average Active Listing Count | | 11 |
| Total Number of Listings (ADD, PND, CLSD, EXP) | | 36 |
| Lowest Price | | \$0 |
| Highest Price | | \$6,850,000 |
| Average Price | | \$1,654,240 |
| Average DOM (PND, CLSD, EXP) | | 8 |

