

## October 2016

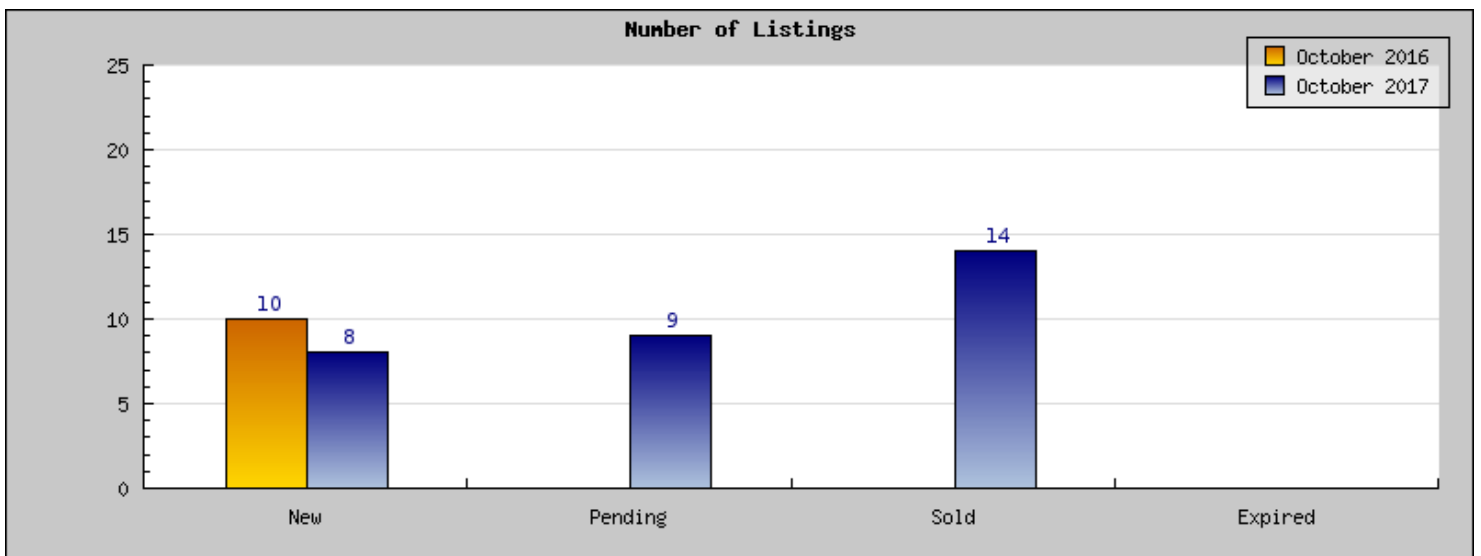
Areas: Albany

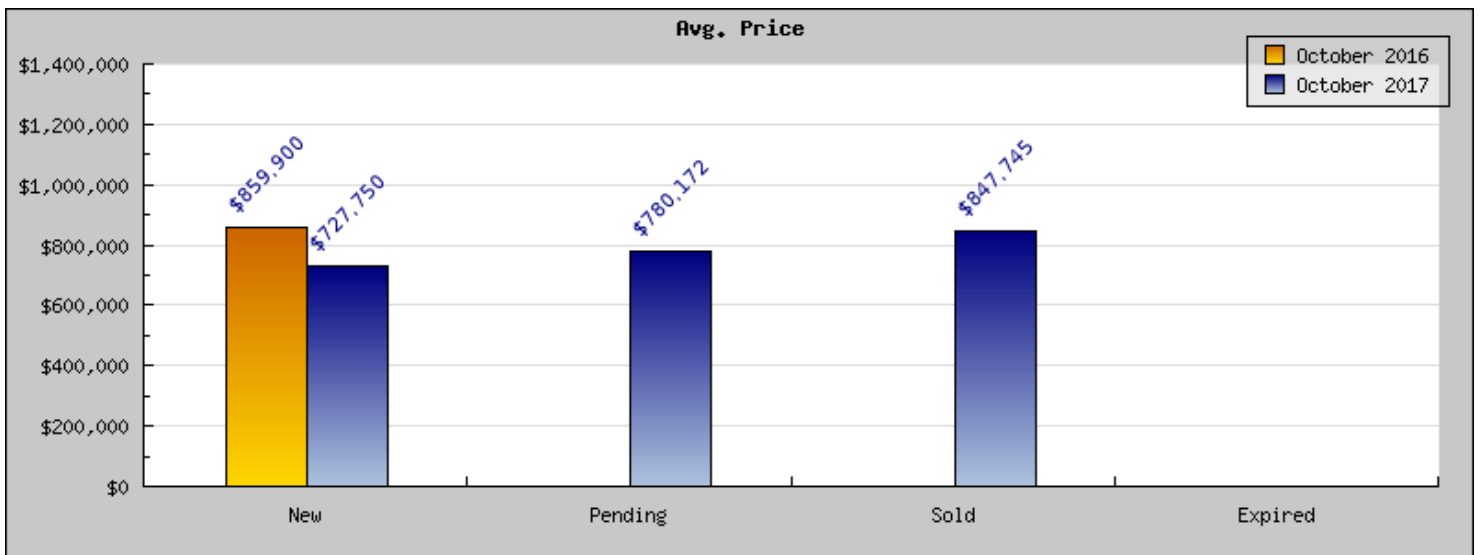
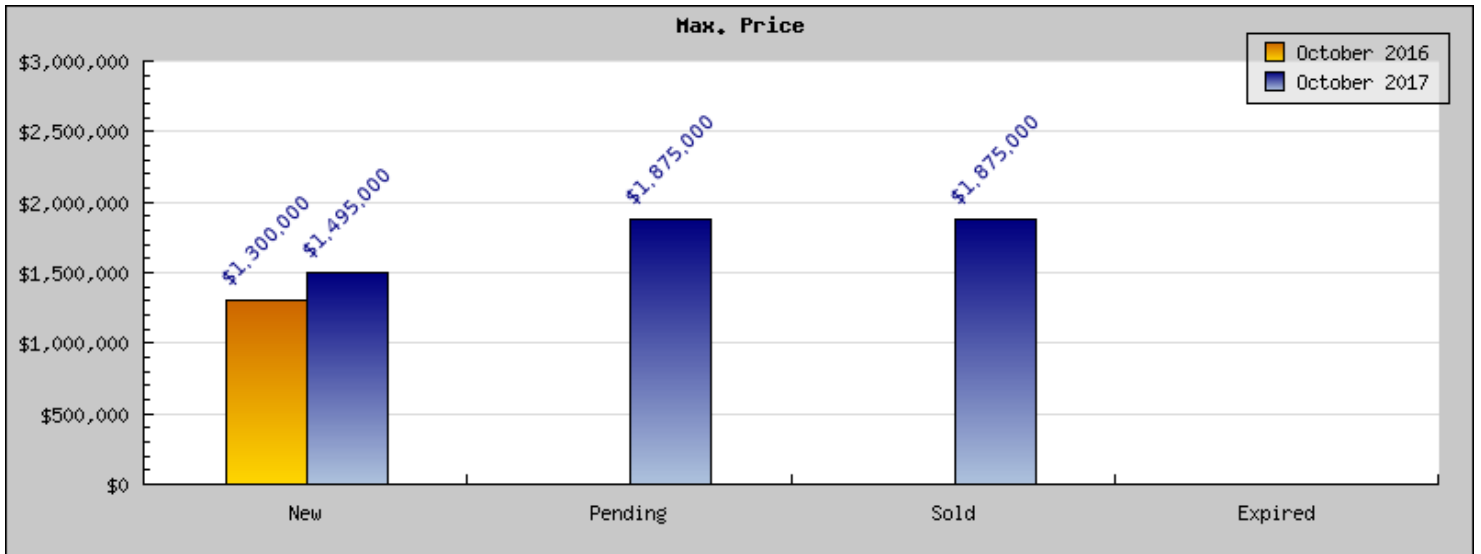
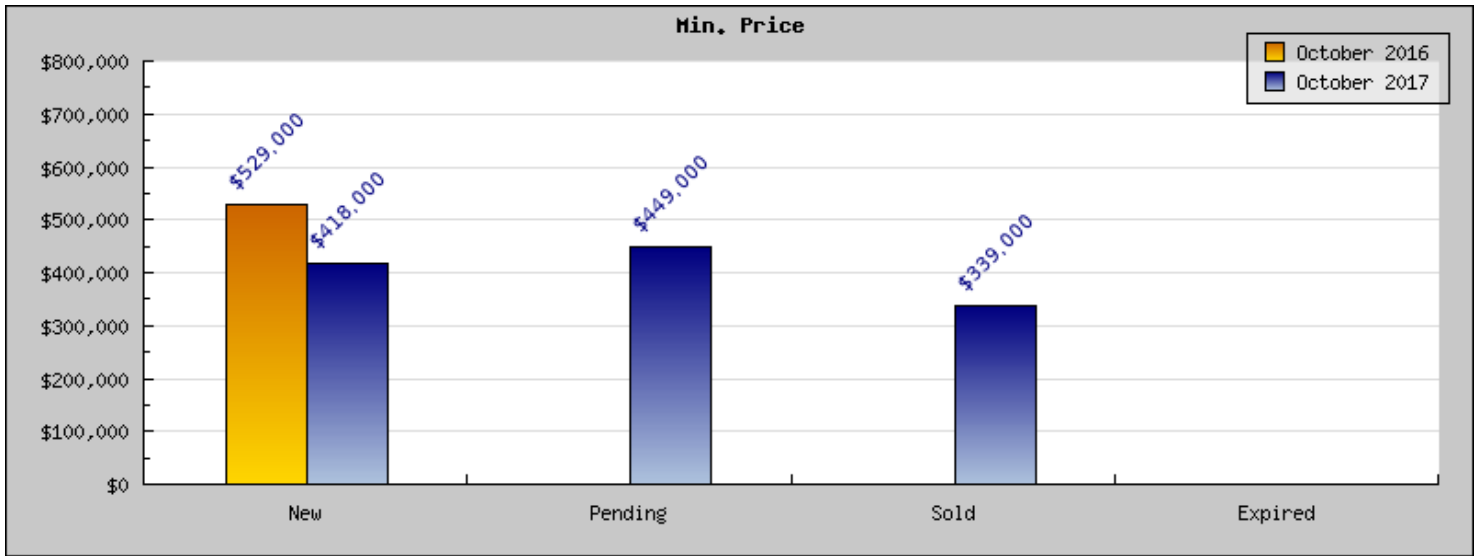
Status	Data	Total
Listings Added	Number of Listings	10
	Low Price	\$529,000
	High Price	\$1,300,000
	Average Price	\$859,900
	Median Price	\$824,000
Listings that went Pending	Number of Listings	
	Low Price	\$0
	High Price	\$0
	Average Price	\$0
	Median Price	\$0
	Average DOM	0
Listings that Closed	Number of Listings	
	Low Price	\$0
	High Price	\$0
	Average Price	\$0
	Median Price	\$0
	Average DOM	0
Listings that Expired	Number of Listings	
	Low Price	\$0
	High Price	\$0
	Average Price	\$0
	Median Price	\$0
	Average DOM	0
Average Active Listing Count		7
Total Number of Listings (ADD, PND, CLSD, EXP)		10
Lowest Price		\$0
Highest Price		\$1,300,000
Average Price		\$214,975
Average DOM (PND, CLSD, EXP)		0

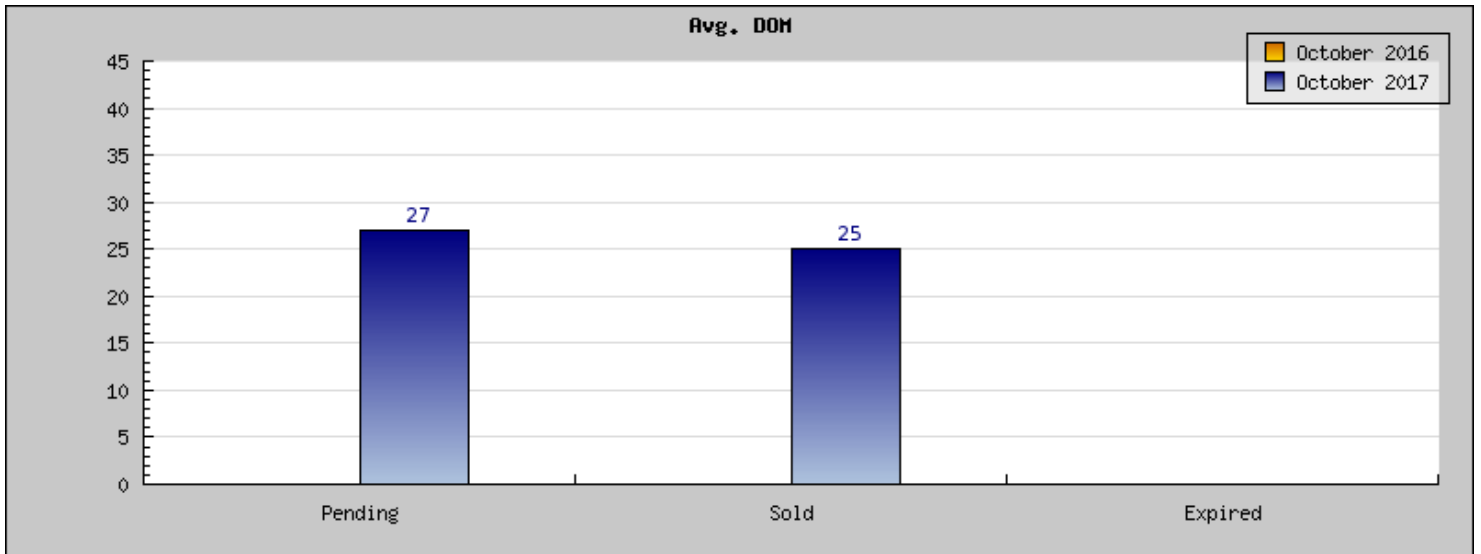
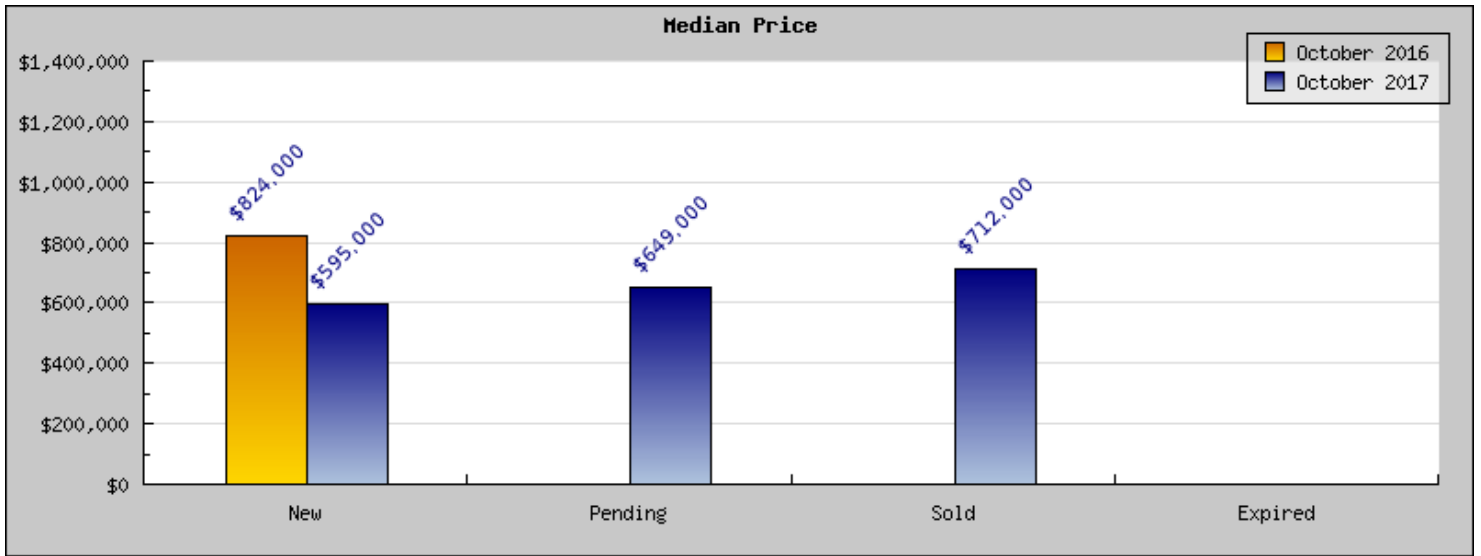
## October 2017

Areas: Albany

Status	Data	Total
Listings Added	Number of Listings	8
	Low Price	\$418,000
	High Price	\$1,495,000
	Average Price	\$727,750
	Median Price	\$595,000
Listings that went Pending	Number of Listings	9
	Low Price	\$449,000
	High Price	\$1,875,000
	Average Price	\$780,172
	Median Price	\$649,000
	Average DOM	27
Listings that Closed	Number of Listings	14
	Low Price	\$339,000
	High Price	\$1,875,000
	Average Price	\$847,745
	Median Price	\$712,000
	Average DOM	25
Listings that Expired	Number of Listings	
	Low Price	\$0
	High Price	\$0
	Average Price	\$0
	Median Price	\$0
	Average DOM	0
Average Active Listing Count		7
Total Number of Listings (ADD, PND, CLSD, EXP)		31
Lowest Price		\$0
Highest Price		\$1,875,000
Average Price		\$588,917
Average DOM (PND, CLSD, EXP)		17







## October 2016

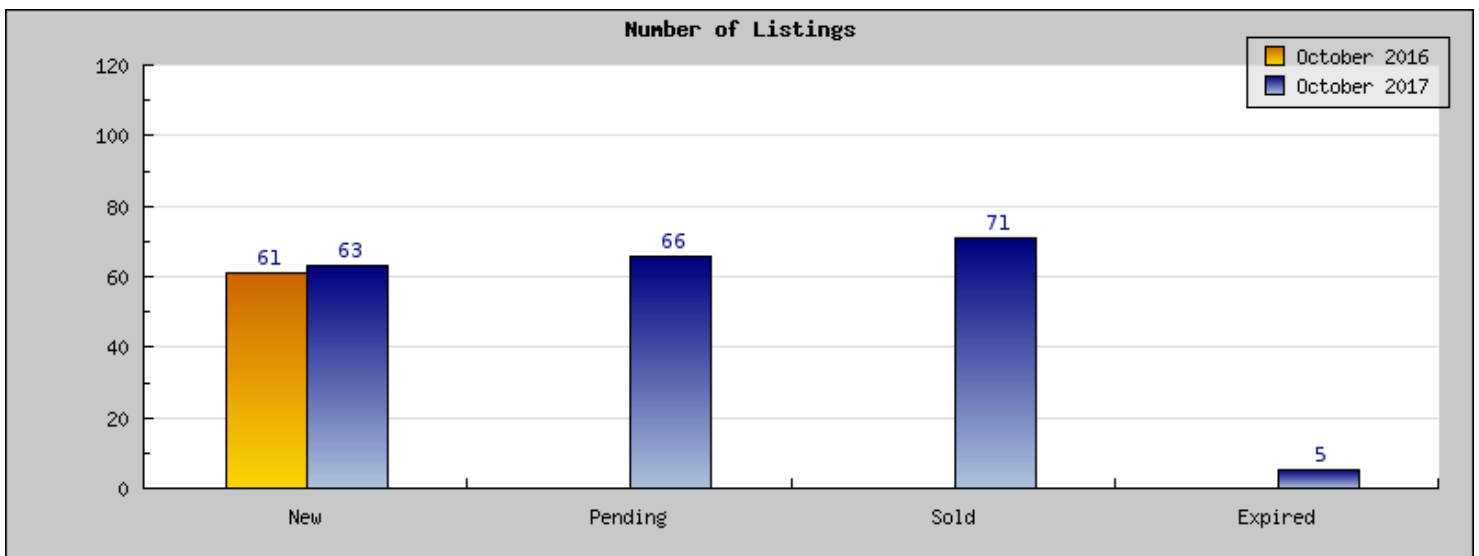
Areas: Berkeley

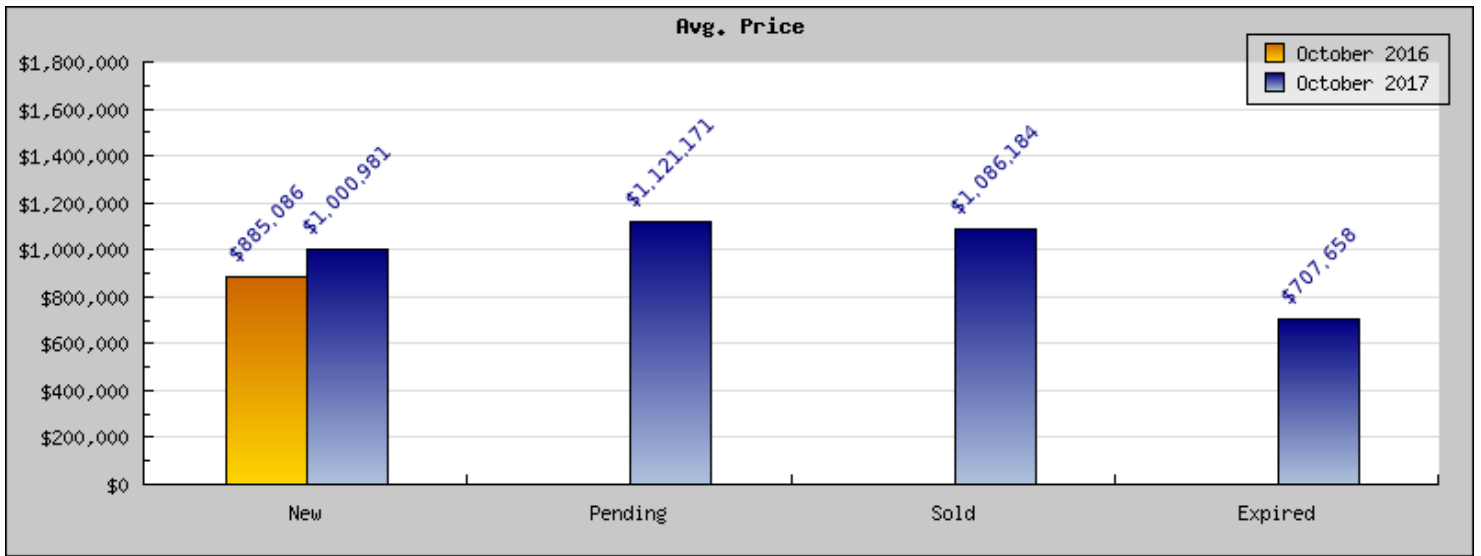
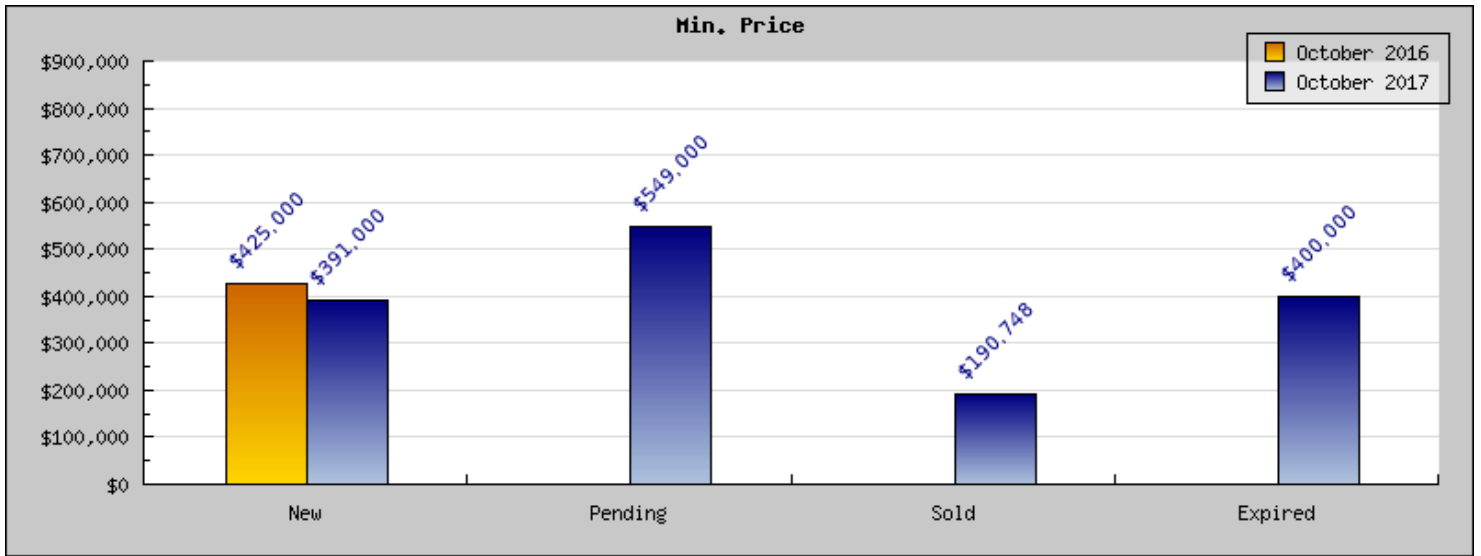
Status	Data	Total
Listings Added	Number of Listings	61
	Low Price	\$425,000
	High Price	\$2,795,000
	Average Price	\$885,086
	Median Price	\$832,932
Listings that went Pending	Number of Listings	
	Low Price	\$0
	High Price	\$0
	Average Price	\$0
	Median Price	\$0
	Average DOM	0
Listings that Closed	Number of Listings	
	Low Price	\$0
	High Price	\$0
	Average Price	\$0
	Median Price	\$0
	Average DOM	0
Listings that Expired	Number of Listings	
	Low Price	\$0
	High Price	\$0
	Average Price	\$0
	Median Price	\$0
	Average DOM	0
Average Active Listing Count		54
Total Number of Listings (ADD, PND, CLSD, EXP)		61
Lowest Price		\$0
Highest Price		\$2,795,000
Average Price		\$221,271
Average DOM (PND, CLSD, EXP)		0

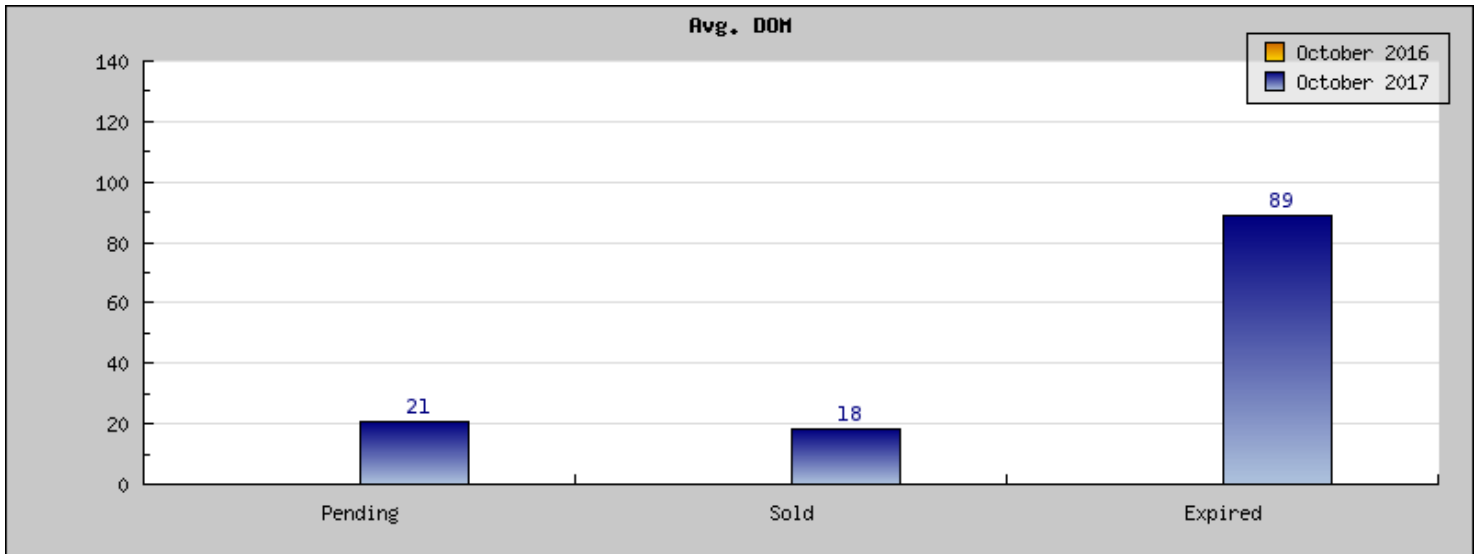
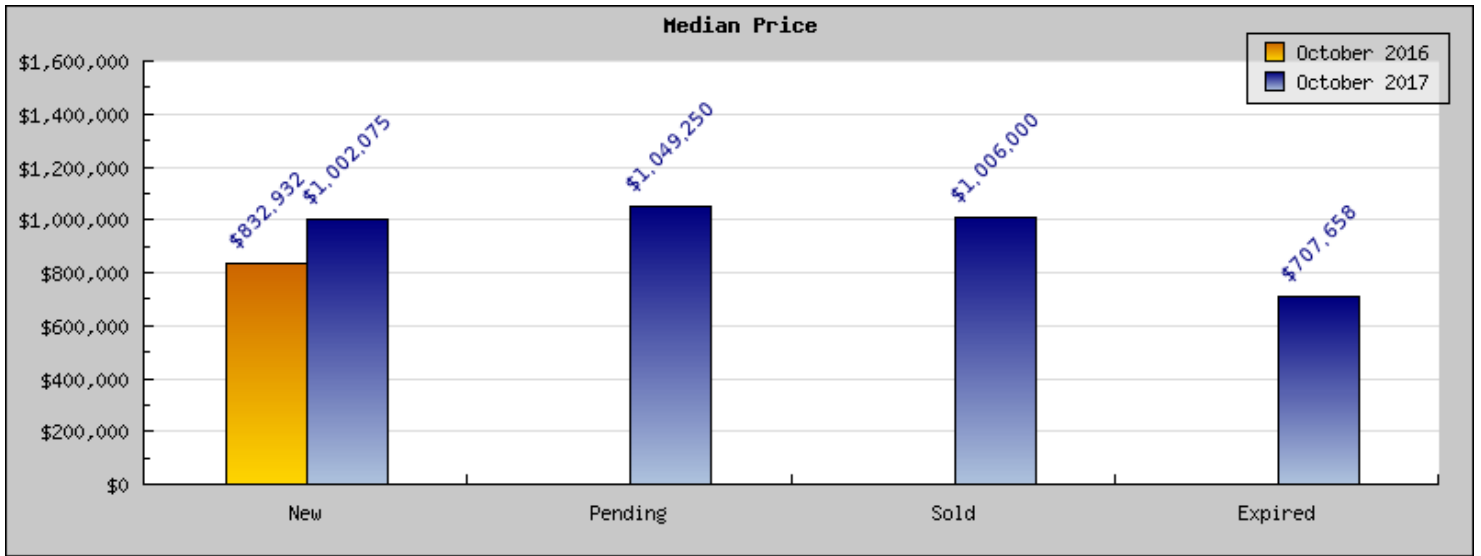
## October 2017

Areas: Berkeley

Status	Data	Total
Listings Added	Number of Listings	63
	Low Price	\$391,000
	High Price	\$2,200,000
	Average Price	\$1,000,981
	Median Price	\$1,002,075
Listings that went Pending	Number of Listings	66
	Low Price	\$549,000
	High Price	\$2,950,000
	Average Price	\$1,121,171
	Median Price	\$1,049,250
	Average DOM	20
Listings that Closed	Number of Listings	71
	Low Price	\$190,748
	High Price	\$2,850,000
	Average Price	\$1,086,184
	Median Price	\$1,006,000
	Average DOM	18
Listings that Expired	Number of Listings	5
	Low Price	\$400,000
	High Price	\$899,000
	Average Price	\$707,658
	Median Price	\$707,658
	Average DOM	89
Average Active Listing Count		66
Total Number of Listings (ADD, PND, CLSD, EXP)		205
Lowest Price		\$190,748
Highest Price		\$2,950,000
Average Price		\$978,998
Average DOM (PND, CLSD, EXP)		42







## October 2016

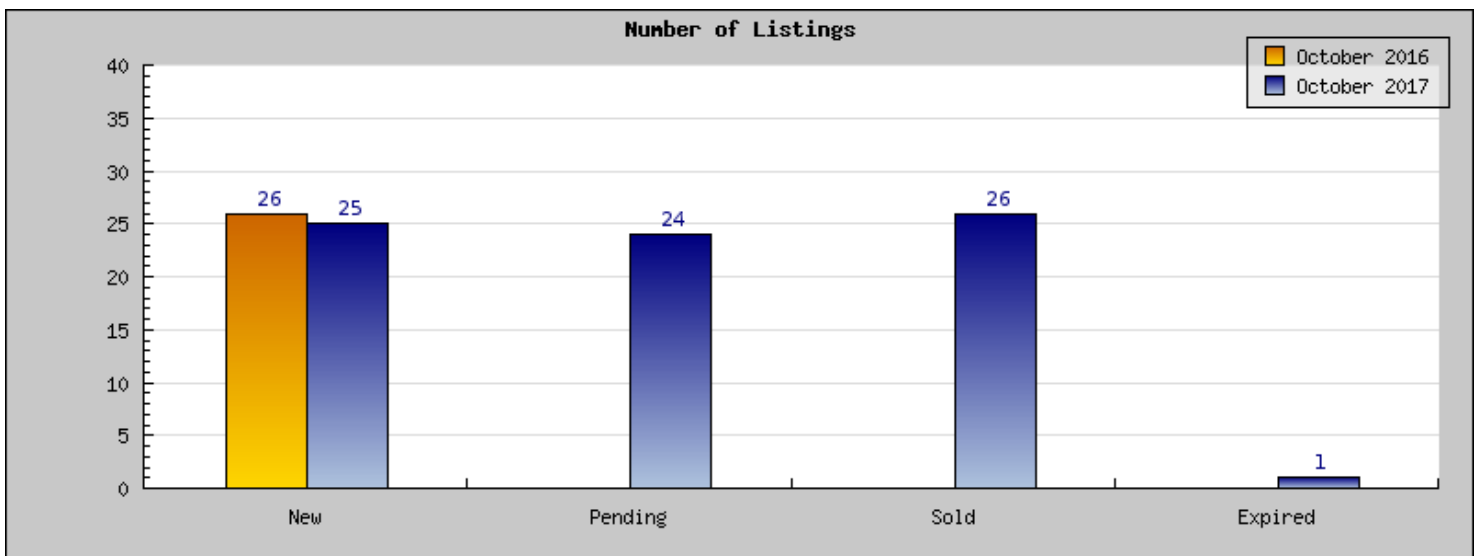
Areas: El Cerrito

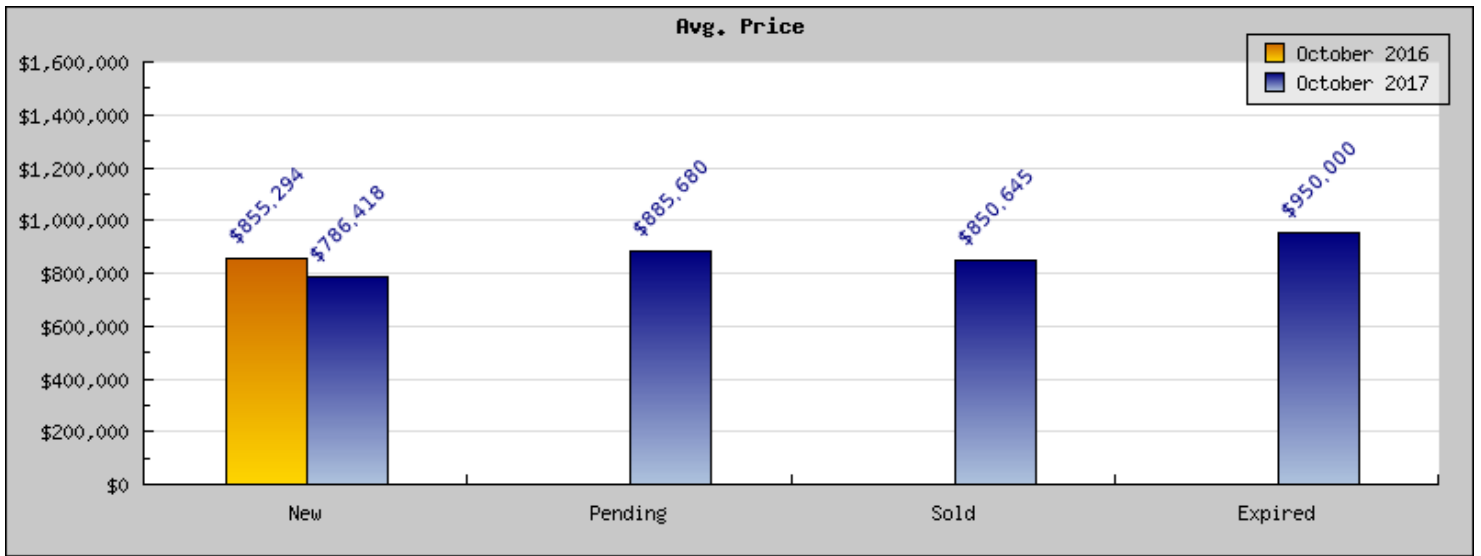
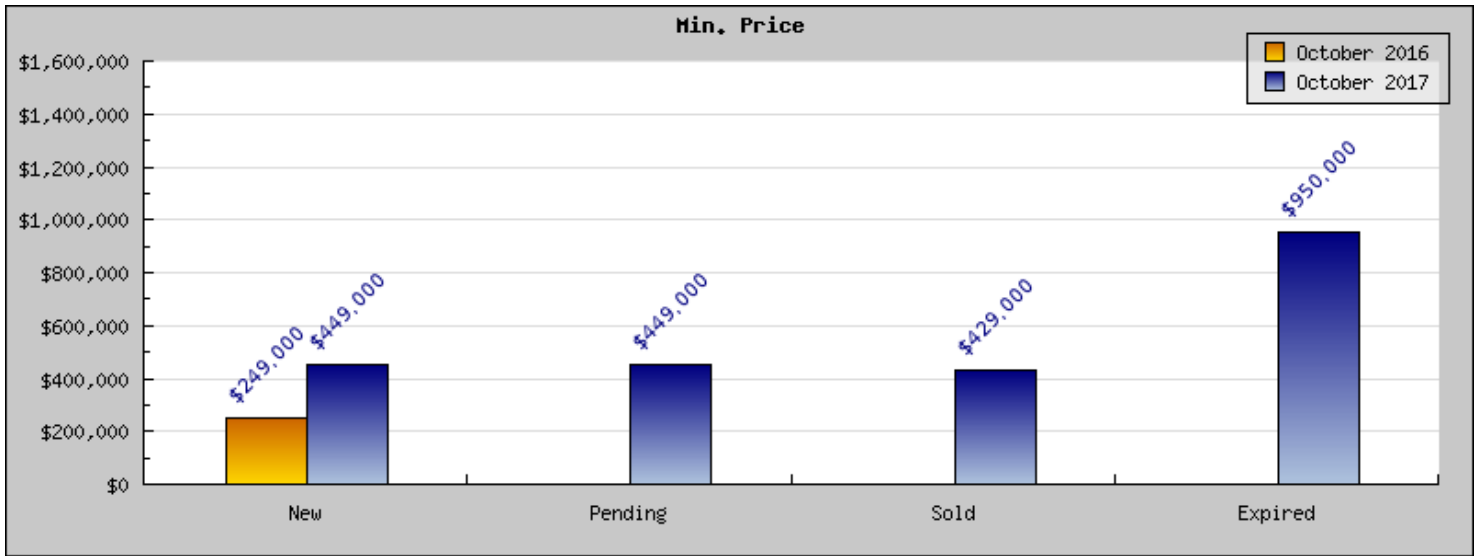
Status	Data	Total
Listings Added	Number of Listings	26
	Low Price	\$249,000
	High Price	\$2,495,000
	Average Price	\$855,294
	Median Price	\$776,944
Listings that went Pending	Number of Listings	
	Low Price	\$0
	High Price	\$0
	Average Price	\$0
	Median Price	\$0
	Average DOM	0
Listings that Closed	Number of Listings	
	Low Price	\$0
	High Price	\$0
	Average Price	\$0
	Median Price	\$0
	Average DOM	0
Listings that Expired	Number of Listings	
	Low Price	\$0
	High Price	\$0
	Average Price	\$0
	Median Price	\$0
	Average DOM	0
Average Active Listing Count		24
Total Number of Listings (ADD, PND, CLSD, EXP)		26
Lowest Price		\$0
Highest Price		\$2,495,000
Average Price		\$213,824
Average DOM (PND, CLSD, EXP)		0

## October 2017

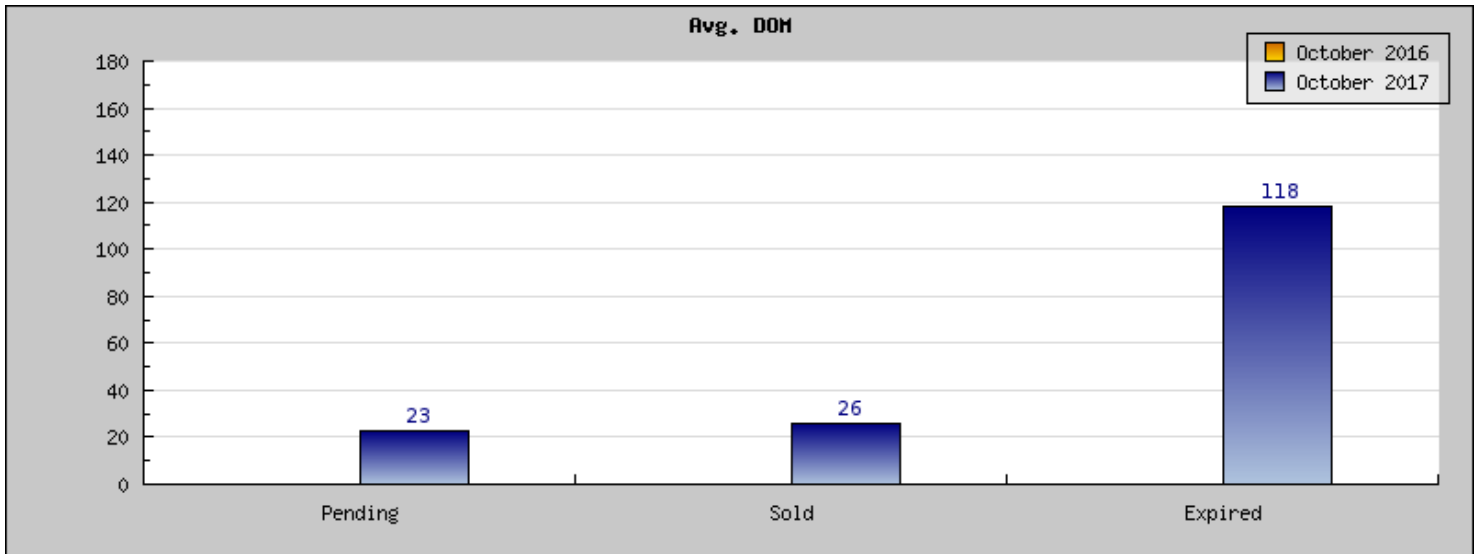
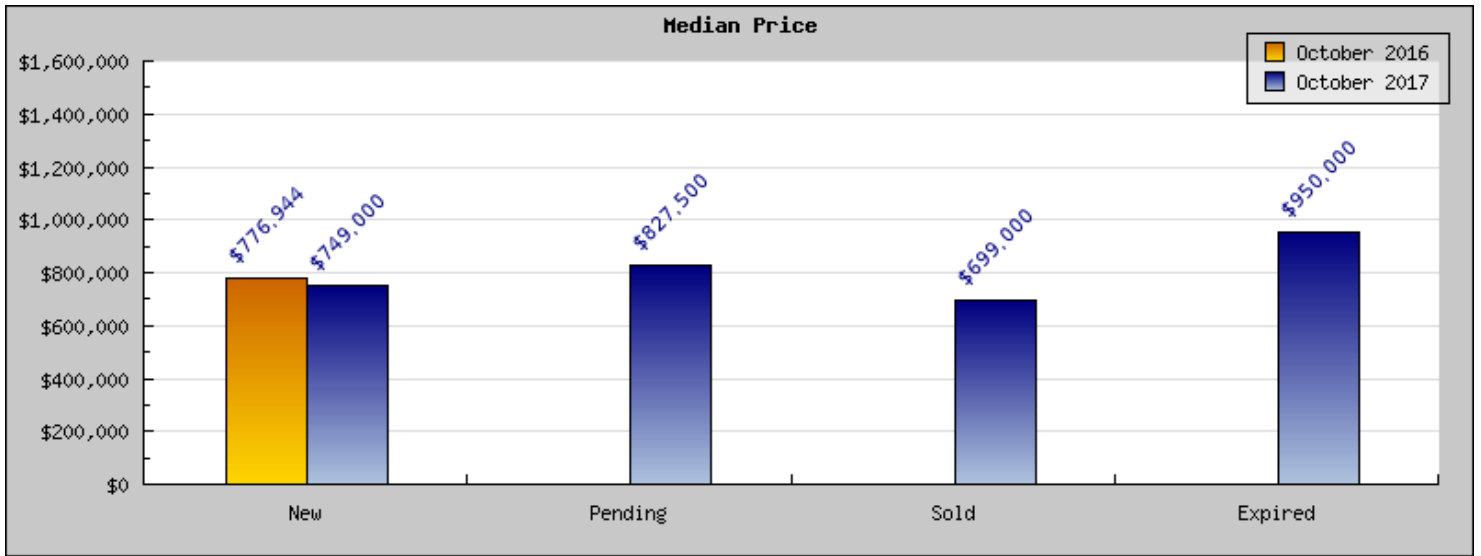
Areas: El Cerrito

Status	Data	Total
Listings Added	Number of Listings	25
	Low Price	\$449,000
	High Price	\$1,129,000
	Average Price	\$786,418
	Median Price	\$749,000
Listings that went Pending	Number of Listings	24
	Low Price	\$449,000
	High Price	\$2,288,000
	Average Price	\$885,680
	Median Price	\$827,500
	Average DOM	23
Listings that Closed	Number of Listings	26
	Low Price	\$429,000
	High Price	\$2,288,000
	Average Price	\$850,645
	Median Price	\$699,000
	Average DOM	26
Listings that Expired	Number of Listings	1
	Low Price	\$950,000
	High Price	\$950,000
	Average Price	\$950,000
	Median Price	\$950,000
	Average DOM	118
Average Active Listing Count		23
Total Number of Listings (ADD, PND, CLSD, EXP)		76
Lowest Price		\$429,000
Highest Price		\$2,288,000
Average Price		\$868,186
Average DOM (PND, CLSD, EXP)		55









## October 2016

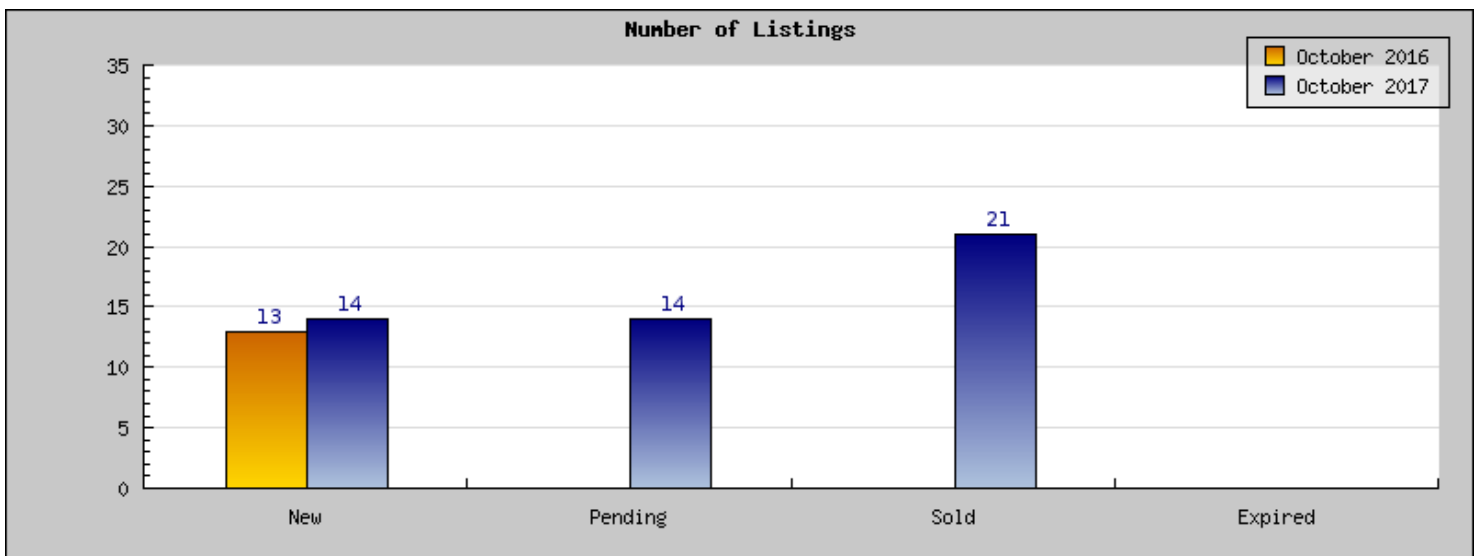
Areas: Emeryville

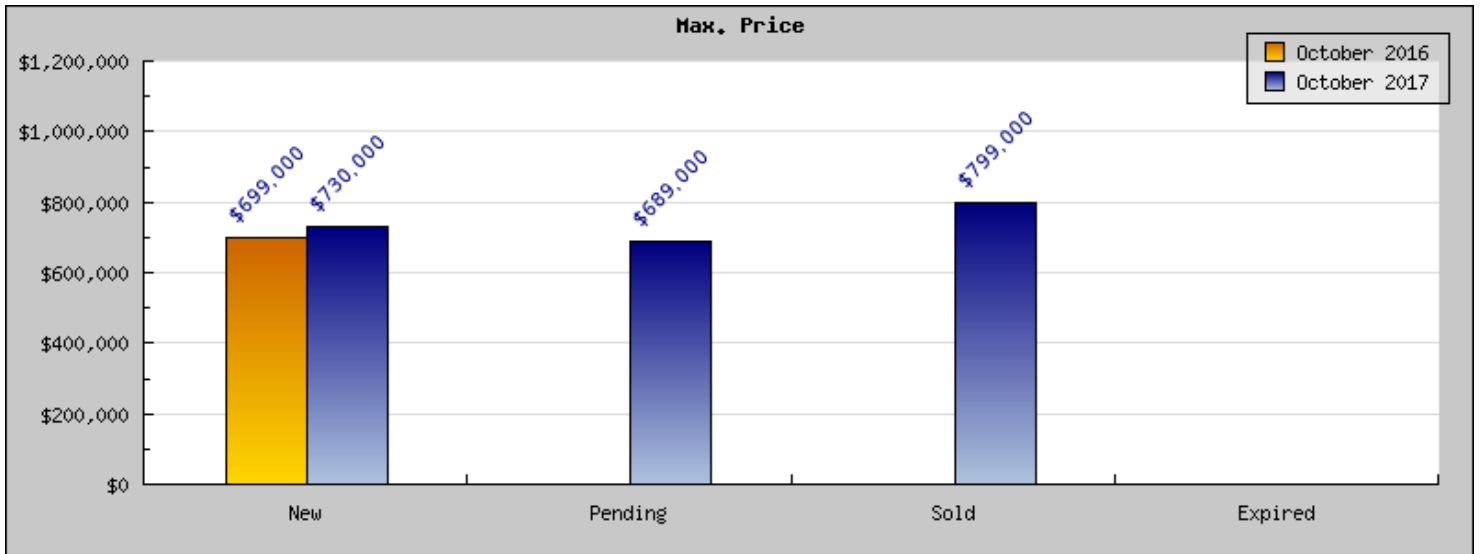
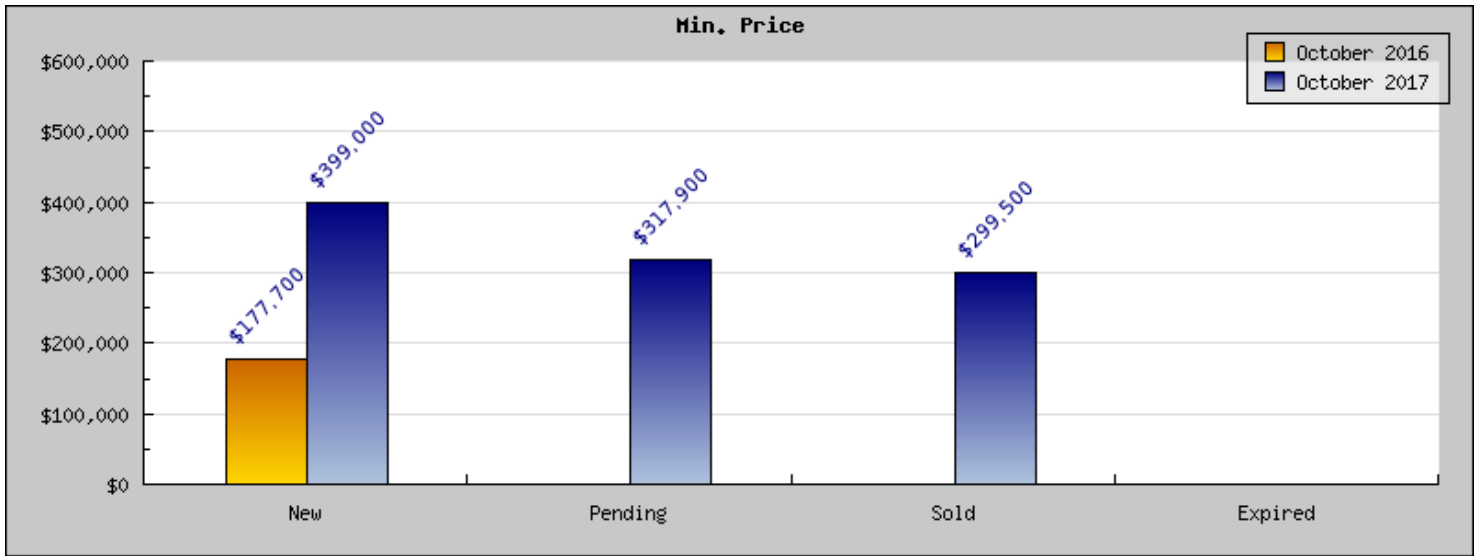
Status	Data	Total
Listings Added	Number of Listings	13
	Low Price	\$177,700
	High Price	\$699,000
	Average Price	\$439,276
	Median Price	\$390,000
Listings that went Pending	Number of Listings	
	Low Price	\$0
	High Price	\$0
	Average Price	\$0
	Median Price	\$0
	Average DOM	0
Listings that Closed	Number of Listings	
	Low Price	\$0
	High Price	\$0
	Average Price	\$0
	Median Price	\$0
	Average DOM	0
Listings that Expired	Number of Listings	
	Low Price	\$0
	High Price	\$0
	Average Price	\$0
	Median Price	\$0
	Average DOM	0
Average Active Listing Count		12
Total Number of Listings (ADD, PND, CLSD, EXP)		13
Lowest Price		\$0
Highest Price		\$699,000
Average Price		\$109,819
Average DOM (PND, CLSD, EXP)		0

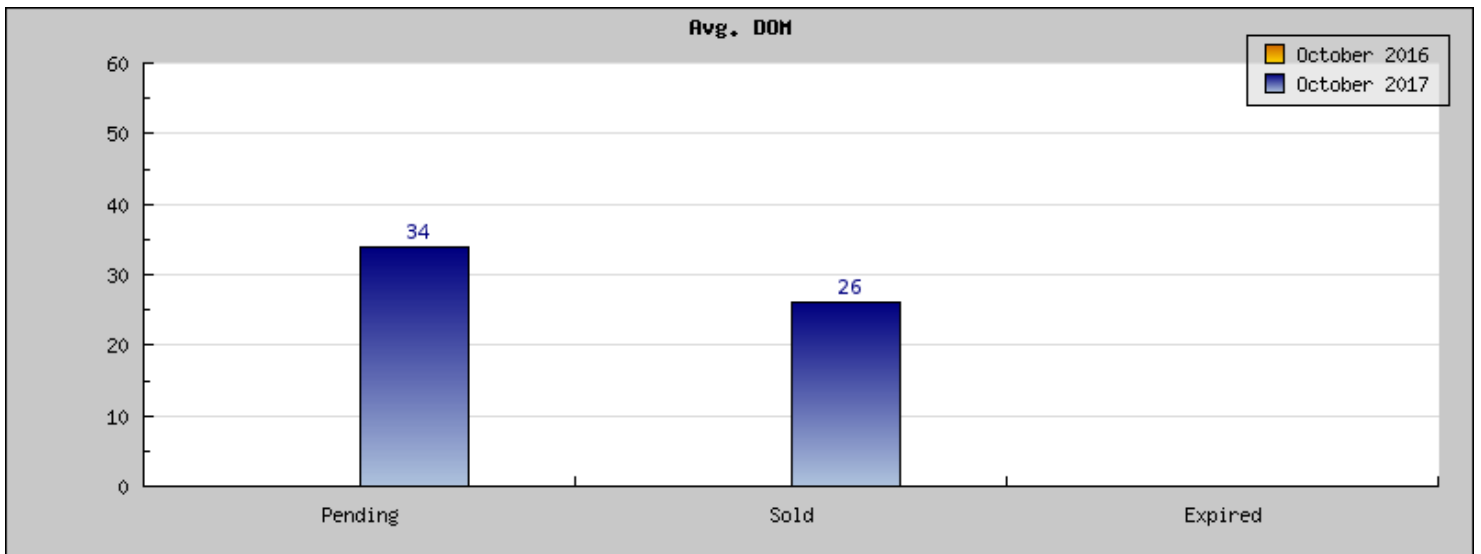
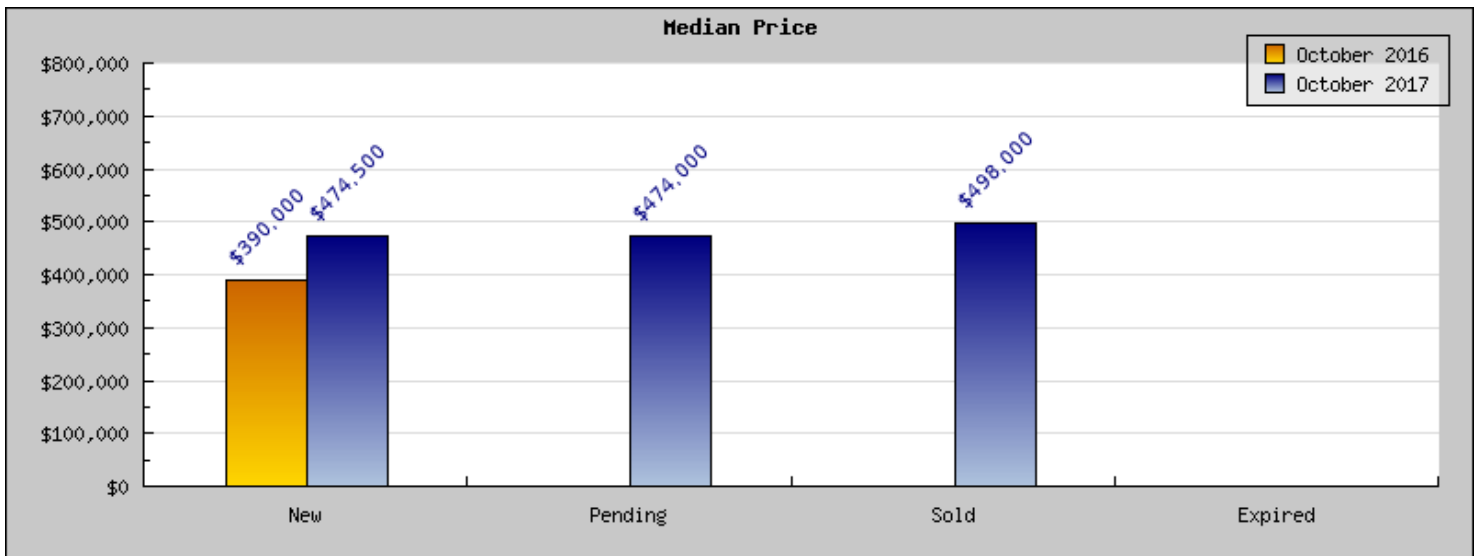
## October 2017

Areas: Emeryville

Status	Data	Total
Listings Added	Number of Listings	14
	Low Price	\$399,000
	High Price	\$730,000
	Average Price	\$519,250
	Median Price	\$474,500
Listings that went Pending	Number of Listings	14
	Low Price	\$317,900
	High Price	\$689,000
	Average Price	\$499,556
	Median Price	\$474,000
	Average DOM	34
Listings that Closed	Number of Listings	21
	Low Price	\$299,500
	High Price	\$799,000
	Average Price	\$527,304
	Median Price	\$498,000
	Average DOM	26
Listings that Expired	Number of Listings	
	Low Price	\$0
	High Price	\$0
	Average Price	\$0
	Median Price	\$0
	Average DOM	0
Average Active Listing Count		15
Total Number of Listings (ADD, PND, CLSD, EXP)		49
Lowest Price		\$0
Highest Price		\$799,000
Average Price		\$386,528
Average DOM (PND, CLSD, EXP)		20







### October 2016

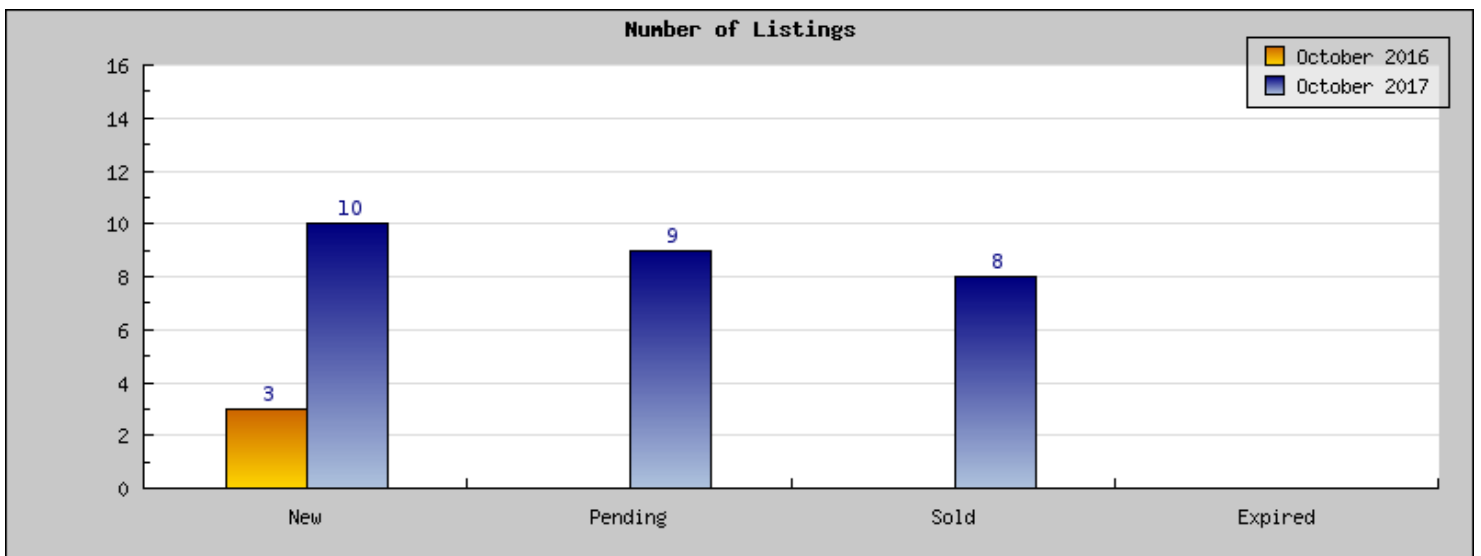
Areas: Kensington

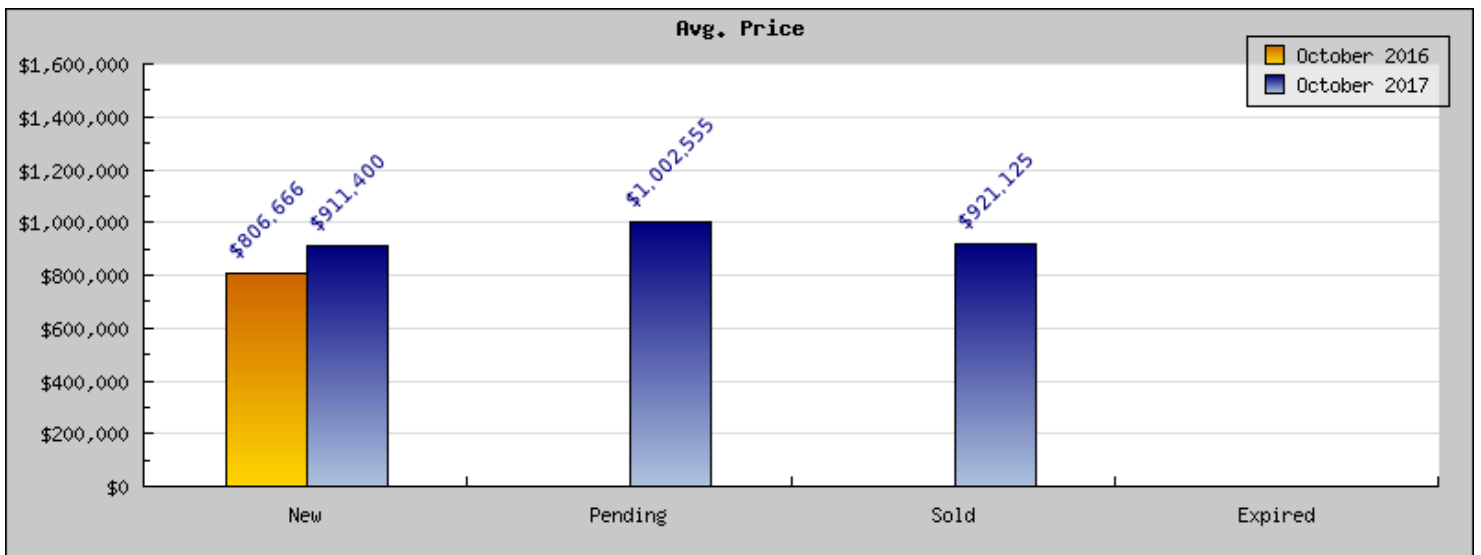
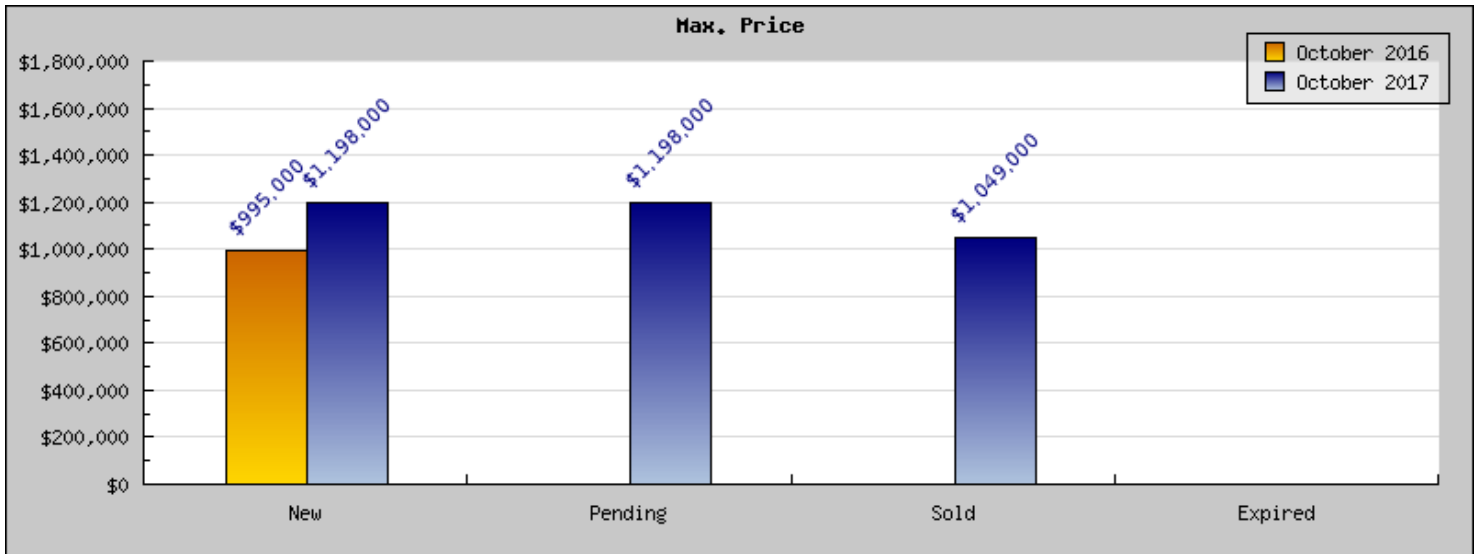
Status	Data	Total
Listings Added	Number of Listings	3
	Low Price	\$650,000
	High Price	\$995,000
	Average Price	\$806,666
	Median Price	\$775,000
Listings that went Pending	Number of Listings	
	Low Price	\$0
	High Price	\$0
	Average Price	\$0
	Median Price	\$0
	Average DOM	0
Listings that Closed	Number of Listings	
	Low Price	\$0
	High Price	\$0
	Average Price	\$0
	Median Price	\$0
	Average DOM	0
Listings that Expired	Number of Listings	
	Low Price	\$0
	High Price	\$0
	Average Price	\$0
	Median Price	\$0
	Average DOM	0
Average Active Listing Count		2
Total Number of Listings (ADD, PND, CLSD, EXP)		3
Lowest Price		\$0
Highest Price		\$995,000
Average Price		\$201,667
Average DOM (PND, CLSD, EXP)		0

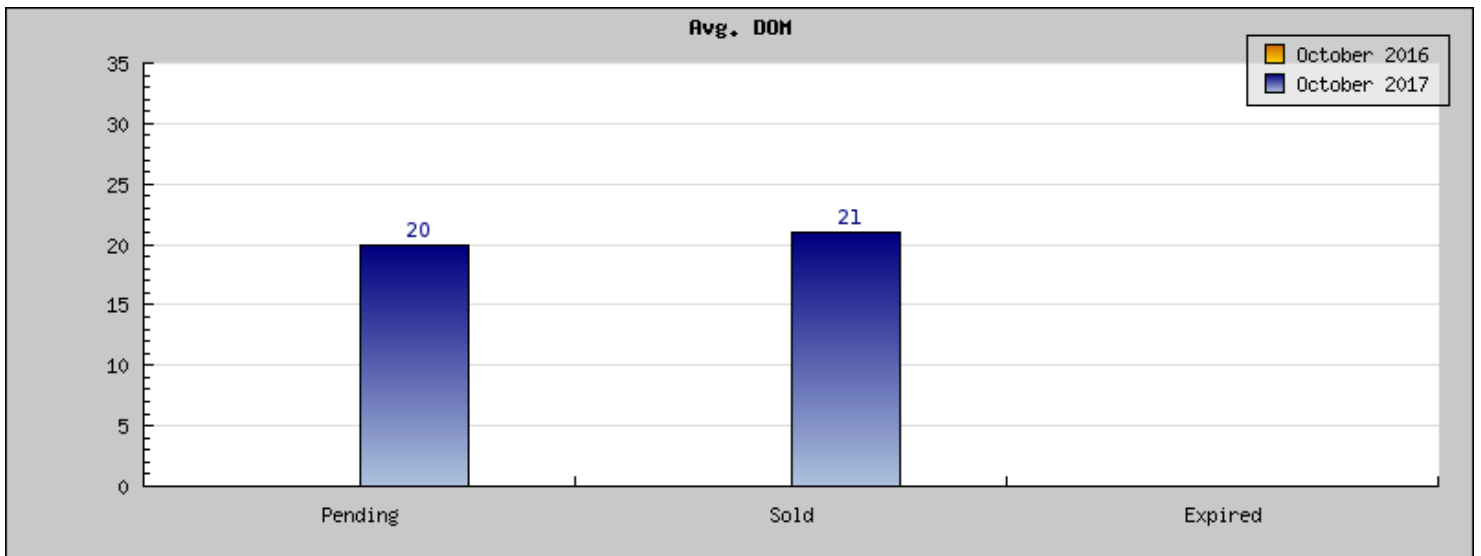
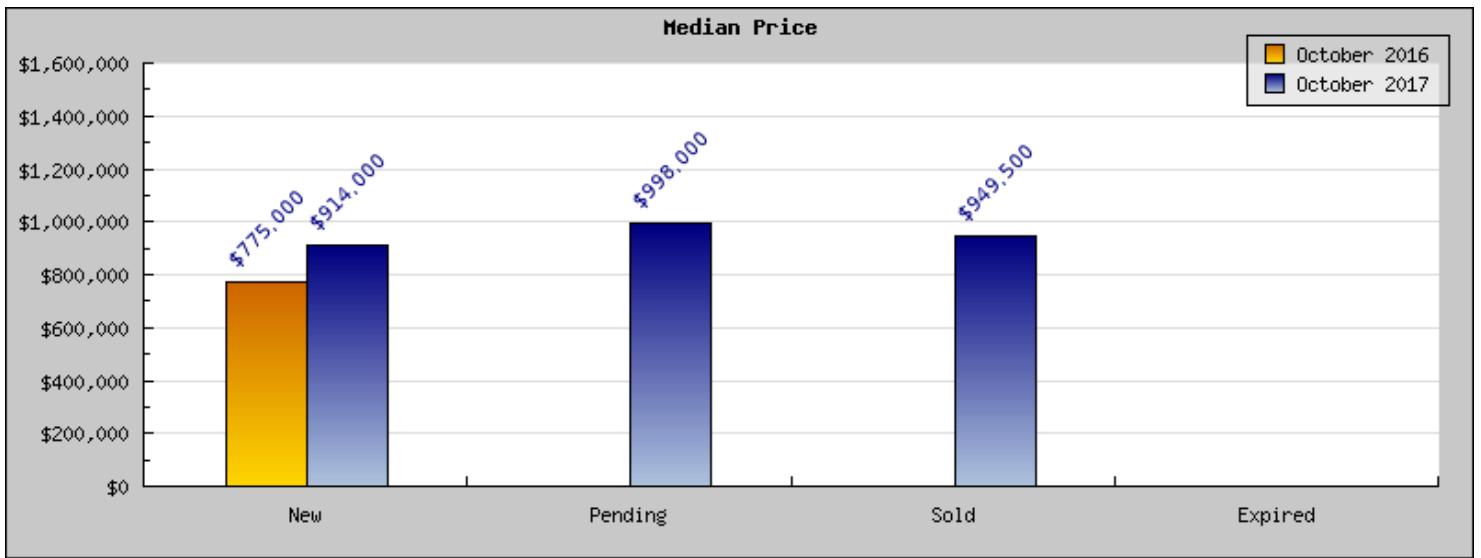
### October 2017

Areas: Kensington

Status	Data	Total
Listings Added	Number of Listings	10
	Low Price	\$695,000
	High Price	\$1,198,000
	Average Price	\$911,400
	Median Price	\$914,000
Listings that went Pending	Number of Listings	9
	Low Price	\$849,000
	High Price	\$1,198,000
	Average Price	\$1,002,555
	Median Price	\$998,000
	Average DOM	20
Listings that Closed	Number of Listings	8
	Low Price	\$699,000
	High Price	\$1,049,000
	Average Price	\$921,125
	Median Price	\$949,500
	Average DOM	21
Listings that Expired	Number of Listings	
	Low Price	\$0
	High Price	\$0
	Average Price	\$0
	Median Price	\$0
	Average DOM	0
Average Active Listing Count		7
Total Number of Listings (ADD, PND, CLSD, EXP)		27
Lowest Price		\$0
Highest Price		\$1,198,000
Average Price		\$708,770
Average DOM (PND, CLSD, EXP)		13







## October 2016

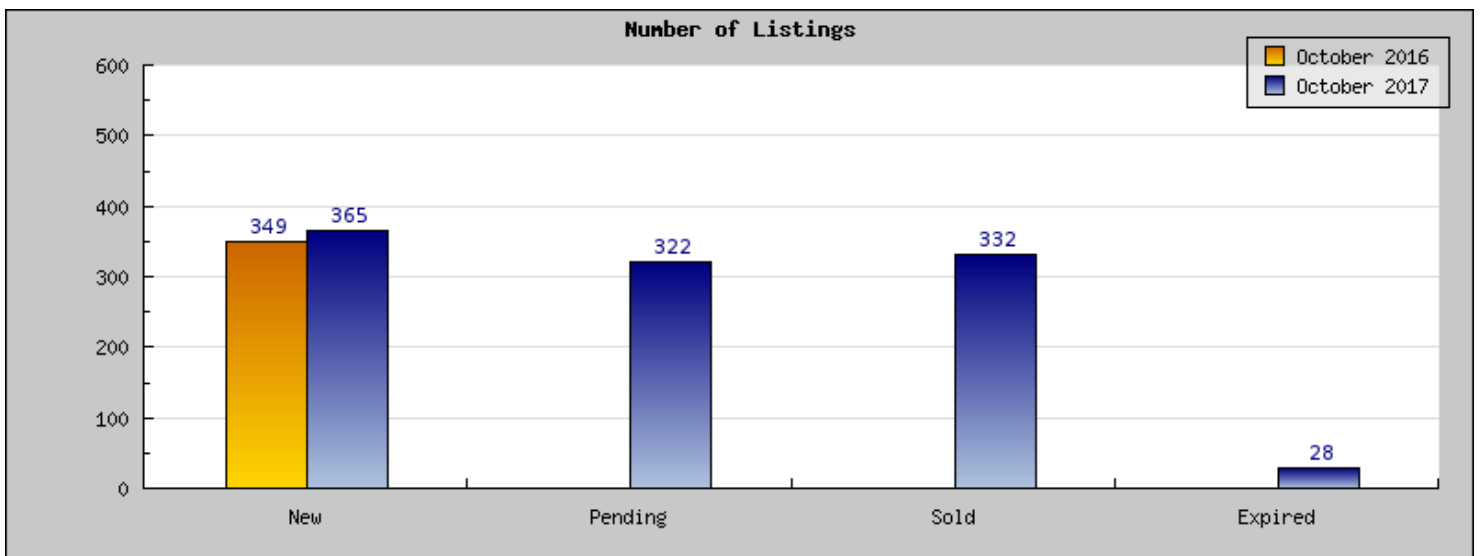
Areas: Oakland

Status	Data	Total
Listings Added	Number of Listings	349
	Low Price	\$199,999
	High Price	\$2,695,000
	Average Price	\$719,979
	Median Price	\$695,095
Listings that went Pending	Number of Listings	
	Low Price	\$0
	High Price	\$0
	Average Price	\$0
	Median Price	\$0
	Average DOM	0
Listings that Closed	Number of Listings	
	Low Price	\$0
	High Price	\$0
	Average Price	\$0
	Median Price	\$0
	Average DOM	0
Listings that Expired	Number of Listings	
	Low Price	\$0
	High Price	\$0
	Average Price	\$0
	Median Price	\$0
	Average DOM	0
Average Active Listing Count		463
Total Number of Listings (ADD, PND, CLSD, EXP)		349
Lowest Price		\$0
Highest Price		\$2,695,000
Average Price		\$179,995
Average DOM (PND, CLSD, EXP)		0

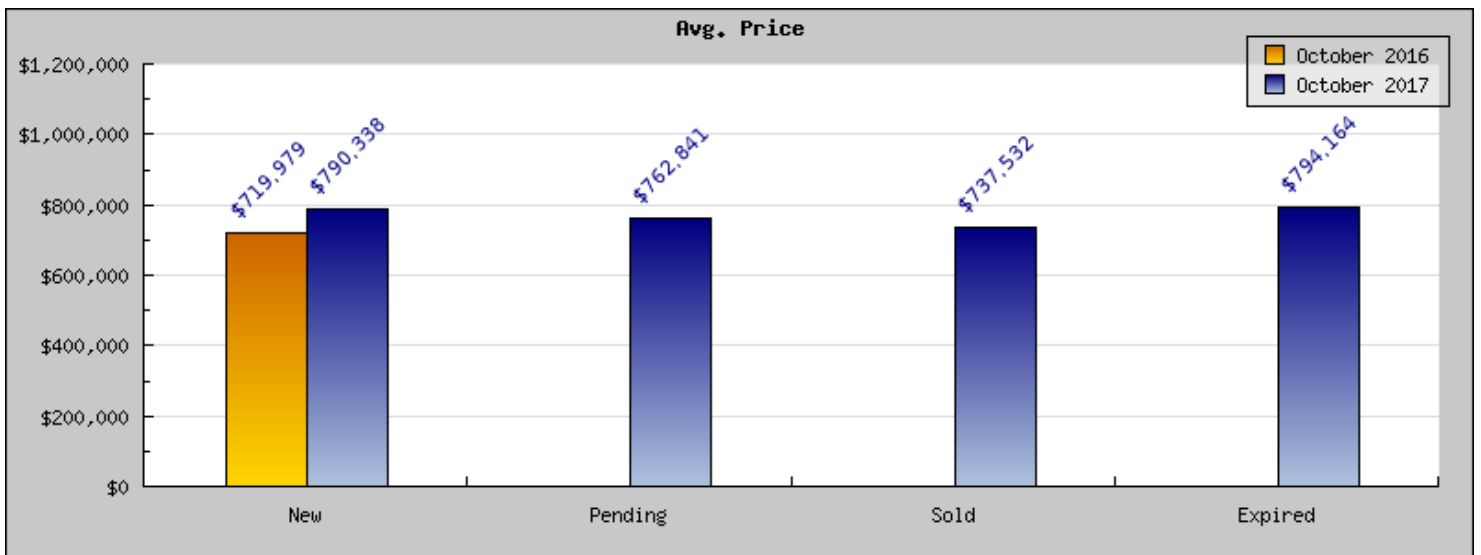
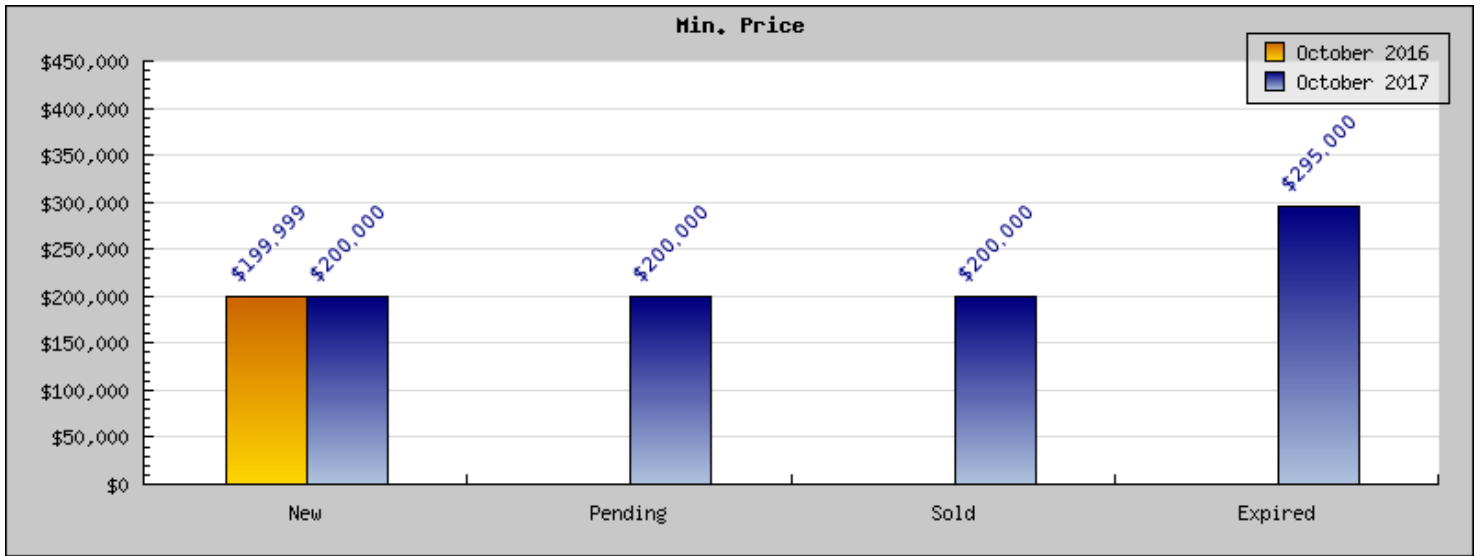
## October 2017

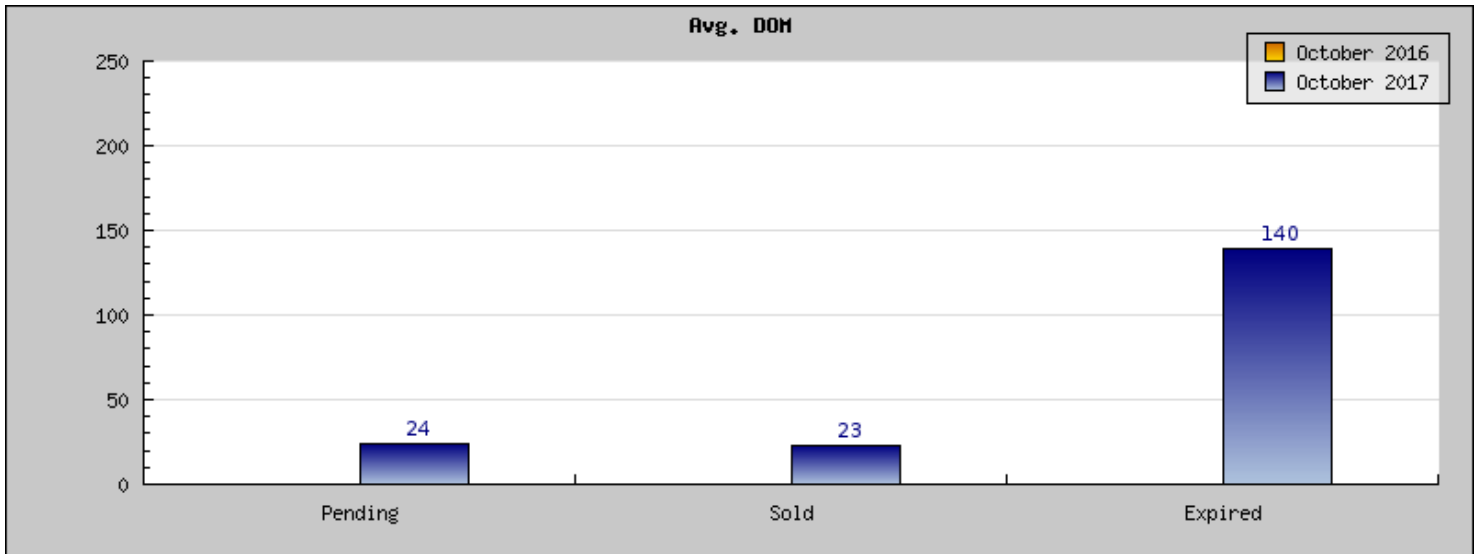
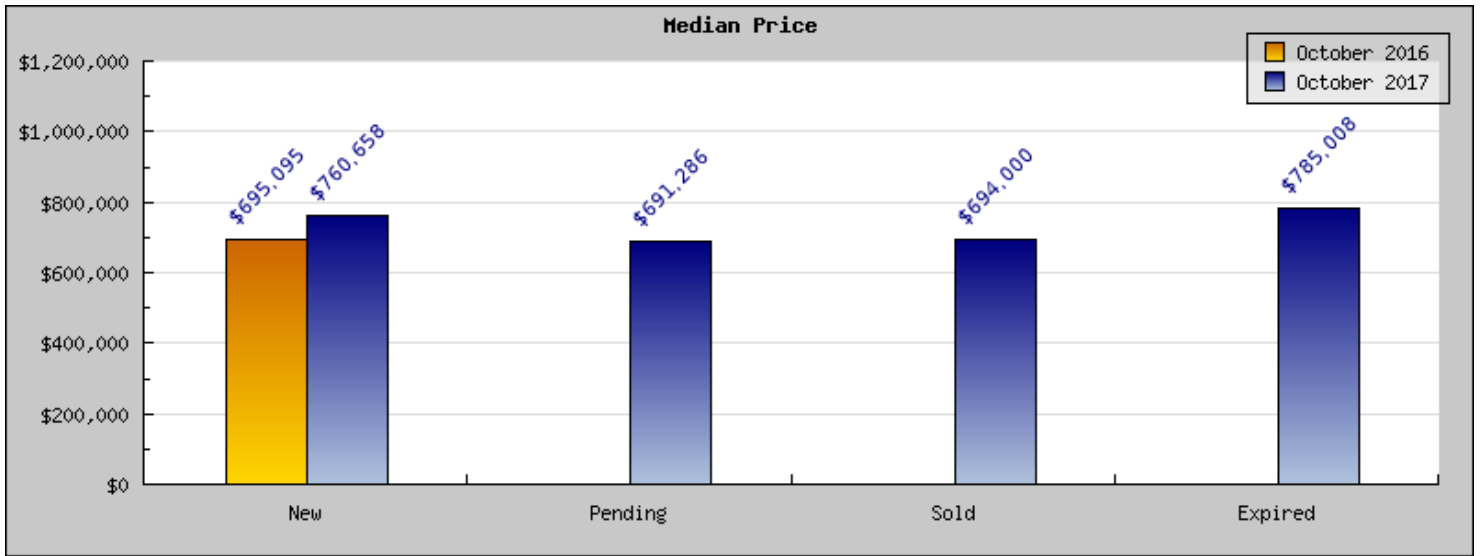
Areas: Oakland

Status	Data	Total
Listings Added	Number of Listings	365
	Low Price	\$200,000
	High Price	\$3,985,000
	Average Price	\$790,338
	Median Price	\$760,658
Listings that went Pending	Number of Listings	322
	Low Price	\$200,000
	High Price	\$4,500,000
	Average Price	\$762,841
	Median Price	\$691,286
	Average DOM	24
Listings that Closed	Number of Listings	332
	Low Price	\$200,000
	High Price	\$4,500,000
	Average Price	\$737,532
	Median Price	\$694,000
	Average DOM	23
Listings that Expired	Number of Listings	28
	Low Price	\$295,000
	High Price	\$2,450,000
	Average Price	\$794,164
	Median Price	\$785,008
	Average DOM	139
Average Active Listing Count		402
Total Number of Listings (ADD, PND, CLSD, EXP)		1,047
Lowest Price		\$200,000
Highest Price		\$4,500,000
Average Price		\$771,219
Average DOM (PND, CLSD, EXP)		62









## October 2016

Areas: Piedmont

Status	Data	Total
Listings Added	Number of Listings	6
	Low Price	\$949,000
	High Price	\$6,500,000
	Average Price	\$2,330,670
	Median Price	\$1,722,500
Listings that went Pending	Number of Listings	
	Low Price	\$0
	High Price	\$0
	Average Price	\$0
	Median Price	\$0
	Average DOM	0
Listings that Closed	Number of Listings	
	Low Price	\$0
	High Price	\$0
	Average Price	\$0
	Median Price	\$0
	Average DOM	0
Listings that Expired	Number of Listings	
	Low Price	\$0
	High Price	\$0
	Average Price	\$0
	Median Price	\$0
	Average DOM	0
Average Active Listing Count		8
Total Number of Listings (ADD, PND, CLSD, EXP)		6
Lowest Price		\$0
Highest Price		\$6,500,000
Average Price		\$582,668
Average DOM (PND, CLSD, EXP)		0

## October 2017

Areas: Piedmont

Status	Data	Total
Listings Added	Number of Listings	19
	Low Price	\$929,000
	High Price	\$3,895,000
	Average Price	\$1,924,490
	Median Price	\$1,841,333
Listings that went Pending	Number of Listings	13
	Low Price	\$929,000
	High Price	\$3,495,000
	Average Price	\$1,961,606
	Median Price	\$1,883,000
	Average DOM	17
Listings that Closed	Number of Listings	15
	Low Price	\$995,000
	High Price	\$5,250,000
	Average Price	\$1,670,385
	Median Price	\$1,545,000
	Average DOM	14
Listings that Expired	Number of Listings	1
	Low Price	\$3,250,000
	High Price	\$3,250,000
	Average Price	\$3,250,000
	Median Price	\$3,250,000
	Average DOM	26
Average Active Listing Count		13
Total Number of Listings (ADD, PND, CLSD, EXP)		48
Lowest Price		\$929,000
Highest Price		\$5,250,000
Average Price		\$2,201,620
Average DOM (PND, CLSD, EXP)		19

