

November 2016

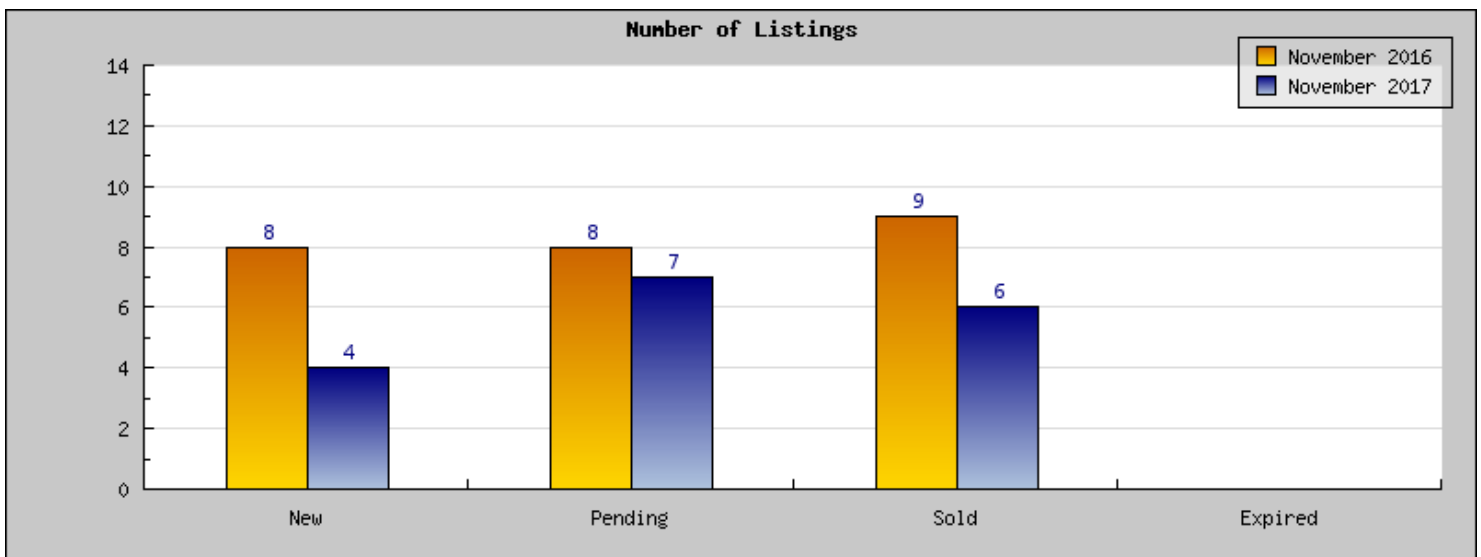
Areas: Albany

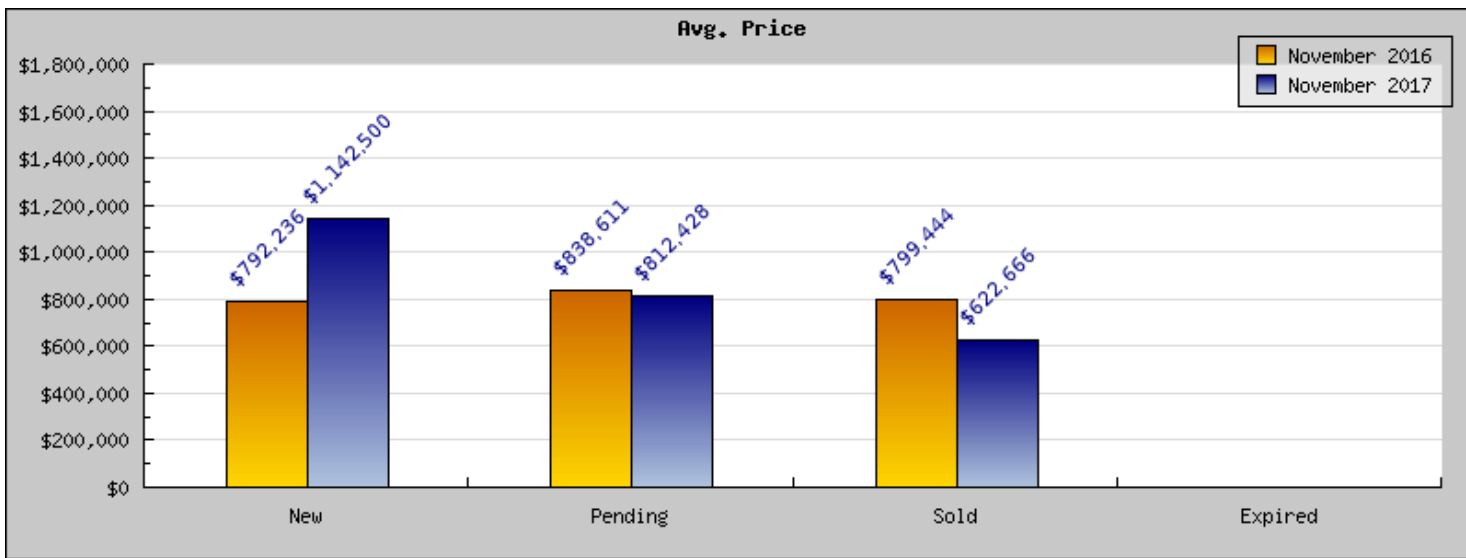
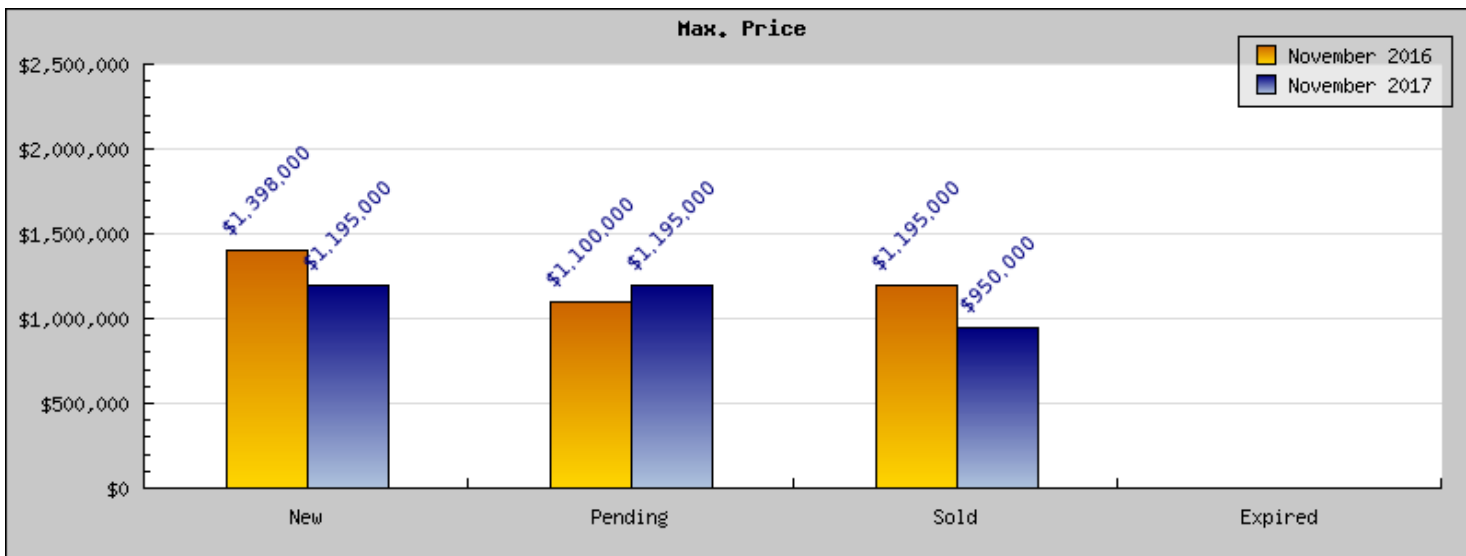
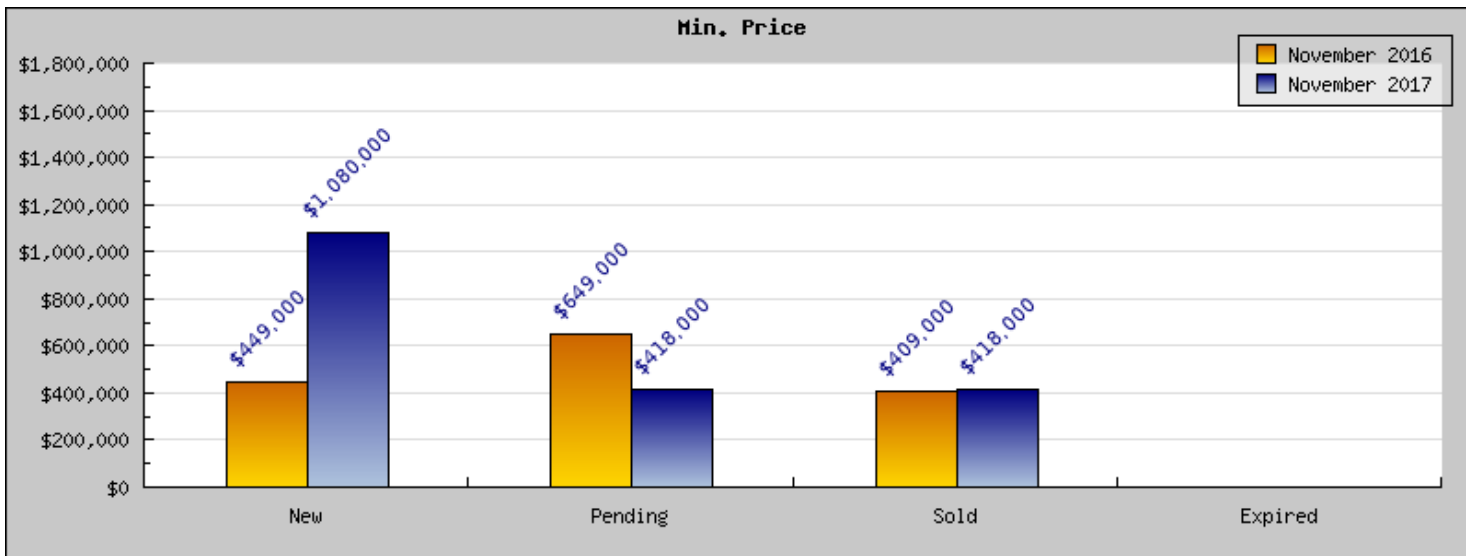
Status	Data	Total
Listings Added	Number of Listings	8
	Low Price	\$449,000
	High Price	\$1,398,000
	Average Price	\$792,236
	Median Price	\$784,000
Listings that went Pending	Number of Listings	8
	Low Price	\$649,000
	High Price	\$1,100,000
	Average Price	\$838,611
	Median Price	\$837,000
	Average DOM	16
Listings that Closed	Number of Listings	9
	Low Price	\$409,000
	High Price	\$1,195,000
	Average Price	\$799,444
	Median Price	\$825,000
	Average DOM	17
Listings that Expired	Number of Listings	
	Low Price	\$0
	High Price	\$0
	Average Price	\$0
	Median Price	\$0
	Average DOM	0
Average Active Listing Count		8
Total Number of Listings (ADD, PND, CLSD, EXP)		25
Lowest Price		\$0
Highest Price		\$1,398,000
Average Price		\$607,573
Average DOM (PND, CLSD, EXP)		11

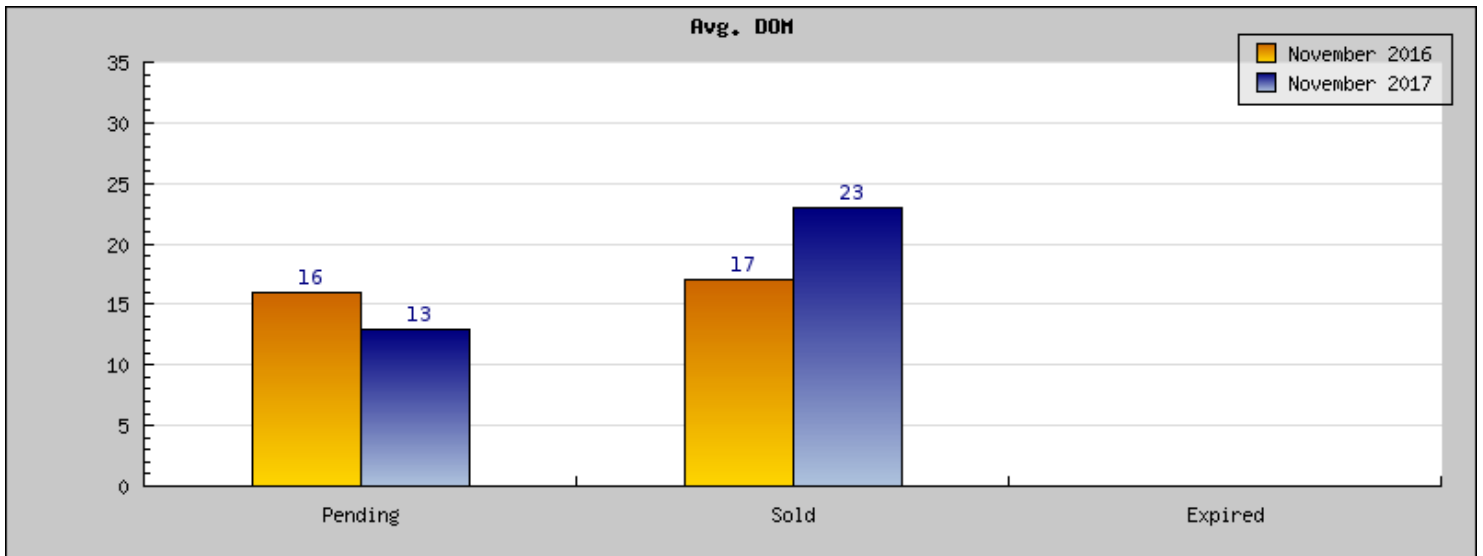
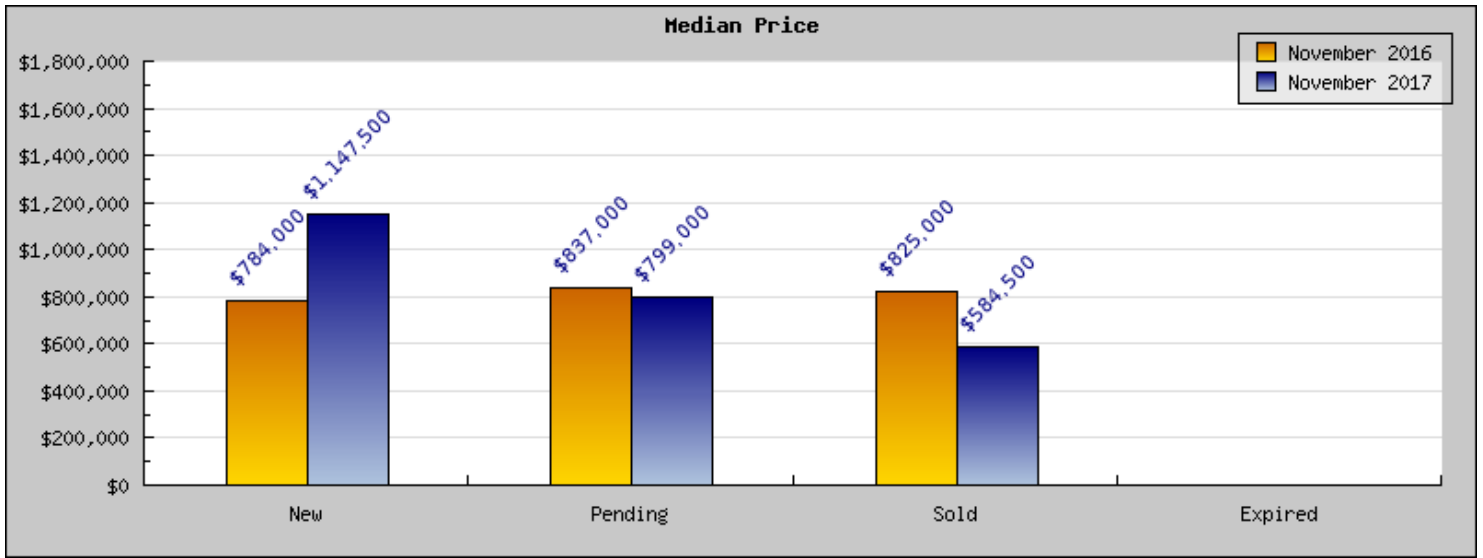
November 2017

Areas: Albany

Status	Data	Total
Listings Added	Number of Listings	4
	Low Price	\$1,080,000
	High Price	\$1,195,000
	Average Price	\$1,142,500
	Median Price	\$1,147,500
Listings that went Pending	Number of Listings	7
	Low Price	\$418,000
	High Price	\$1,195,000
	Average Price	\$812,428
	Median Price	\$799,000
	Average DOM	13
Listings that Closed	Number of Listings	6
	Low Price	\$418,000
	High Price	\$950,000
	Average Price	\$622,666
	Median Price	\$584,500
	Average DOM	23
Listings that Expired	Number of Listings	
	Low Price	\$0
	High Price	\$0
	Average Price	\$0
	Median Price	\$0
	Average DOM	0
Average Active Listing Count		5
Total Number of Listings (ADD, PND, CLSD, EXP)		17
Lowest Price		\$0
Highest Price		\$1,195,000
Average Price		\$644,399
Average DOM (PND, CLSD, EXP)		12







November 2016

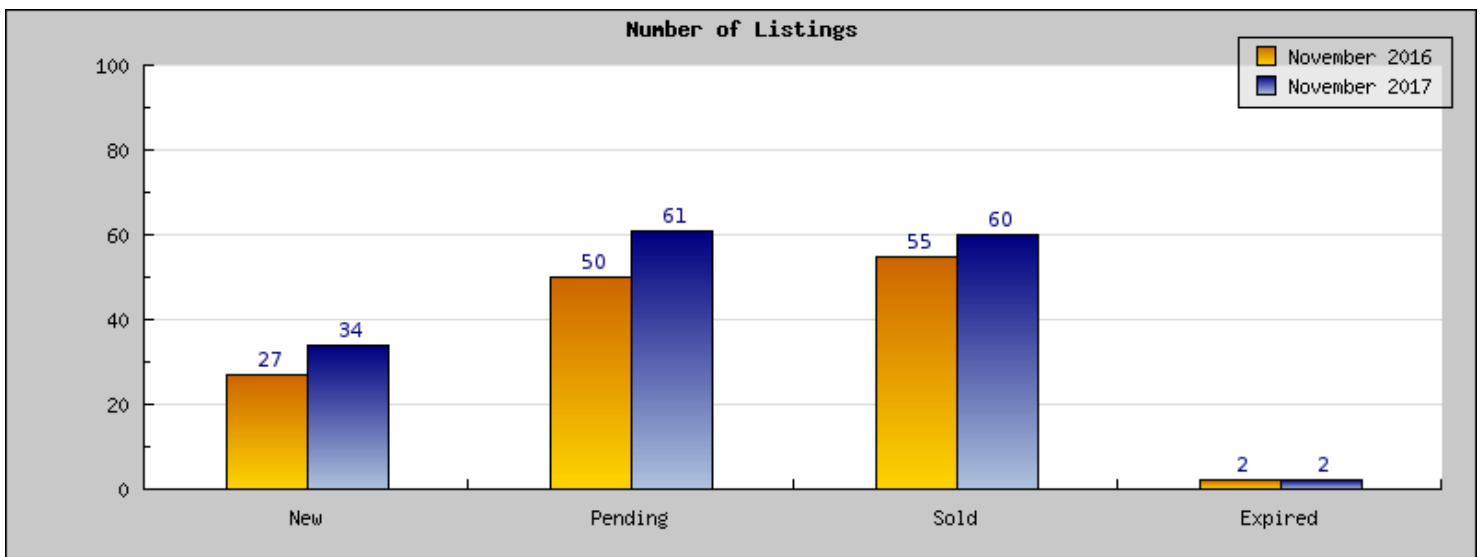
Areas: Berkeley

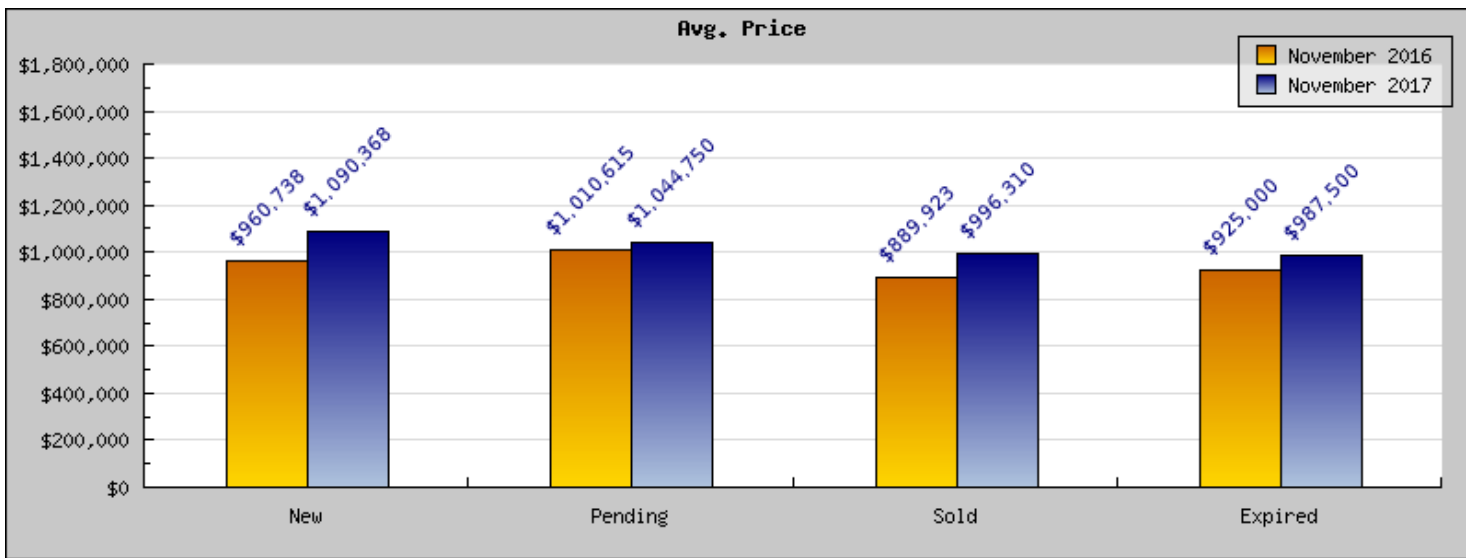
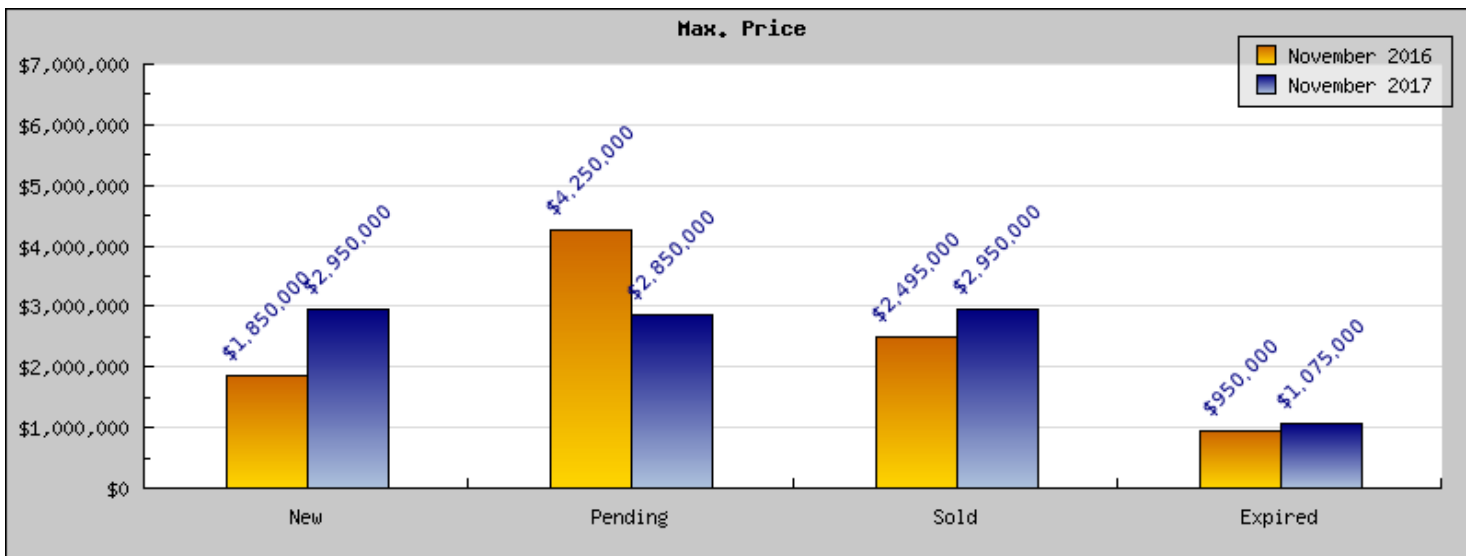
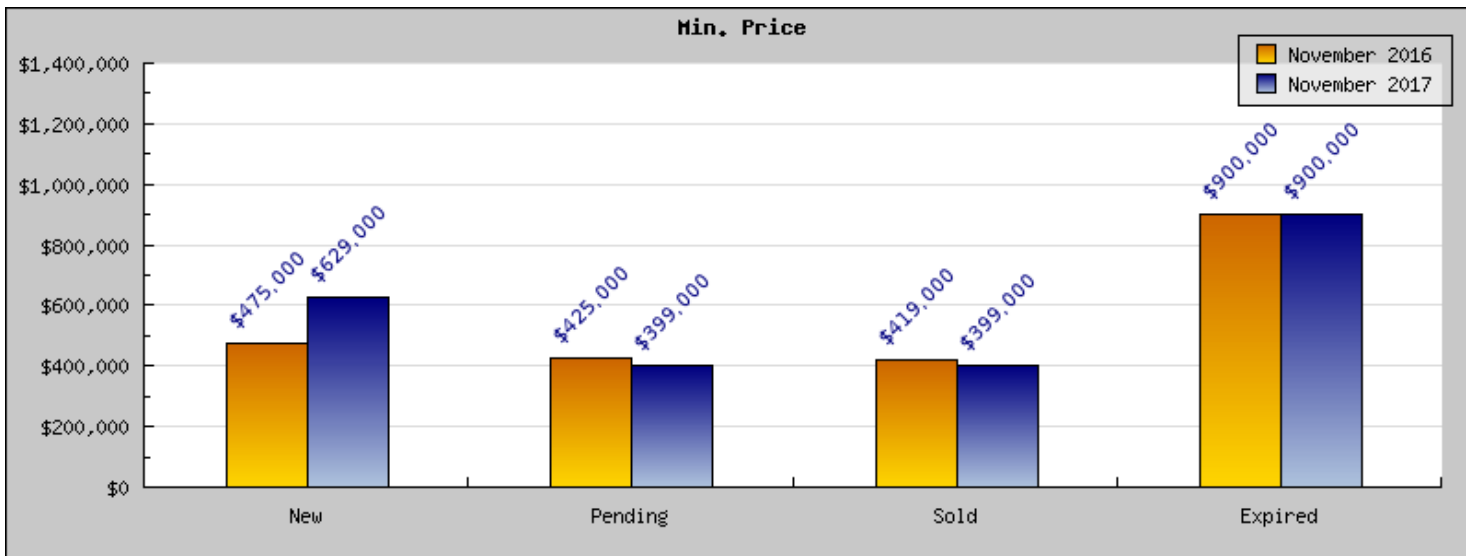
Status	Data	Total
Listings Added	Number of Listings	27
	Low Price	\$475,000
	High Price	\$1,850,000
	Average Price	\$960,738
	Median Price	\$971,111
Listings that went Pending	Number of Listings	50
	Low Price	\$425,000
	High Price	\$4,250,000
	Average Price	\$1,010,615
	Median Price	\$890,688
	Average DOM	21
Listings that Closed	Number of Listings	55
	Low Price	\$419,000
	High Price	\$2,495,000
	Average Price	\$889,923
	Median Price	\$869,345
	Average DOM	21
Listings that Expired	Number of Listings	2
	Low Price	\$900,000
	High Price	\$950,000
	Average Price	\$925,000
	Median Price	\$925,000
	Average DOM	194
Average Active Listing Count		38
Total Number of Listings (ADD, PND, CLSD, EXP)		134
Lowest Price		\$419,000
Highest Price		\$4,250,000
Average Price		\$946,569
Average DOM (PND, CLSD, EXP)		79

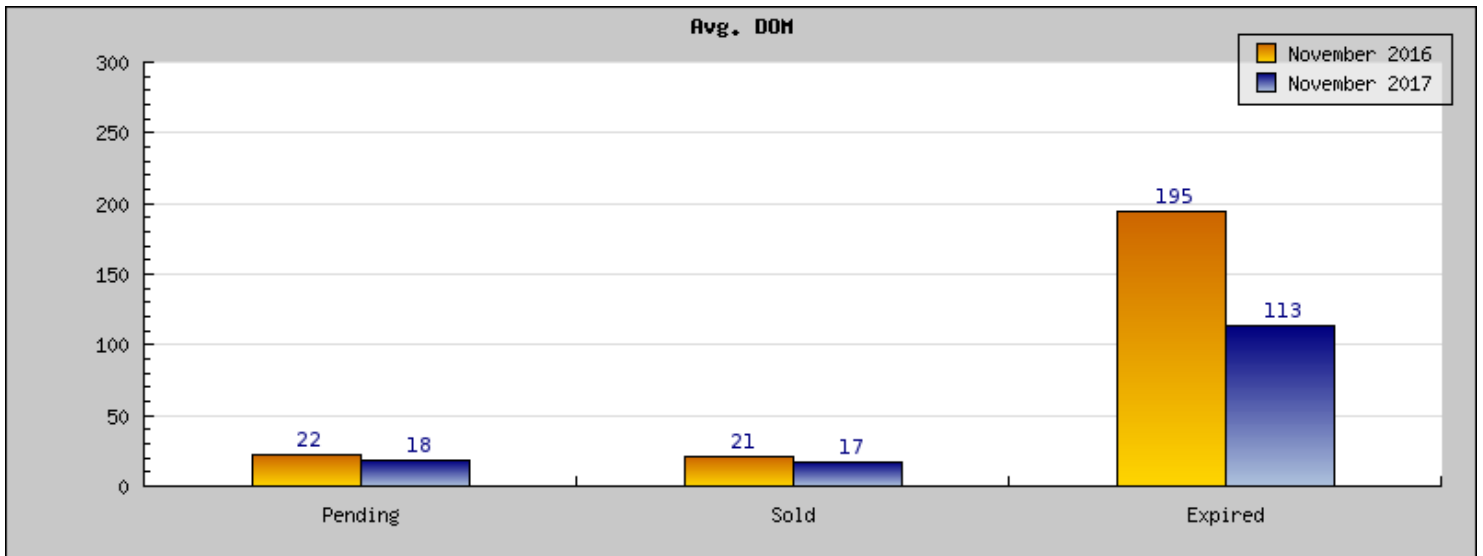
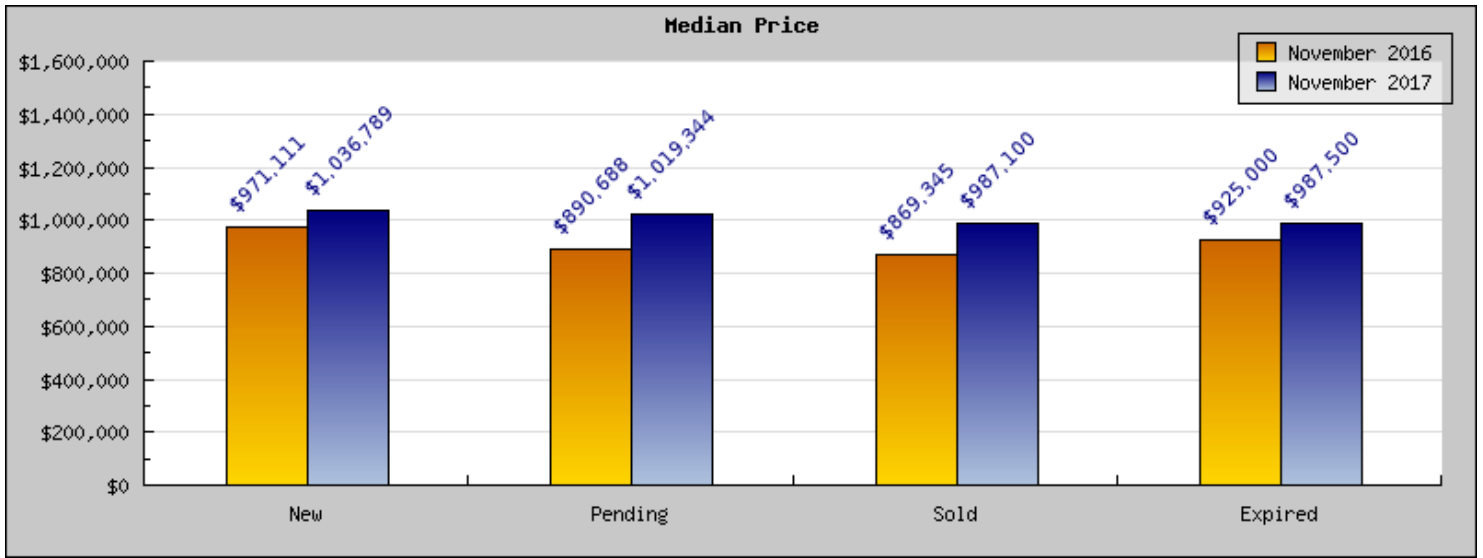
November 2017

Areas: Berkeley

Status	Data	Total
Listings Added	Number of Listings	34
	Low Price	\$629,000
	High Price	\$2,950,000
	Average Price	\$1,090,368
	Median Price	\$1,036,789
Listings that went Pending	Number of Listings	61
	Low Price	\$399,000
	High Price	\$2,850,000
	Average Price	\$1,044,750
	Median Price	\$1,019,344
	Average DOM	17
Listings that Closed	Number of Listings	60
	Low Price	\$399,000
	High Price	\$2,950,000
	Average Price	\$996,310
	Median Price	\$987,100
	Average DOM	17
Listings that Expired	Number of Listings	2
	Low Price	\$900,000
	High Price	\$1,075,000
	Average Price	\$987,500
	Median Price	\$987,500
	Average DOM	113
Average Active Listing Count		45
Total Number of Listings (ADD, PND, CLSD, EXP)		157
Lowest Price		\$399,000
Highest Price		\$2,950,000
Average Price		\$1,029,732
Average DOM (PND, CLSD, EXP)		49







November 2016

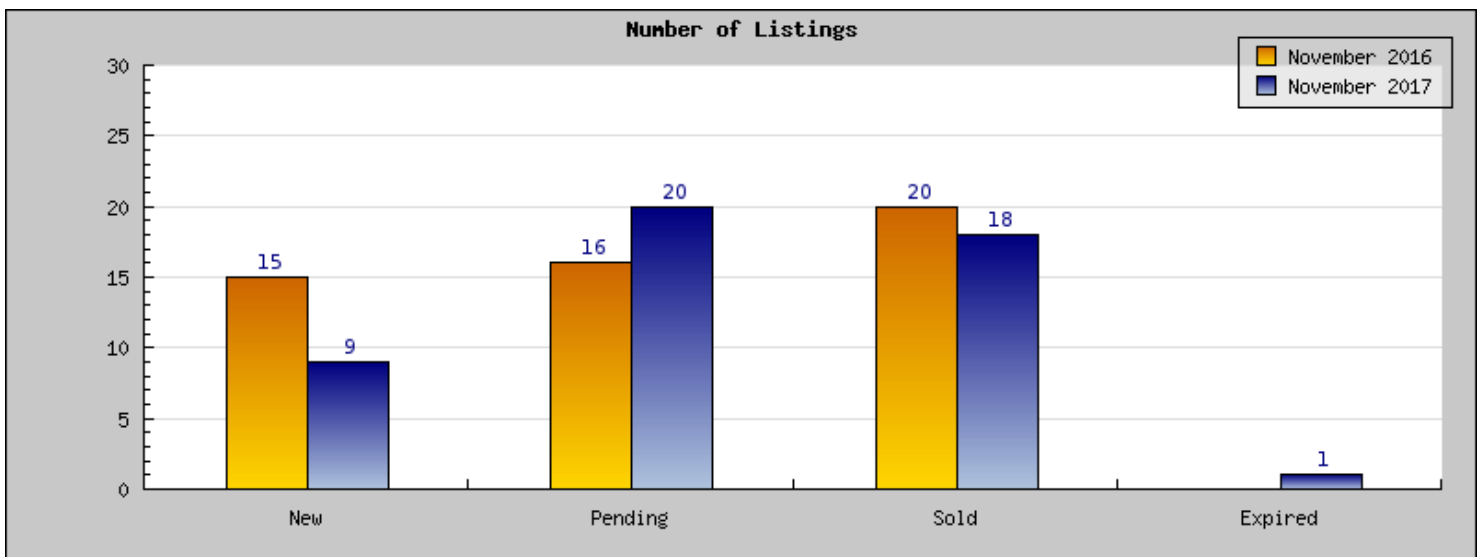
Areas: El Cerrito

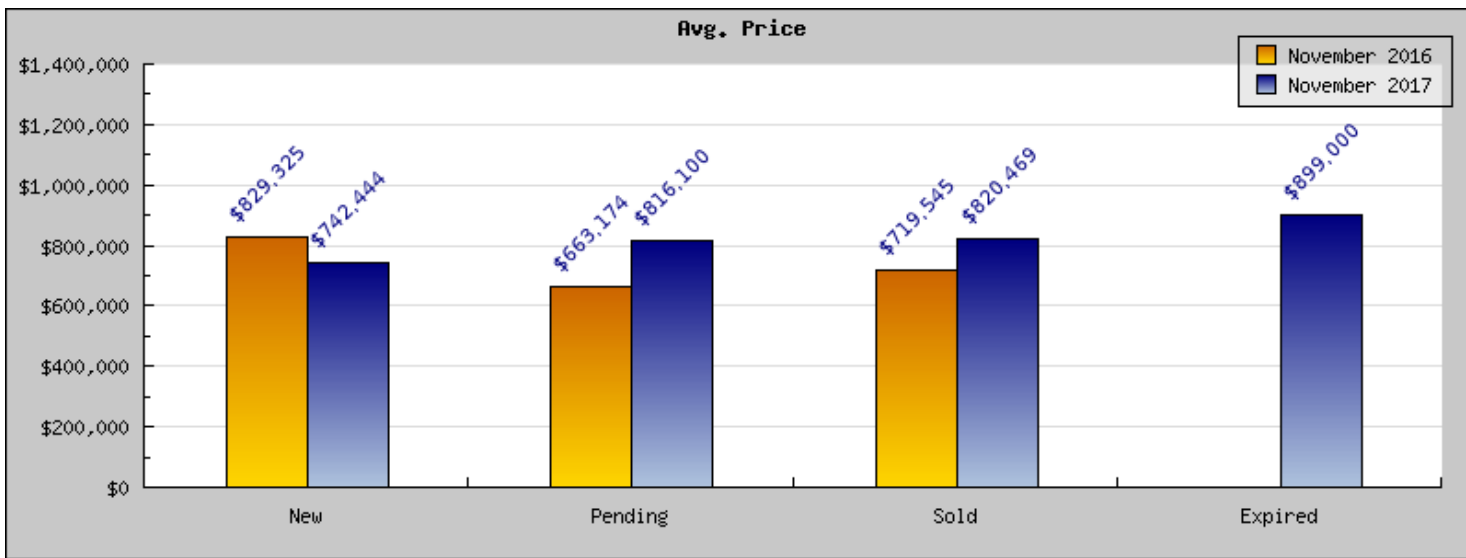
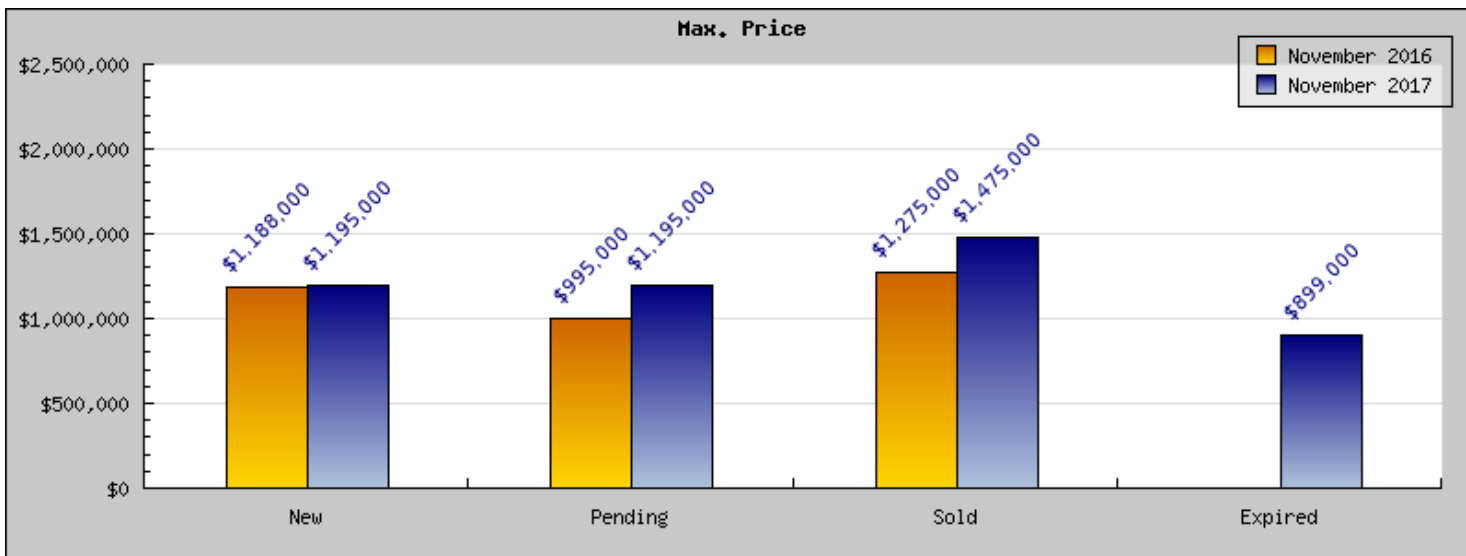
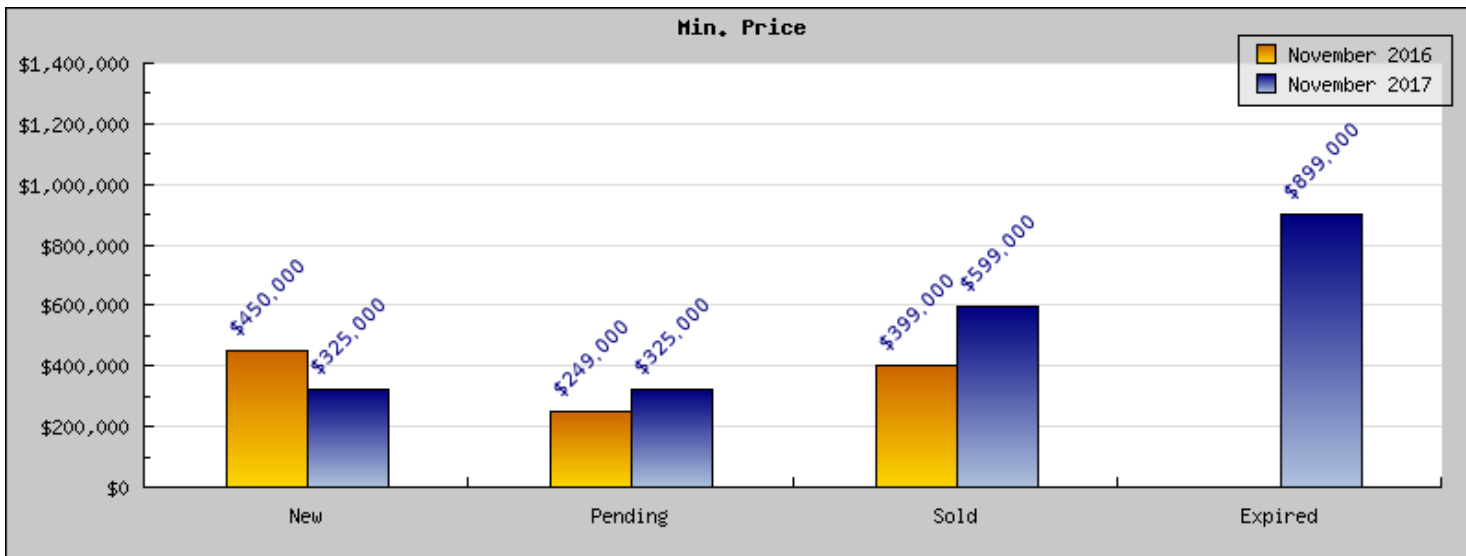
Status	Data	Total
Listings Added	Number of Listings	15
	Low Price	\$450,000
	High Price	\$1,188,000
	Average Price	\$829,325
	Median Price	\$785,000
Listings that went Pending	Number of Listings	16
	Low Price	\$249,000
	High Price	\$995,000
	Average Price	\$663,174
	Median Price	\$697,000
	Average DOM	24
Listings that Closed	Number of Listings	20
	Low Price	\$399,000
	High Price	\$1,275,000
	Average Price	\$719,545
	Median Price	\$699,000
	Average DOM	18
Listings that Expired	Number of Listings	
	Low Price	\$0
	High Price	\$0
	Average Price	\$0
	Median Price	\$0
	Average DOM	0
Average Active Listing Count		18
Total Number of Listings (ADD, PND, CLSD, EXP)		51
Lowest Price		\$0
Highest Price		\$1,275,000
Average Price		\$553,011
Average DOM (PND, CLSD, EXP)		14

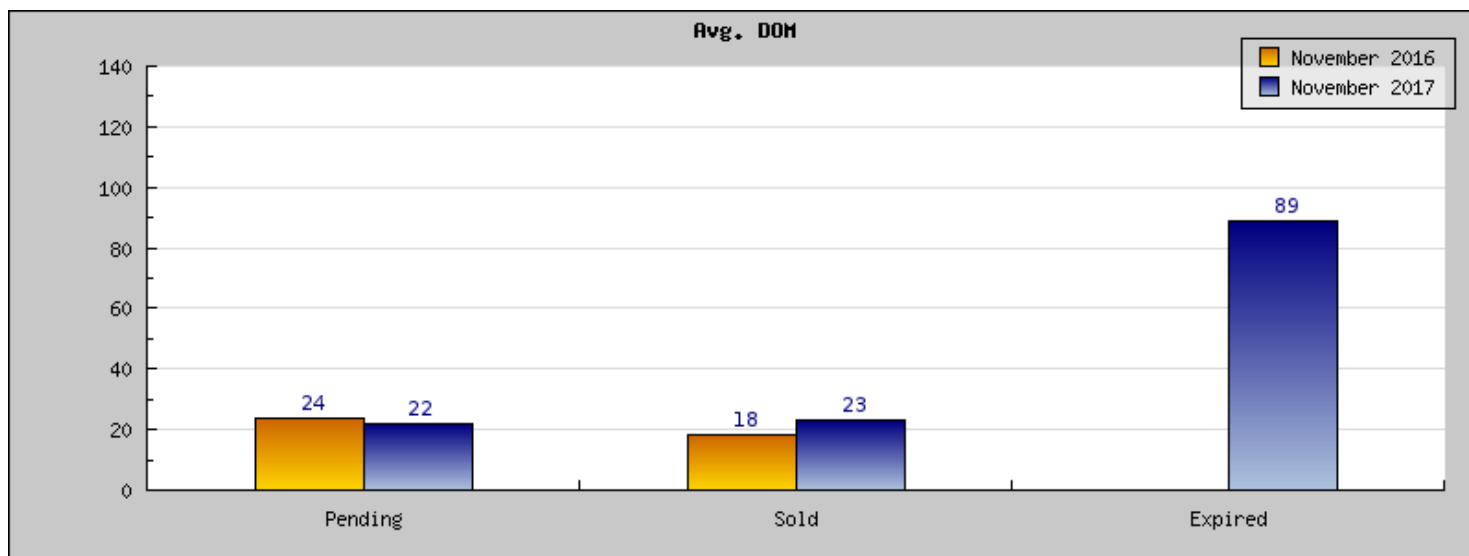
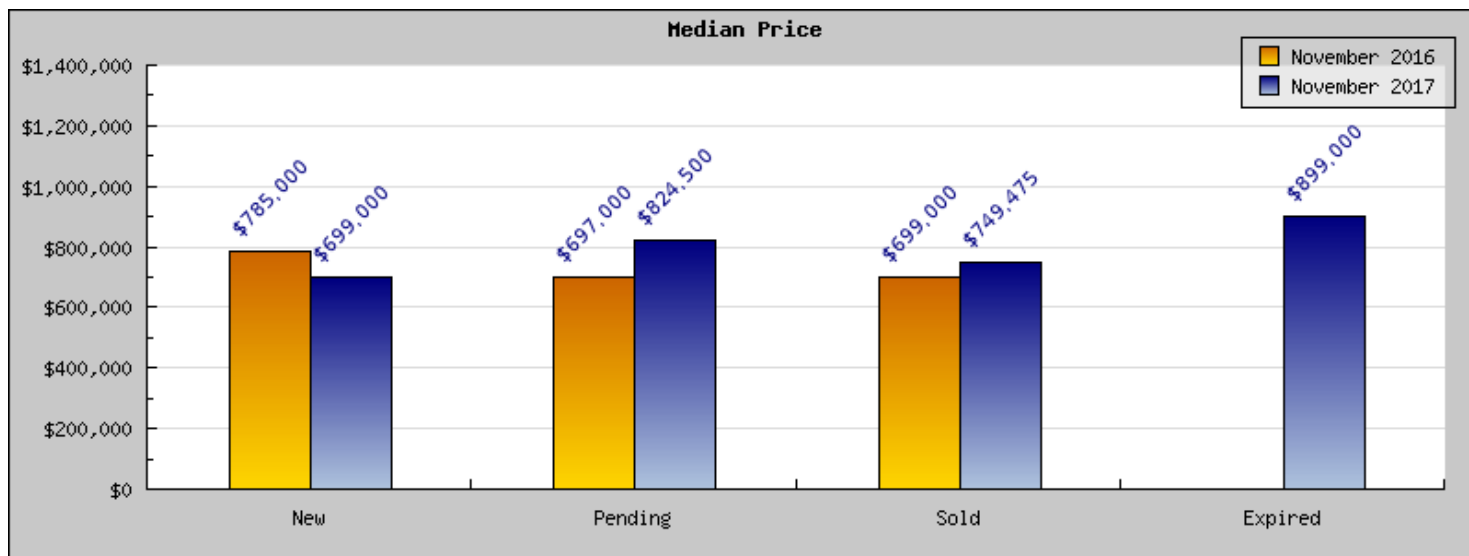
November 2017

Areas: El Cerrito

Status	Data	Total
Listings Added	Number of Listings	9
	Low Price	\$325,000
	High Price	\$1,195,000
	Average Price	\$742,444
	Median Price	\$699,000
Listings that went Pending	Number of Listings	20
	Low Price	\$325,000
	High Price	\$1,195,000
	Average Price	\$816,100
	Median Price	\$824,500
	Average DOM	22
Listings that Closed	Number of Listings	18
	Low Price	\$599,000
	High Price	\$1,475,000
	Average Price	\$820,469
	Median Price	\$749,475
	Average DOM	23
Listings that Expired	Number of Listings	1
	Low Price	\$899,000
	High Price	\$899,000
	Average Price	\$899,000
	Median Price	\$899,000
	Average DOM	89
Average Active Listing Count		17
Total Number of Listings (ADD, PND, CLSD, EXP)		48
Lowest Price		\$325,000
Highest Price		\$1,475,000
Average Price		\$819,503
Average DOM (PND, CLSD, EXP)		44







November 2016

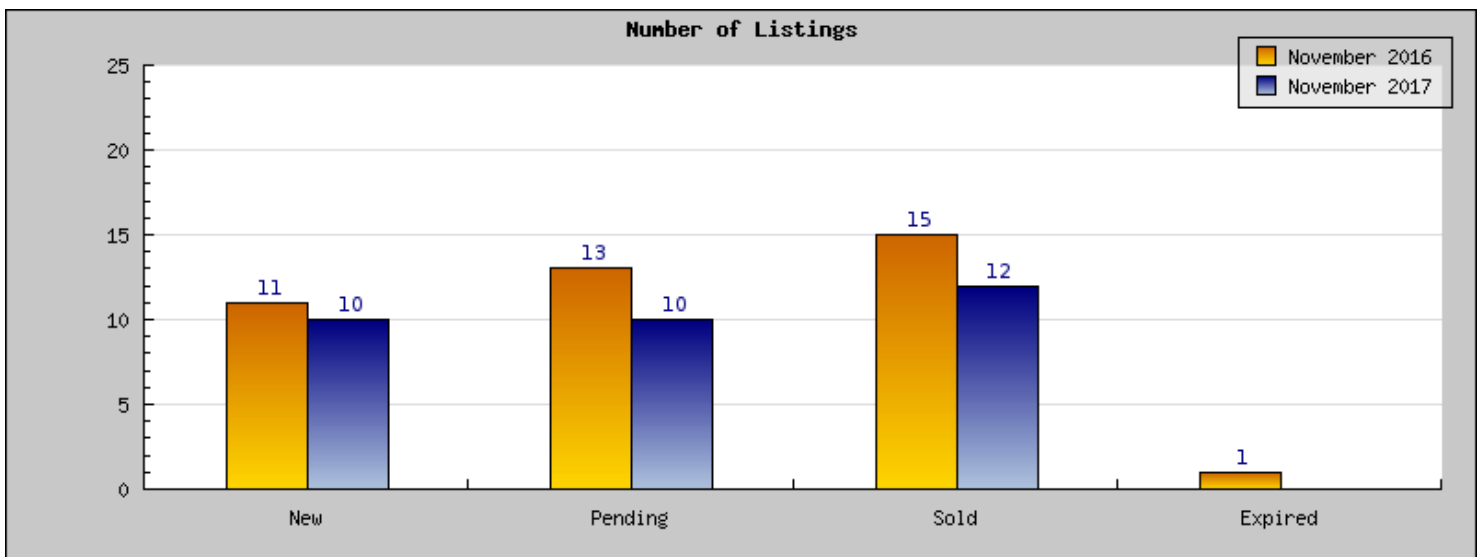
Areas: Emeryville

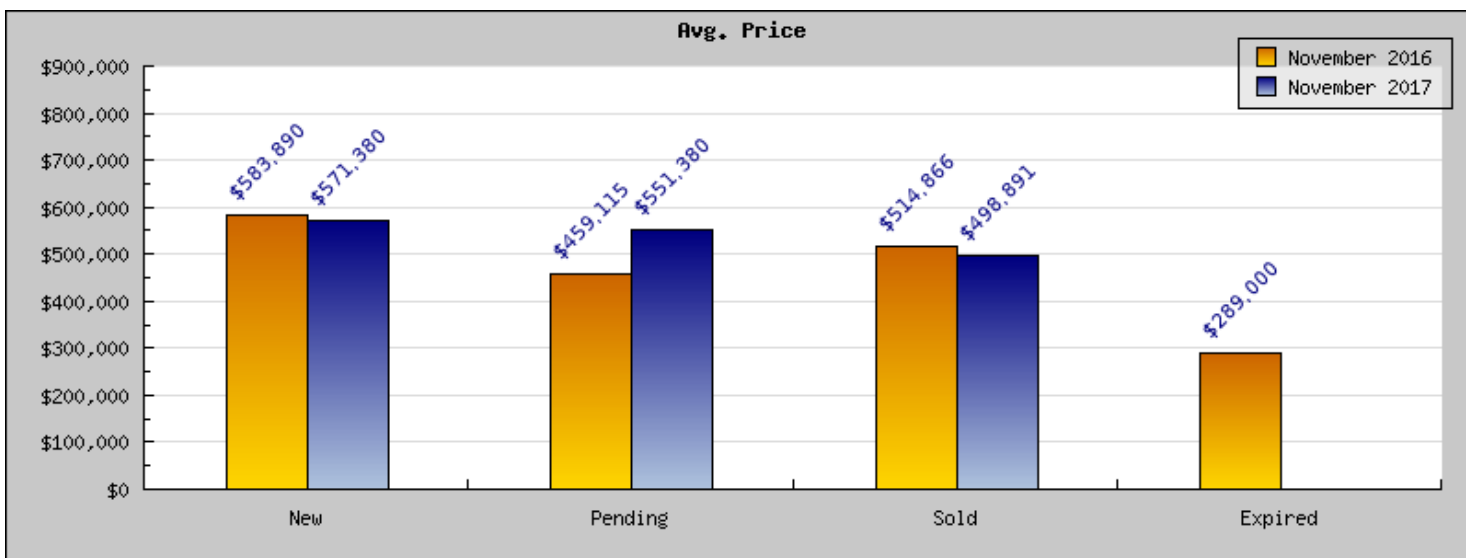
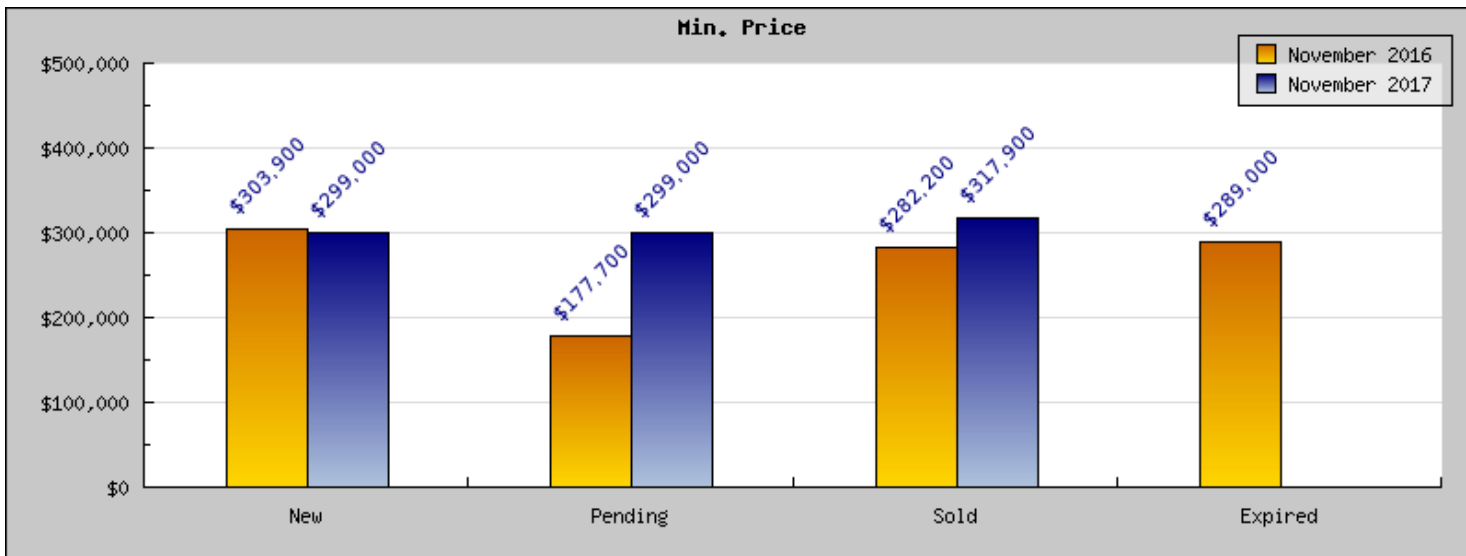
Status	Data	Total
Listings Added	Number of Listings	11
	Low Price	\$303,900
	High Price	\$829,000
	Average Price	\$583,890
	Median Price	\$595,000
Listings that went Pending	Number of Listings	13
	Low Price	\$177,700
	High Price	\$699,000
	Average Price	\$459,115
	Median Price	\$389,900
	Average DOM	35
Listings that Closed	Number of Listings	15
	Low Price	\$282,200
	High Price	\$749,500
	Average Price	\$514,866
	Median Price	\$565,000
	Average DOM	32
Listings that Expired	Number of Listings	1
	Low Price	\$289,000
	High Price	\$289,000
	Average Price	\$289,000
	Median Price	\$289,000
	Average DOM	132
Average Active Listing Count		12
Total Number of Listings (ADD, PND, CLSD, EXP)		40
Lowest Price		\$177,700
Highest Price		\$829,000
Average Price		\$461,718
Average DOM (PND, CLSD, EXP)		66

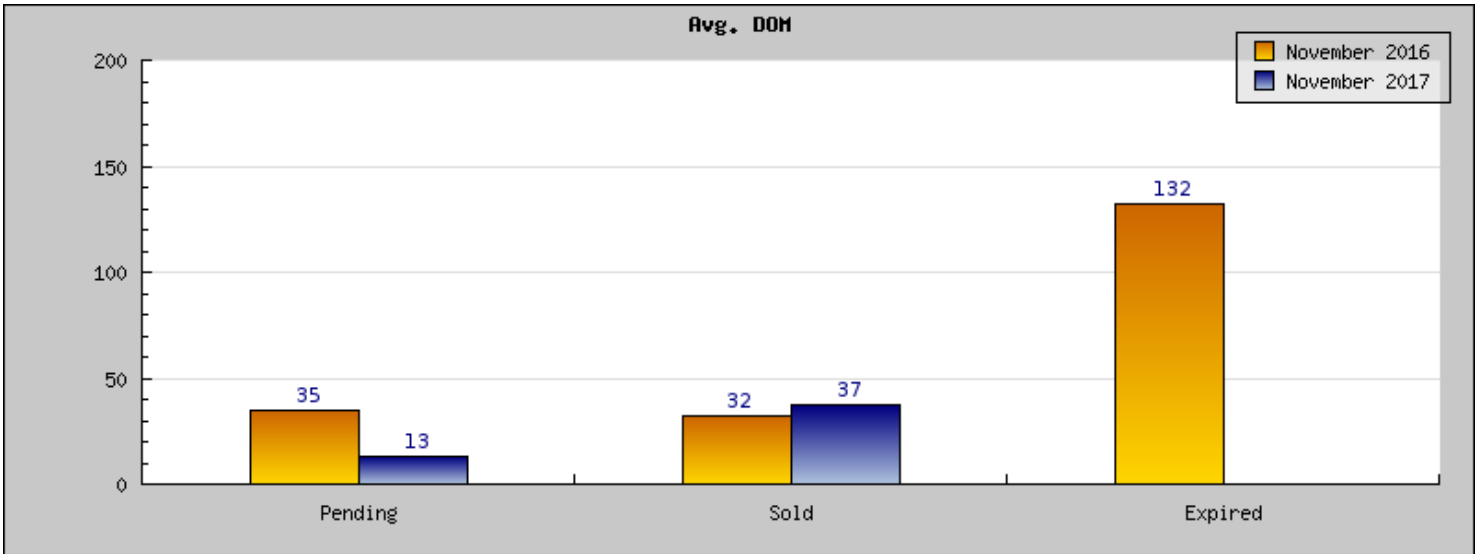
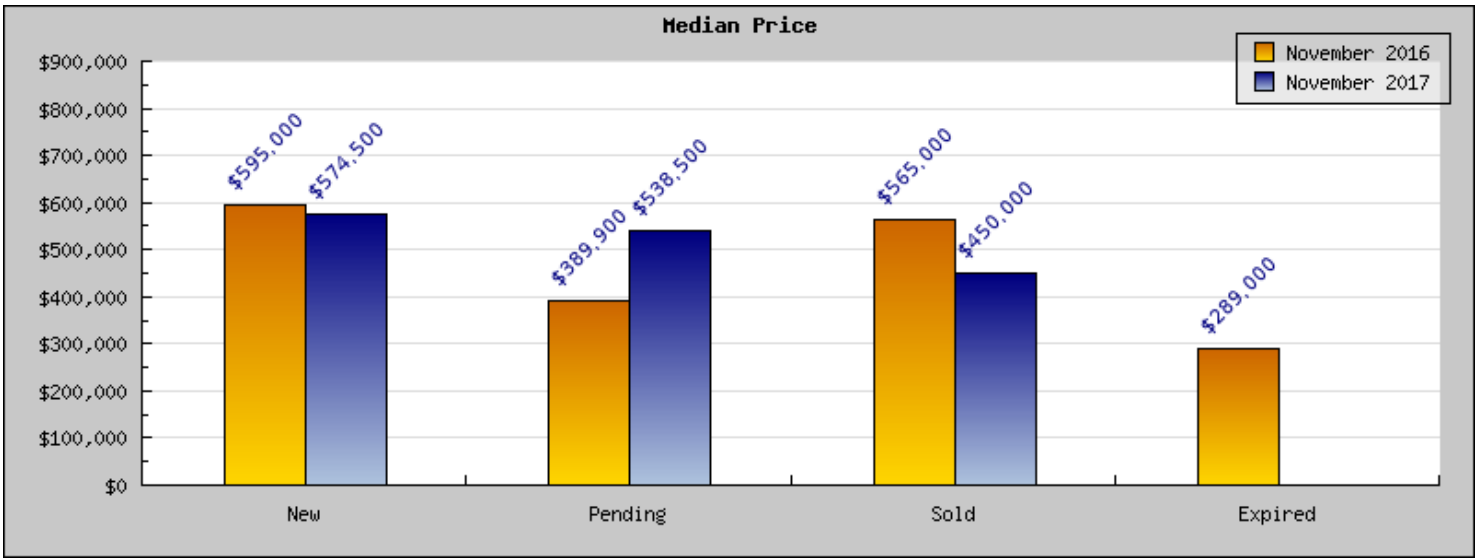
November 2017

Areas: Emeryville

Status	Data	Total
Listings Added	Number of Listings	10
	Low Price	\$299,000
	High Price	\$799,000
	Average Price	\$571,380
	Median Price	\$574,500
Listings that went Pending	Number of Listings	10
	Low Price	\$299,000
	High Price	\$799,000
	Average Price	\$551,380
	Median Price	\$538,500
	Average DOM	13
Listings that Closed	Number of Listings	12
	Low Price	\$317,900
	High Price	\$708,800
	Average Price	\$498,891
	Median Price	\$450,000
	Average DOM	37
Listings that Expired	Number of Listings	0
	Low Price	\$0
	High Price	\$0
	Average Price	\$0
	Median Price	\$0
	Average DOM	0
Average Active Listing Count		11
Total Number of Listings (ADD, PND, CLSD, EXP)		32
Lowest Price		\$0
Highest Price		\$799,000
Average Price		\$405,413
Average DOM (PND, CLSD, EXP)		16







November 2016

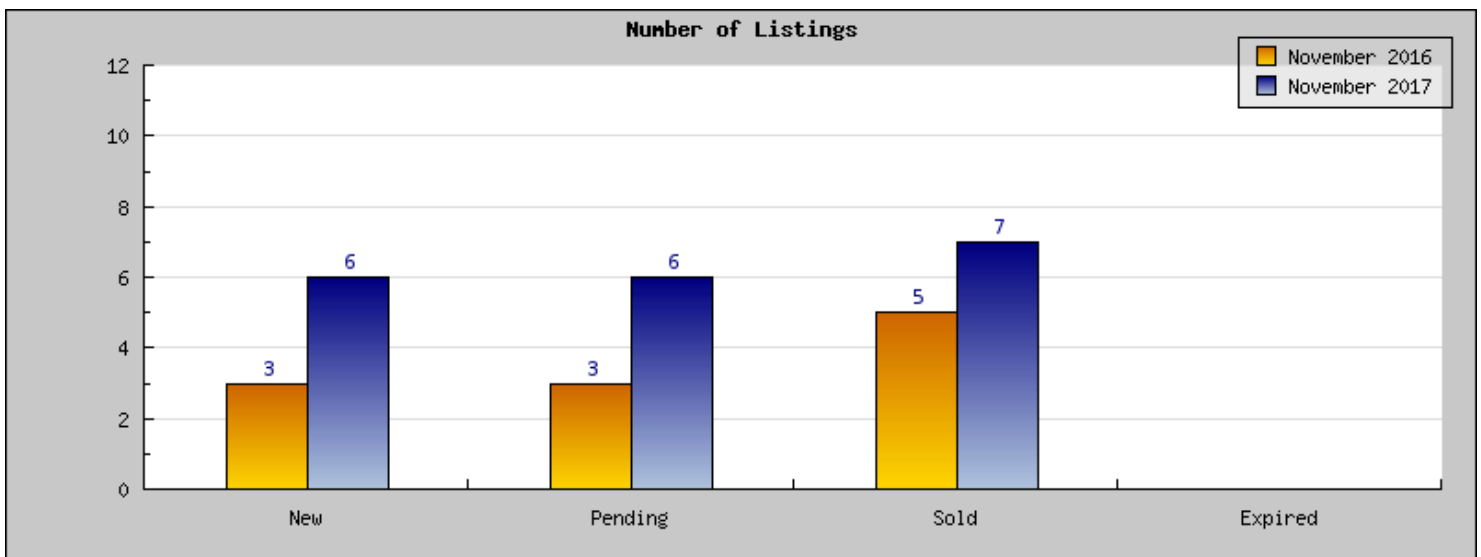
Areas: Kensington

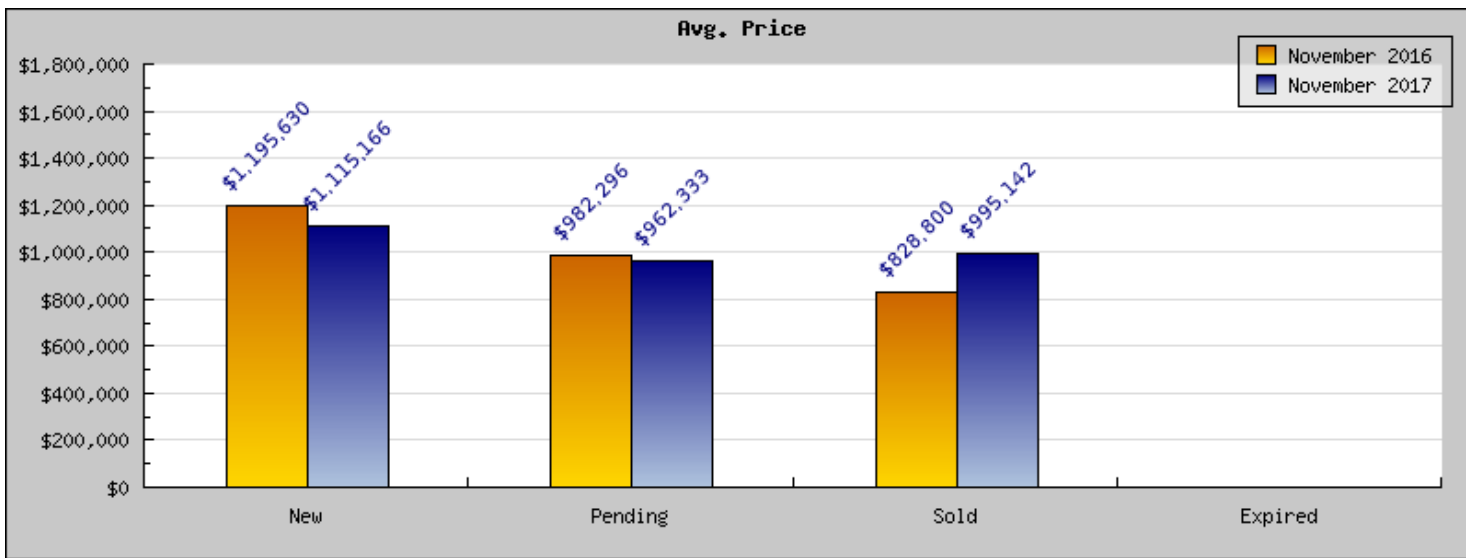
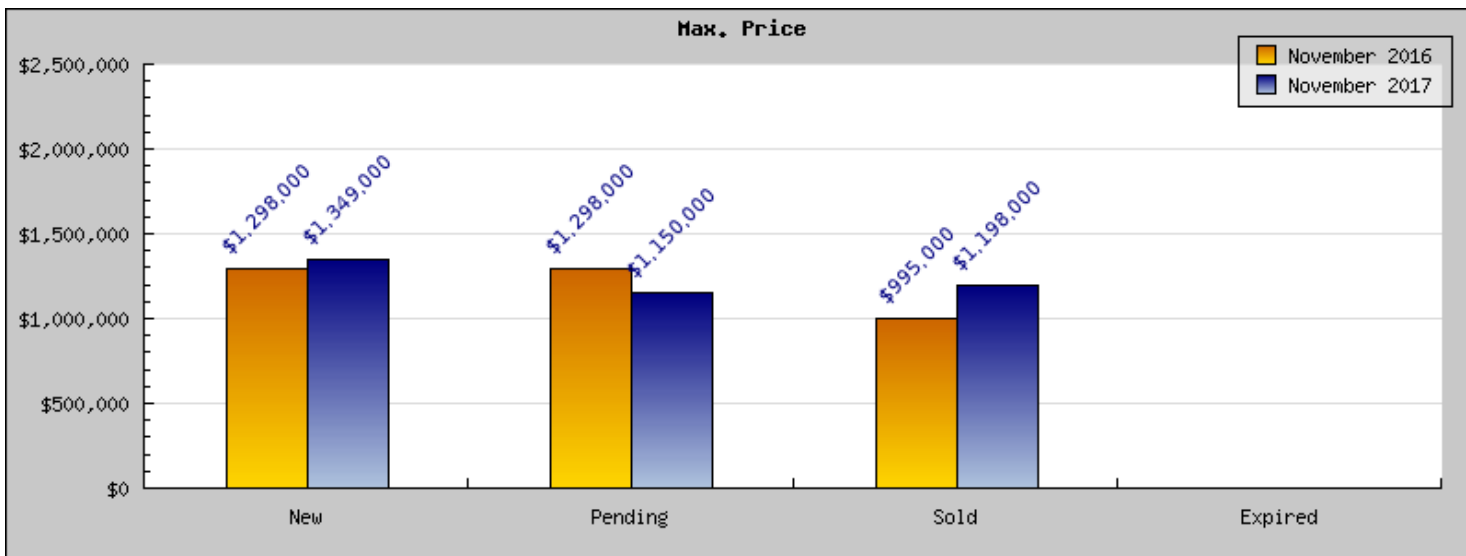
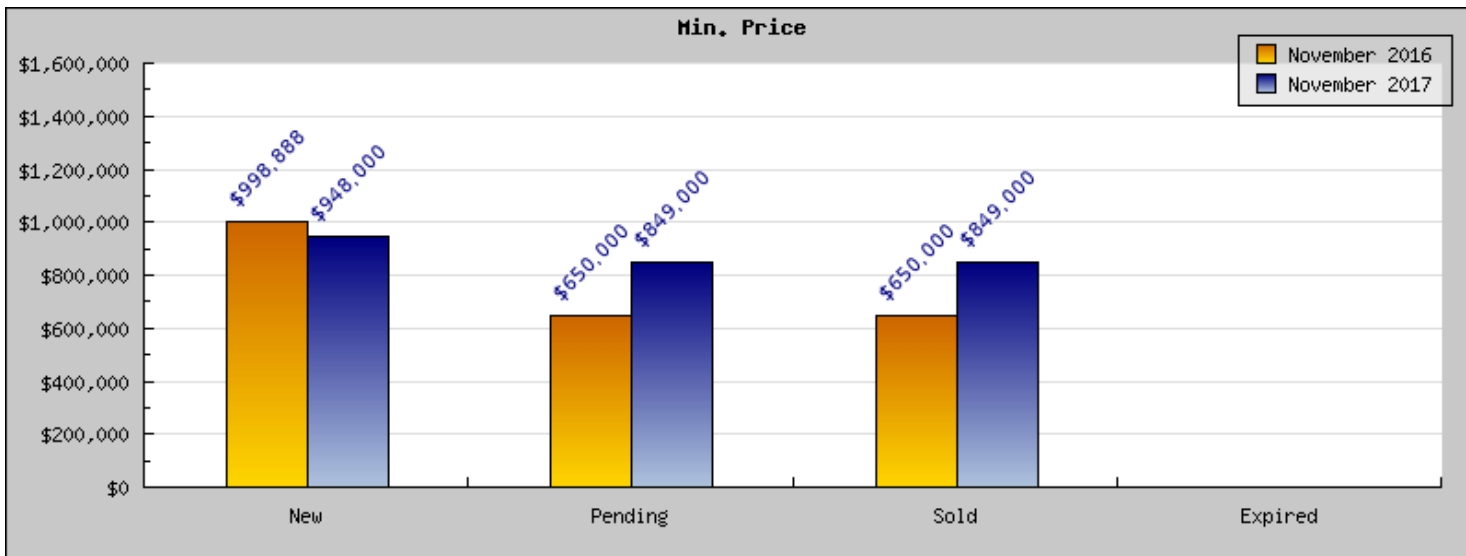
Status	Data	Total
Listings Added	Number of Listings	3
	Low Price	\$998,888
	High Price	\$1,298,000
	Average Price	\$1,195,630
	Median Price	\$1,290,000
Listings that went Pending	Number of Listings	3
	Low Price	\$650,000
	High Price	\$1,298,000
	Average Price	\$982,296
	Median Price	\$998,888
	Average DOM	16
Listings that Closed	Number of Listings	5
	Low Price	\$650,000
	High Price	\$995,000
	Average Price	\$828,800
	Median Price	\$799,000
	Average DOM	19
Listings that Expired	Number of Listings	
	Low Price	\$0
	High Price	\$0
	Average Price	\$0
	Median Price	\$0
	Average DOM	0
Average Active Listing Count		1
Total Number of Listings (ADD, PND, CLSD, EXP)		11
Lowest Price		\$0
Highest Price		\$1,298,000
Average Price		\$751,682
Average DOM (PND, CLSD, EXP)		11

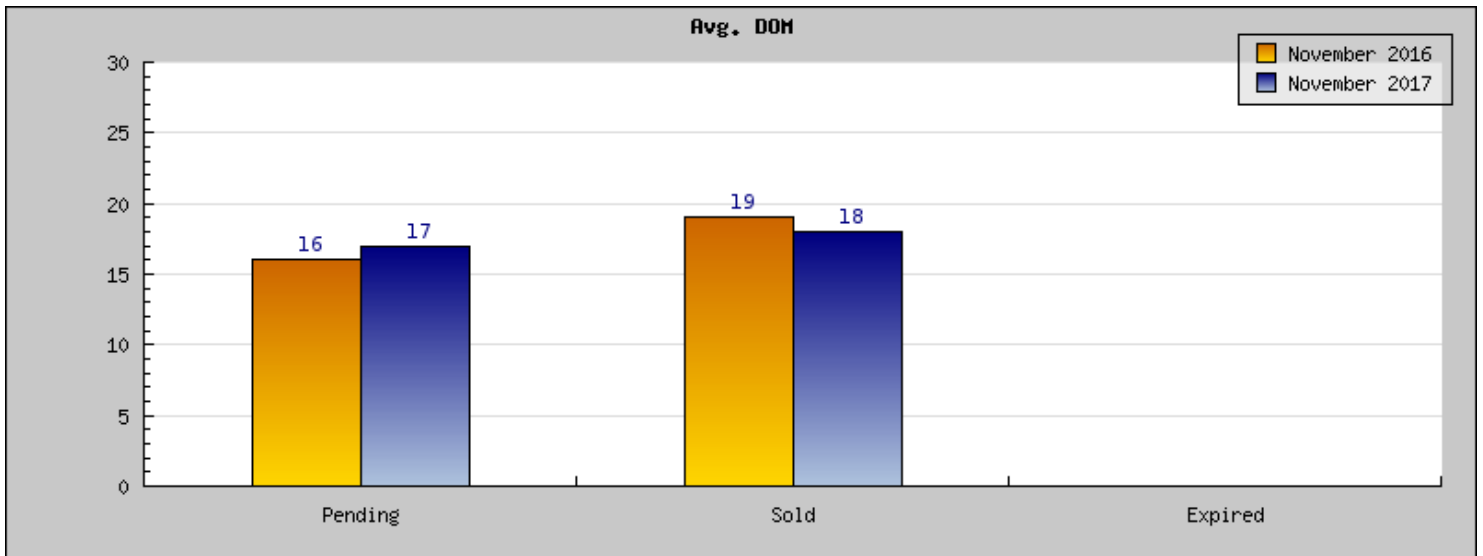
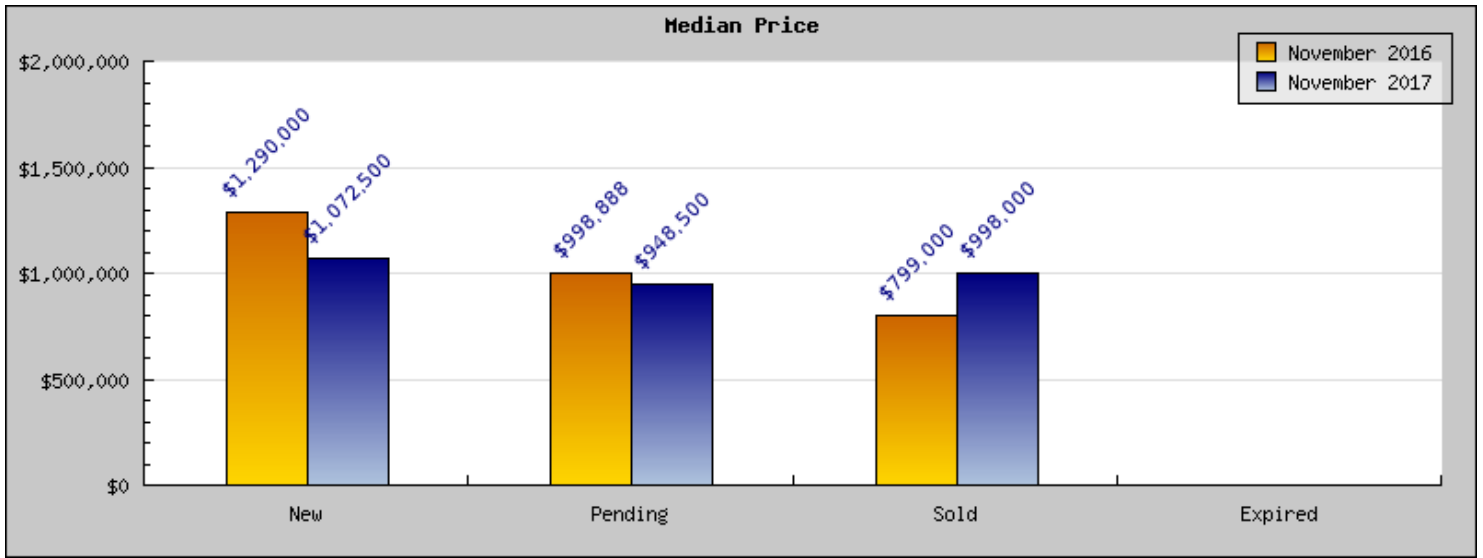
November 2017

Areas: Kensington

Status	Data	Total
Listings Added	Number of Listings	6
	Low Price	\$948,000
	High Price	\$1,349,000
	Average Price	\$1,115,166
	Median Price	\$1,072,500
Listings that went Pending	Number of Listings	6
	Low Price	\$849,000
	High Price	\$1,150,000
	Average Price	\$962,333
	Median Price	\$948,500
	Average DOM	17
Listings that Closed	Number of Listings	7
	Low Price	\$849,000
	High Price	\$1,198,000
	Average Price	\$995,142
	Median Price	\$998,000
	Average DOM	18
Listings that Expired	Number of Listings	
	Low Price	\$0
	High Price	\$0
	Average Price	\$0
	Median Price	\$0
	Average DOM	0
Average Active Listing Count		5
Total Number of Listings (ADD, PND, CLSD, EXP)		19
Lowest Price		\$0
Highest Price		\$1,349,000
Average Price		\$768,160
Average DOM (PND, CLSD, EXP)		11







November 2016

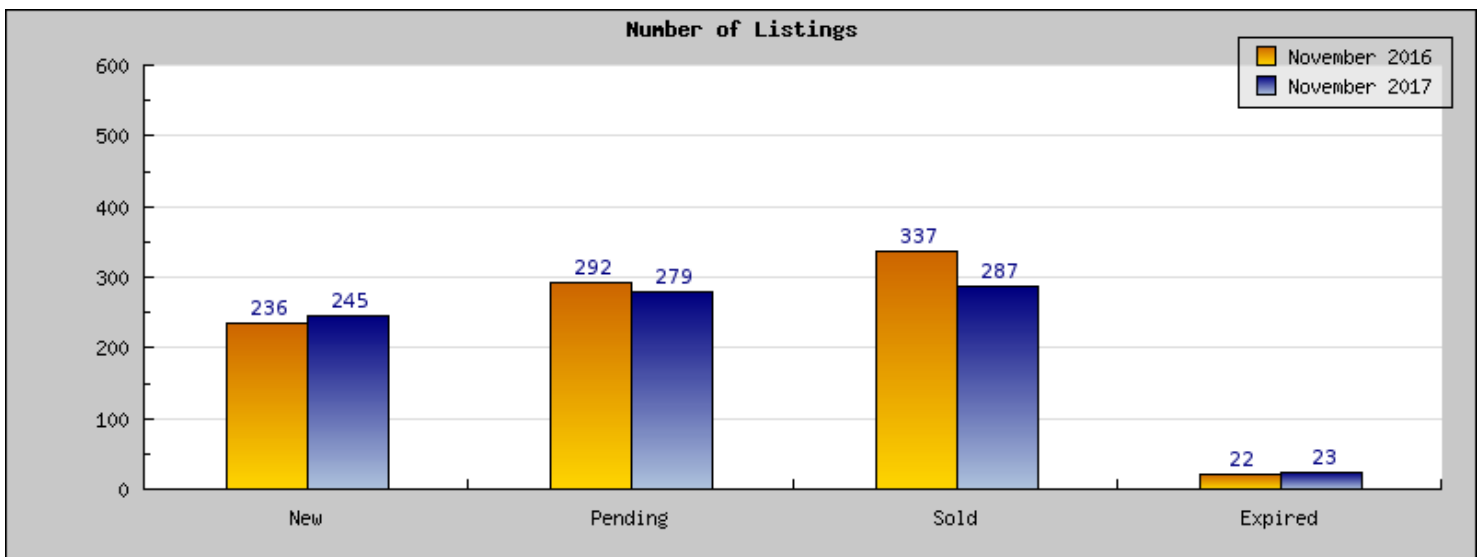
Areas: Oakland

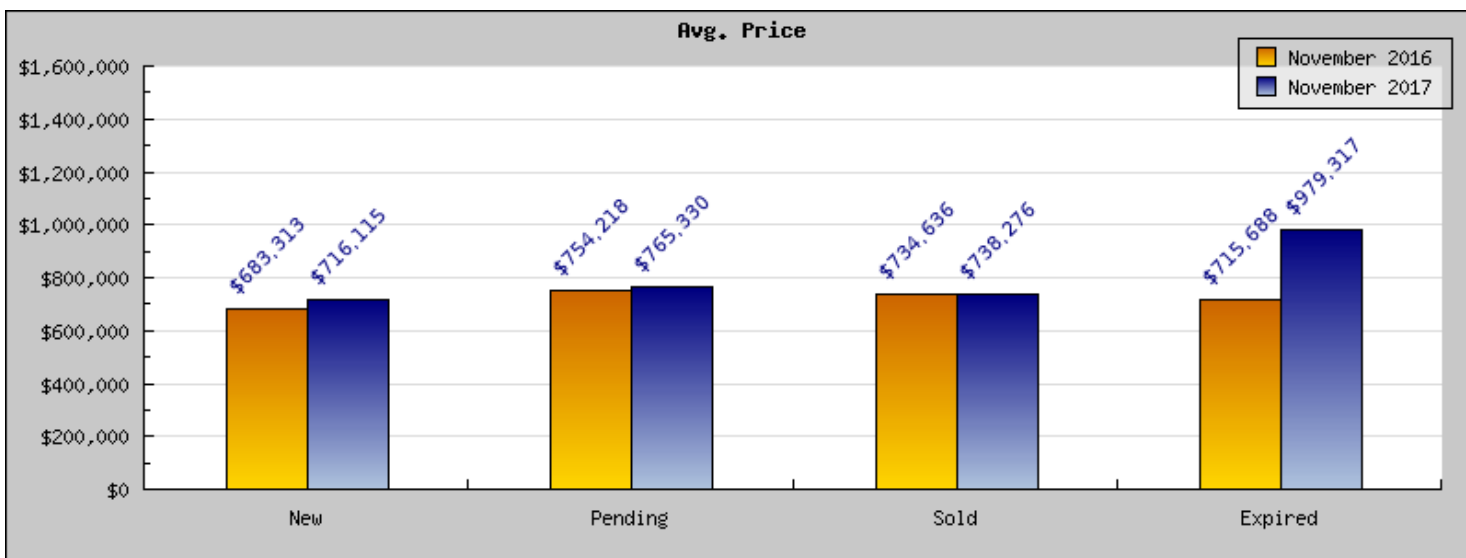
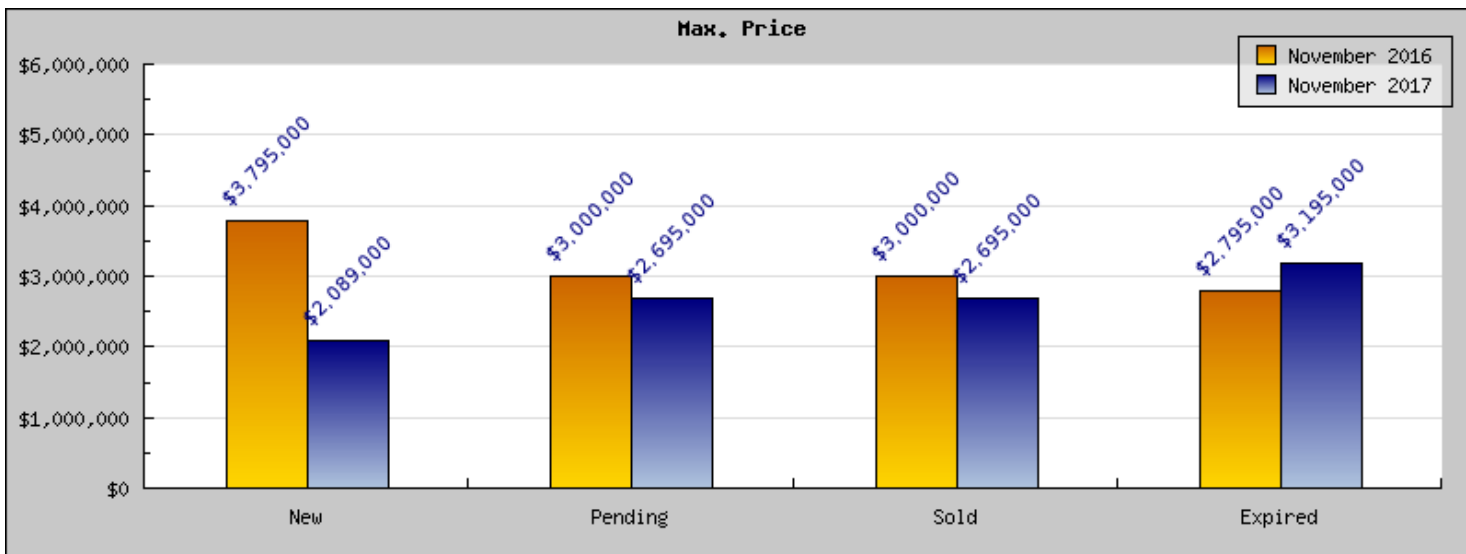
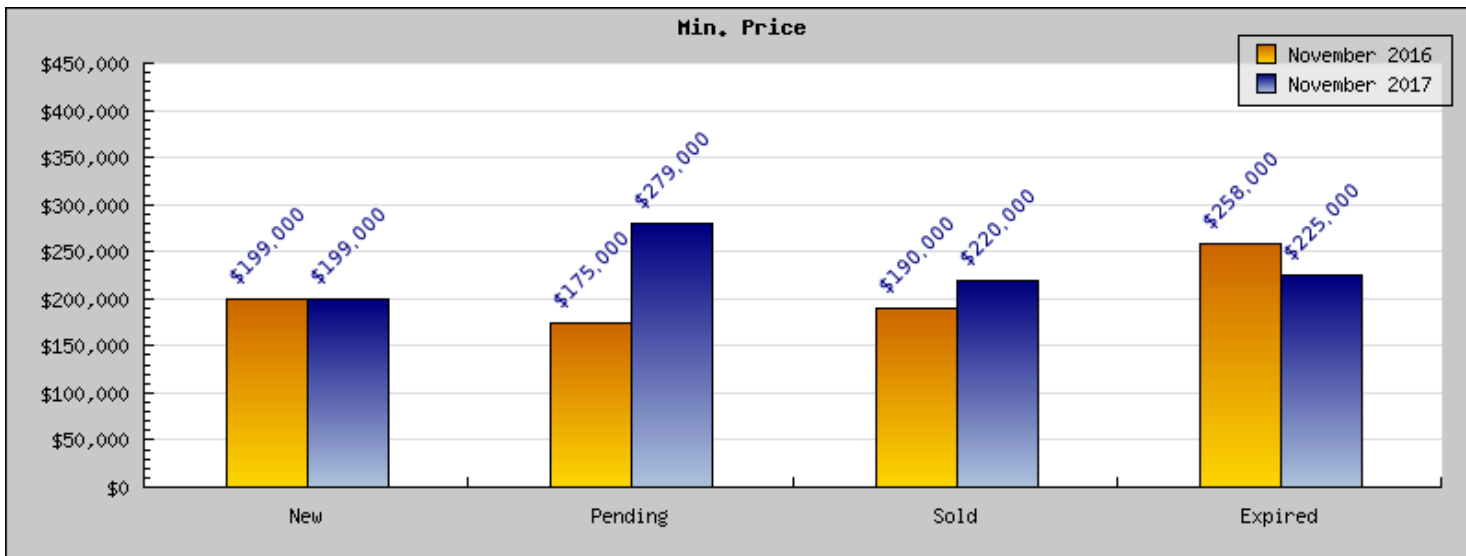
Status	Data	Total
Listings Added	Number of Listings	236
	Low Price	\$199,000
	High Price	\$3,795,000
	Average Price	\$683,313
	Median Price	\$615,875
Listings that went Pending	Number of Listings	292
	Low Price	\$175,000
	High Price	\$3,000,000
	Average Price	\$754,218
	Median Price	\$721,373
	Average DOM	34
Listings that Closed	Number of Listings	337
	Low Price	\$190,000
	High Price	\$3,000,000
	Average Price	\$734,636
	Median Price	\$721,928
	Average DOM	27
Listings that Expired	Number of Listings	22
	Low Price	\$258,000
	High Price	\$2,795,000
	Average Price	\$715,688
	Median Price	\$703,224
	Average DOM	94
Average Active Listing Count		387
Total Number of Listings (ADD, PND, CLSD, EXP)		887
Lowest Price		\$175,000
Highest Price		\$3,795,000
Average Price		\$721,964
Average DOM (PND, CLSD, EXP)		52

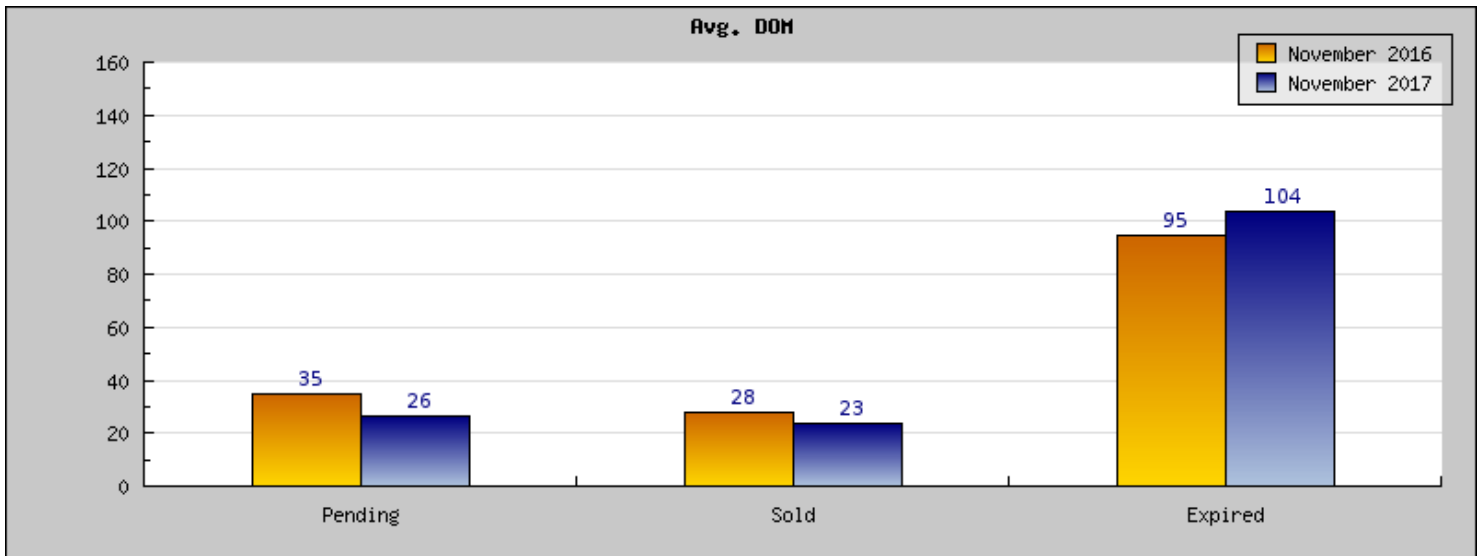
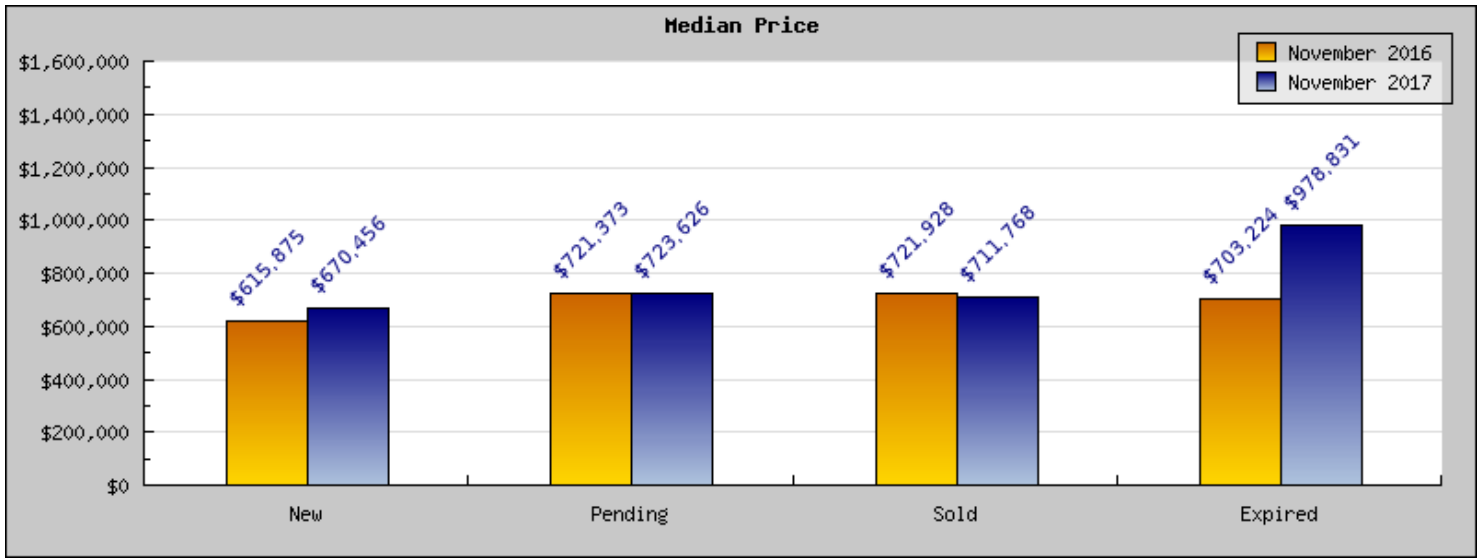
November 2017

Areas: Oakland

Status	Data	Total
Listings Added	Number of Listings	245
	Low Price	\$199,000
	High Price	\$2,089,000
	Average Price	\$716,115
	Median Price	\$670,456
Listings that went Pending	Number of Listings	279
	Low Price	\$279,000
	High Price	\$2,695,000
	Average Price	\$765,330
	Median Price	\$723,626
	Average DOM	26
Listings that Closed	Number of Listings	287
	Low Price	\$220,000
	High Price	\$2,695,000
	Average Price	\$738,276
	Median Price	\$711,768
	Average DOM	23
Listings that Expired	Number of Listings	23
	Low Price	\$225,000
	High Price	\$3,195,000
	Average Price	\$979,317
	Median Price	\$978,831
	Average DOM	103
Average Active Listing Count		353
Total Number of Listings (ADD, PND, CLSD, EXP)		834
Lowest Price		\$199,000
Highest Price		\$3,195,000
Average Price		\$799,760
Average DOM (PND, CLSD, EXP)		51







November 2016

Areas: Piedmont

Status	Data	Total
Listings Added	Number of Listings	6
	Low Price	\$795,000
	High Price	\$3,895,000
	Average Price	\$1,735,500
	Median Price	\$1,414,500
Listings that went Pending	Number of Listings	9
	Low Price	\$795,000
	High Price	\$3,895,000
	Average Price	\$1,683,670
	Median Price	\$1,599,000
	Average DOM	12
Listings that Closed	Number of Listings	8
	Low Price	\$949,000
	High Price	\$2,450,000
	Average Price	\$1,405,115
	Median Price	\$1,312,500
	Average DOM	16
Listings that Expired	Number of Listings	
	Low Price	\$0
	High Price	\$0
	Average Price	\$0
	Median Price	\$0
	Average DOM	0
Average Active Listing Count		7
Total Number of Listings (ADD, PND, CLSD, EXP)		23
Lowest Price		\$0
Highest Price		\$3,895,000
Average Price		\$1,206,071
Average DOM (PND, CLSD, EXP)		9

November 2017

Areas: Piedmont

Status	Data	Total
Listings Added	Number of Listings	6
	Low Price	\$1,395,000
	High Price	\$5,975,000
	Average Price	\$2,456,875
	Median Price	\$2,051,250
Listings that went Pending	Number of Listings	9
	Low Price	\$1,475,000
	High Price	\$5,975,000
	Average Price	\$2,204,143
	Median Price	\$2,040,000
	Average DOM	11
Listings that Closed	Number of Listings	15
	Low Price	\$929,000
	High Price	\$5,975,000
	Average Price	\$1,952,472
	Median Price	\$1,808,167
	Average DOM	12
Listings that Expired	Number of Listings	
	Low Price	\$0
	High Price	\$0
	Average Price	\$0
	Median Price	\$0
	Average DOM	0
Average Active Listing Count		7
Total Number of Listings (ADD, PND, CLSD, EXP)		30
Lowest Price		\$0
Highest Price		\$5,975,000
Average Price		\$1,653,372
Average DOM (PND, CLSD, EXP)		8

