

## January 2017

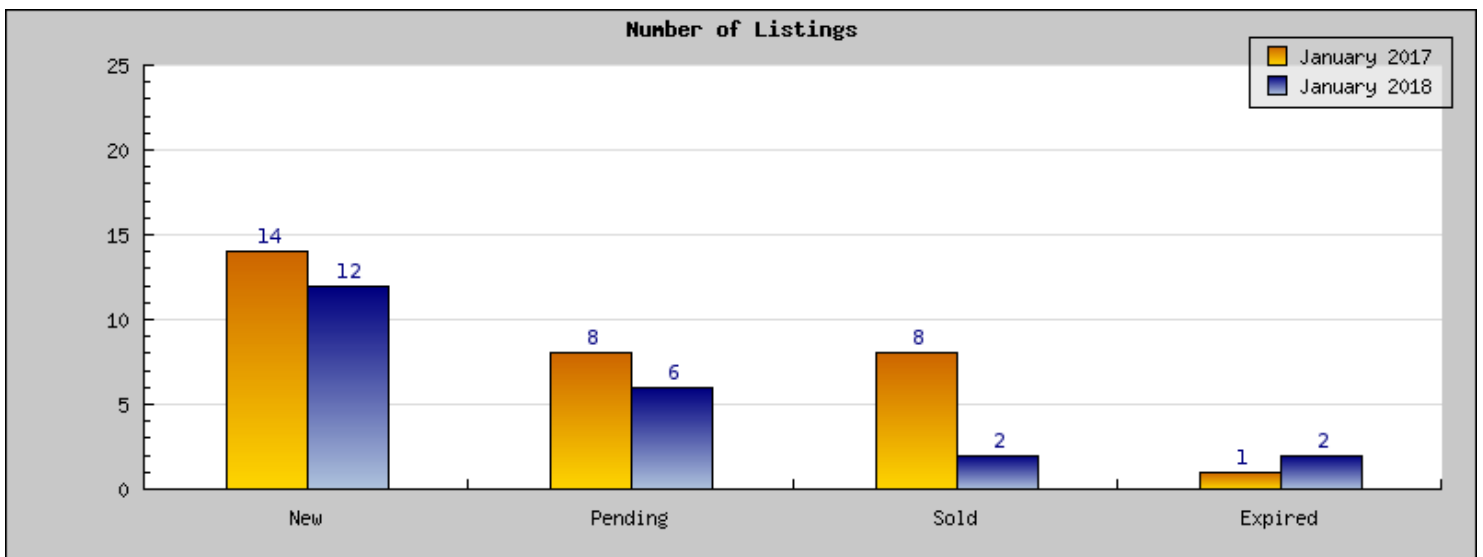
Areas: Albany

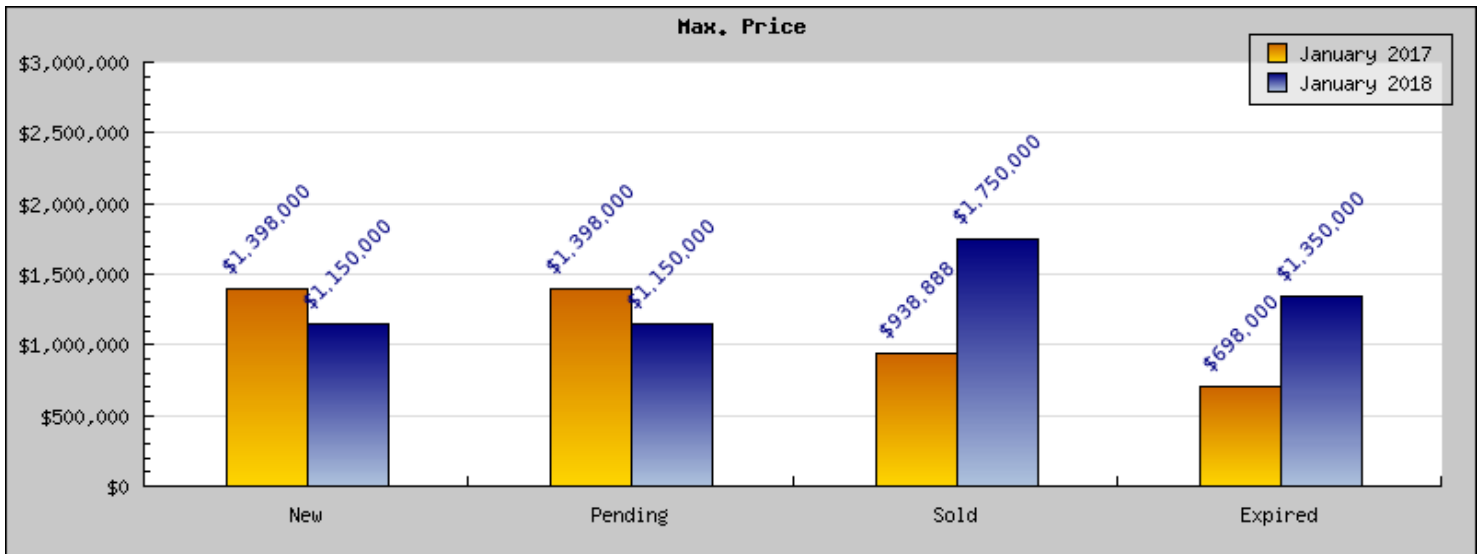
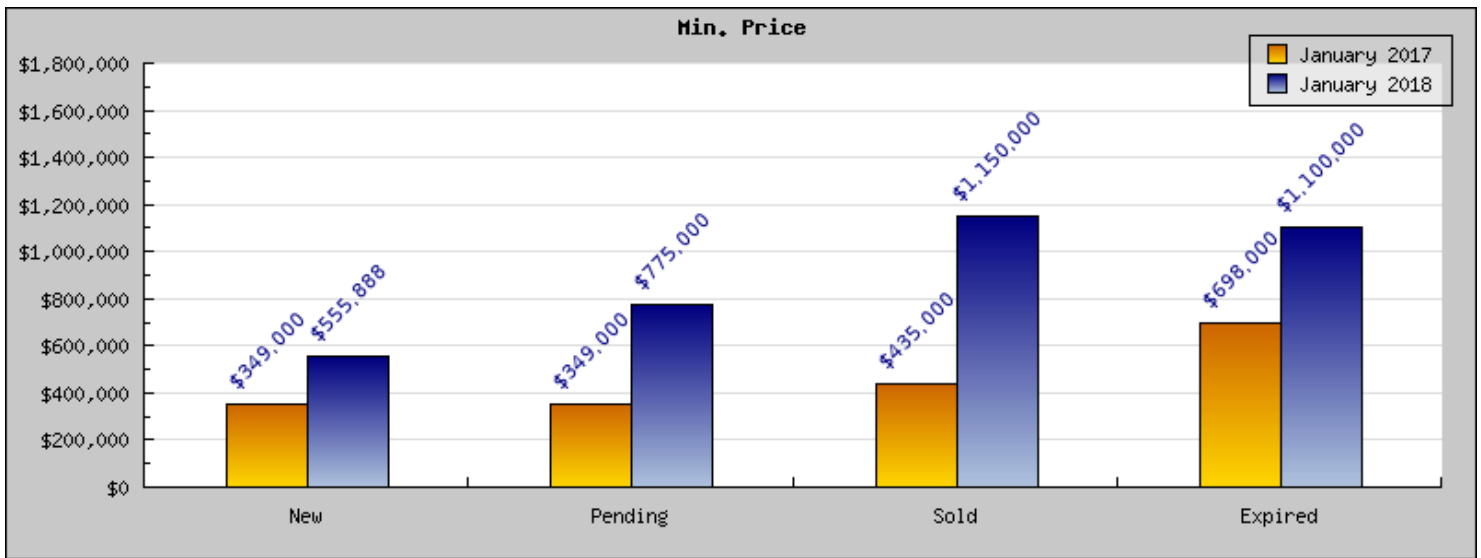
Status	Data	Total
Listings Added	Number of Listings	14
	Low Price	\$349,000
	High Price	\$1,398,000
	Average Price	\$638,964
	Median Price	\$542,500
Listings that went Pending	Number of Listings	8
	Low Price	\$349,000
	High Price	\$1,398,000
	Average Price	\$645,000
	Median Price	\$539,500
	Average DOM	9
Listings that Closed	Number of Listings	8
	Low Price	\$435,000
	High Price	\$938,888
	Average Price	\$714,973
	Median Price	\$769,500
	Average DOM	34
Listings that Expired	Number of Listings	1
	Low Price	\$698,000
	High Price	\$698,000
	Average Price	\$698,000
	Median Price	\$698,000
	Average DOM	178
Average Active Listing Count		7
Total Number of Listings (ADD, PND, CLSD, EXP)		31
Lowest Price		\$349,000
Highest Price		\$1,398,000
Average Price		\$674,234
Average DOM (PND, CLSD, EXP)		73

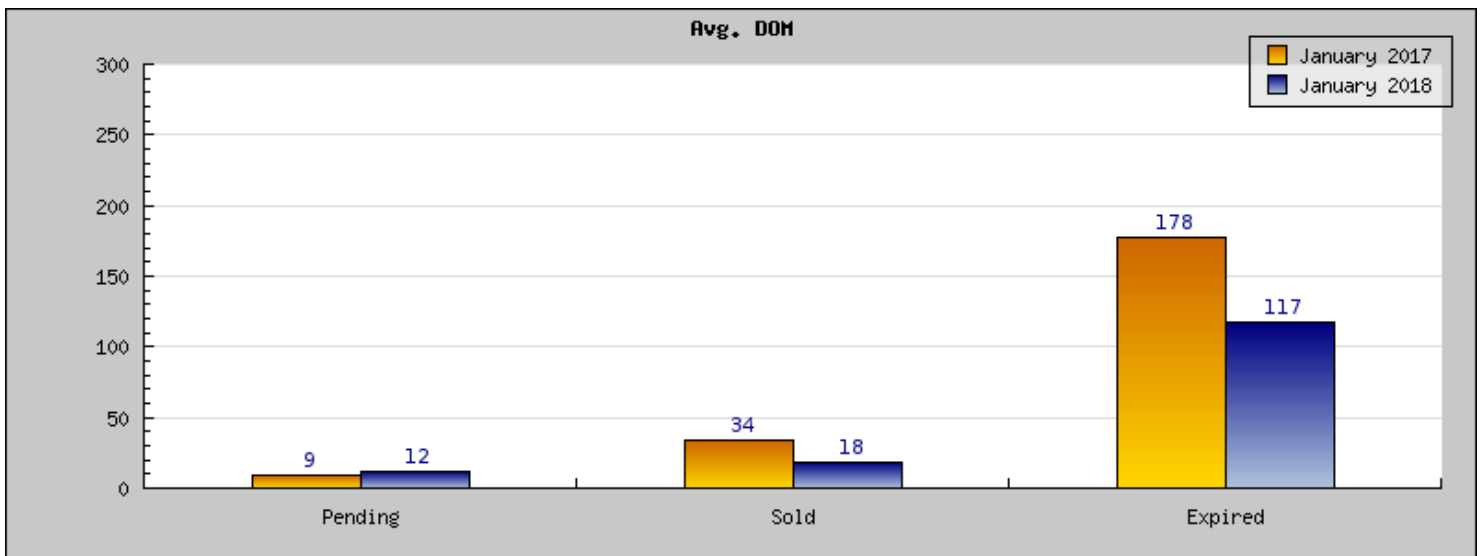
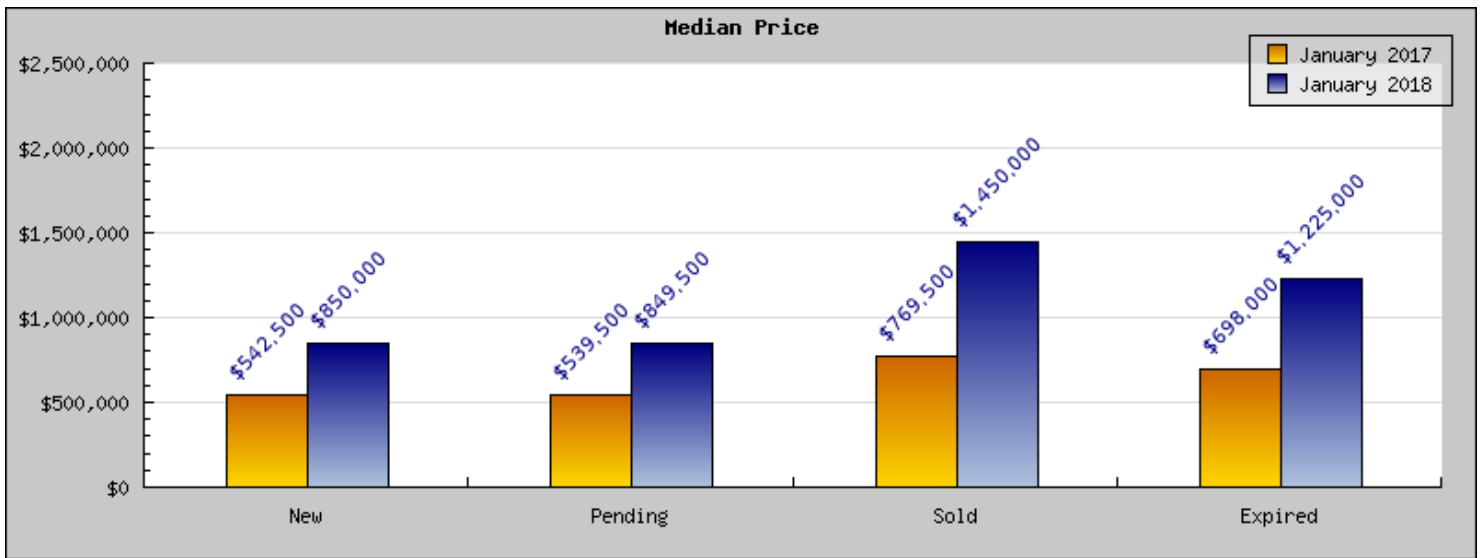
## January 2018

Areas: Albany

Status	Data	Total
Listings Added	Number of Listings	12
	Low Price	\$555,888
	High Price	\$1,150,000
	Average Price	\$845,573
	Median Price	\$850,000
Listings that went Pending	Number of Listings	6
	Low Price	\$775,000
	High Price	\$1,150,000
	Average Price	\$901,499
	Median Price	\$849,500
	Average DOM	12
Listings that Closed	Number of Listings	2
	Low Price	\$1,150,000
	High Price	\$1,750,000
	Average Price	\$1,450,000
	Median Price	\$1,450,000
	Average DOM	18
Listings that Expired	Number of Listings	2
	Low Price	\$1,100,000
	High Price	\$1,350,000
	Average Price	\$1,225,000
	Median Price	\$1,225,000
	Average DOM	117
Average Active Listing Count		3
Total Number of Listings (ADD, PND, CLSD, EXP)		22
Lowest Price		\$555,888
Highest Price		\$1,750,000
Average Price		\$1,105,518
Average DOM (PND, CLSD, EXP)		49







## January 2017

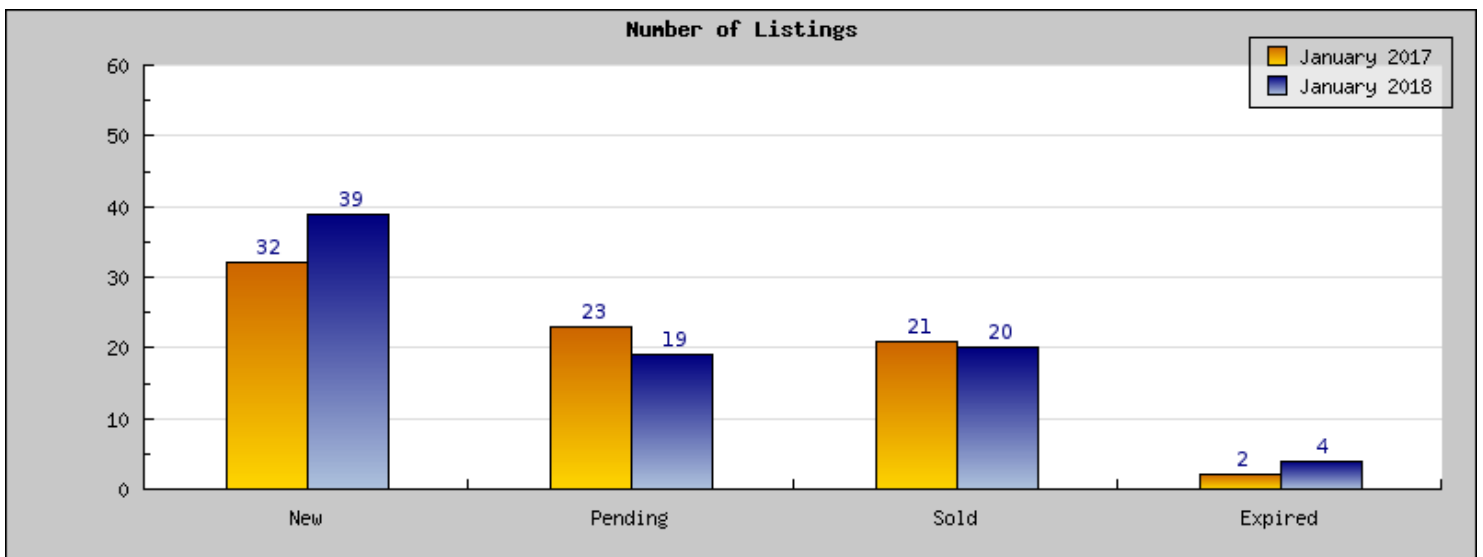
Areas: Berkeley

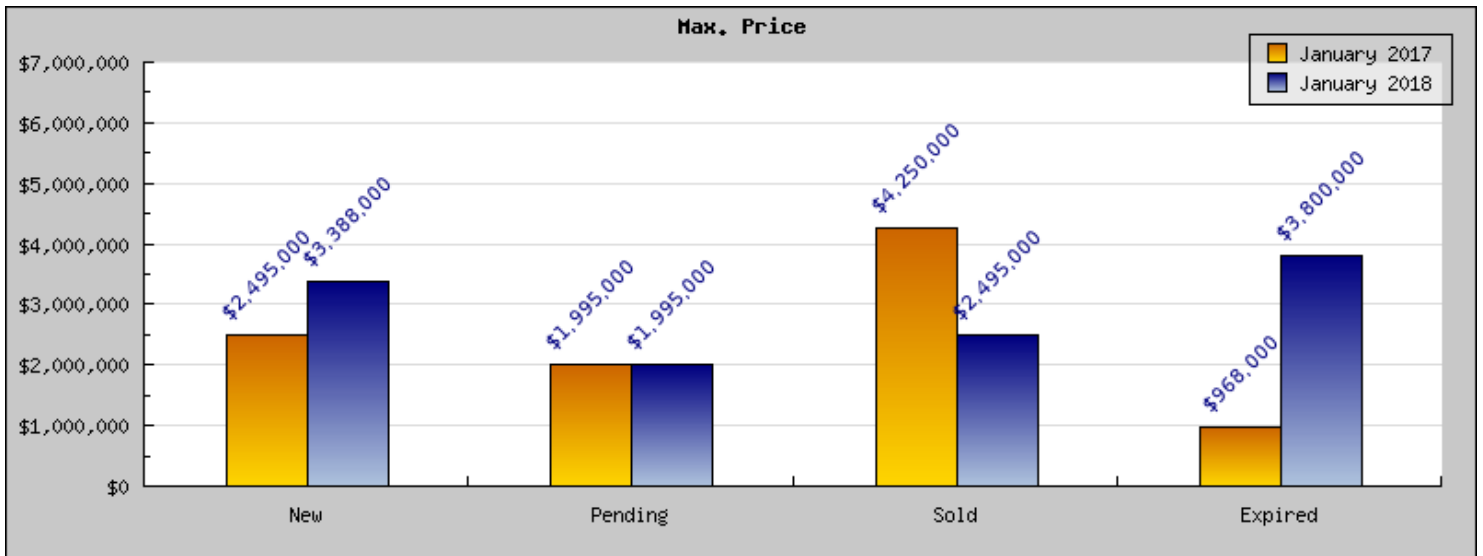
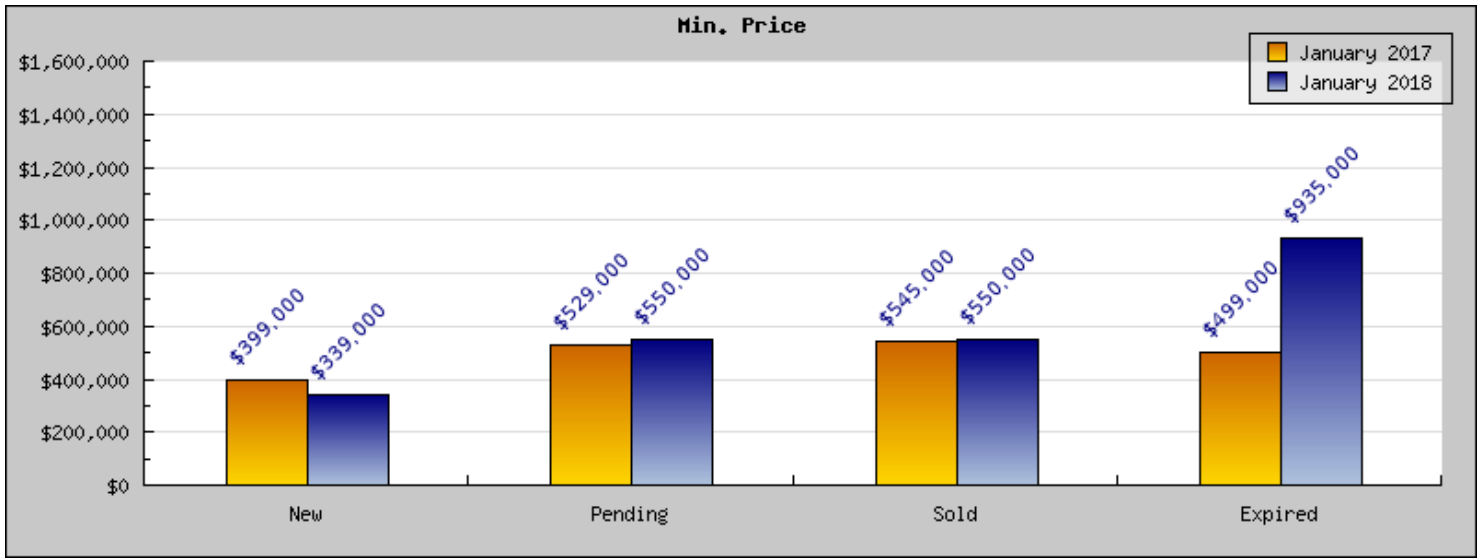
Status	Data	Total
Listings Added	Number of Listings	32
	Low Price	\$399,000
	High Price	\$2,495,000
	Average Price	\$915,291
	Median Price	\$859,500
Listings that went Pending	Number of Listings	23
	Low Price	\$529,000
	High Price	\$1,995,000
	Average Price	\$945,056
	Median Price	\$932,056
	Average DOM	25
Listings that Closed	Number of Listings	21
	Low Price	\$545,000
	High Price	\$4,250,000
	Average Price	\$1,291,524
	Median Price	\$1,274,053
	Average DOM	34
Listings that Expired	Number of Listings	2
	Low Price	\$499,000
	High Price	\$968,000
	Average Price	\$733,500
	Median Price	\$733,500
	Average DOM	101
Average Active Listing Count		22
Total Number of Listings (ADD, PND, CLSD, EXP)		78
Lowest Price		\$399,000
Highest Price		\$4,250,000
Average Price		\$971,343
Average DOM (PND, CLSD, EXP)		53

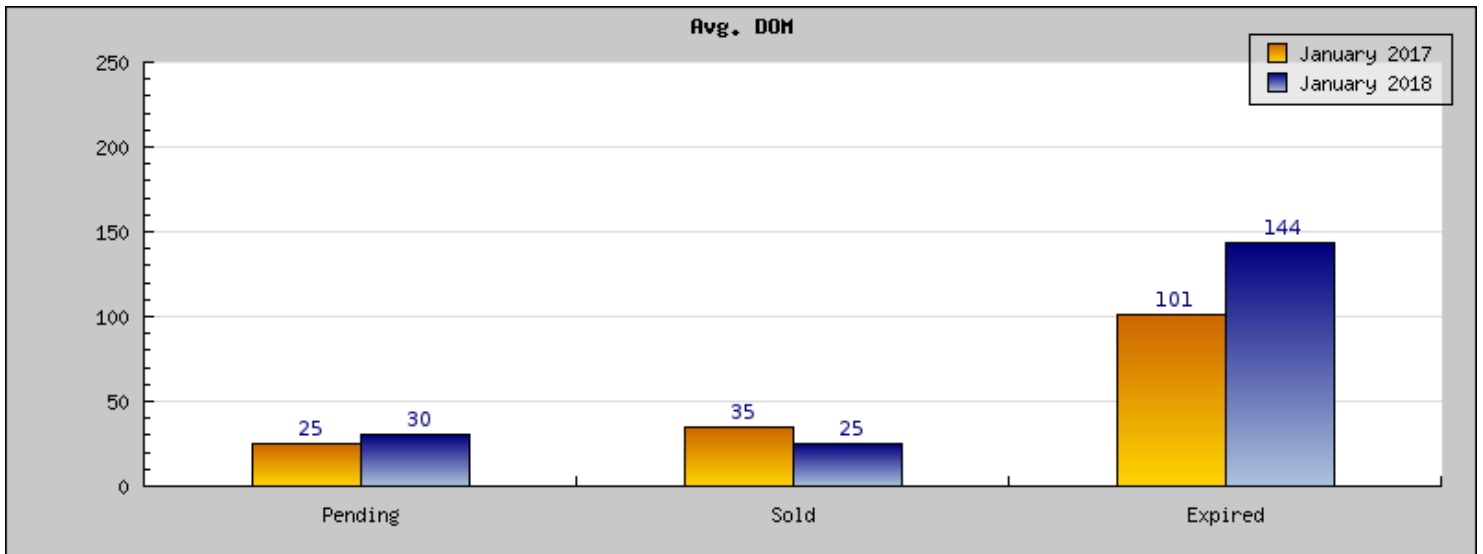
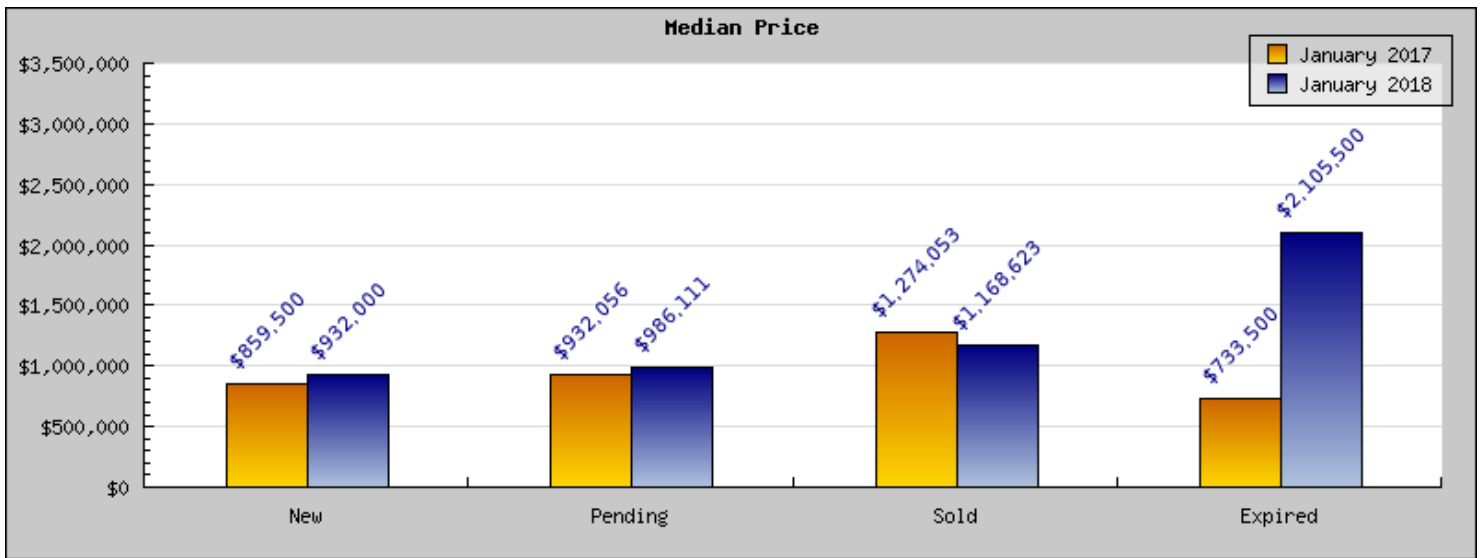
## January 2018

Areas: Berkeley

Status	Data	Total
Listings Added	Number of Listings	39
	Low Price	\$339,000
	High Price	\$3,388,000
	Average Price	\$979,719
	Median Price	\$932,000
Listings that went Pending	Number of Listings	19
	Low Price	\$550,000
	High Price	\$1,995,000
	Average Price	\$986,864
	Median Price	\$986,111
	Average DOM	30
Listings that Closed	Number of Listings	20
	Low Price	\$550,000
	High Price	\$2,495,000
	Average Price	\$1,167,801
	Median Price	\$1,168,623
	Average DOM	25
Listings that Expired	Number of Listings	4
	Low Price	\$935,000
	High Price	\$3,800,000
	Average Price	\$2,105,500
	Median Price	\$2,105,500
	Average DOM	144
Average Active Listing Count		27
Total Number of Listings (ADD, PND, CLSD, EXP)		82
Lowest Price		\$339,000
Highest Price		\$3,800,000
Average Price		\$1,309,971
Average DOM (PND, CLSD, EXP)		66







## January 2017

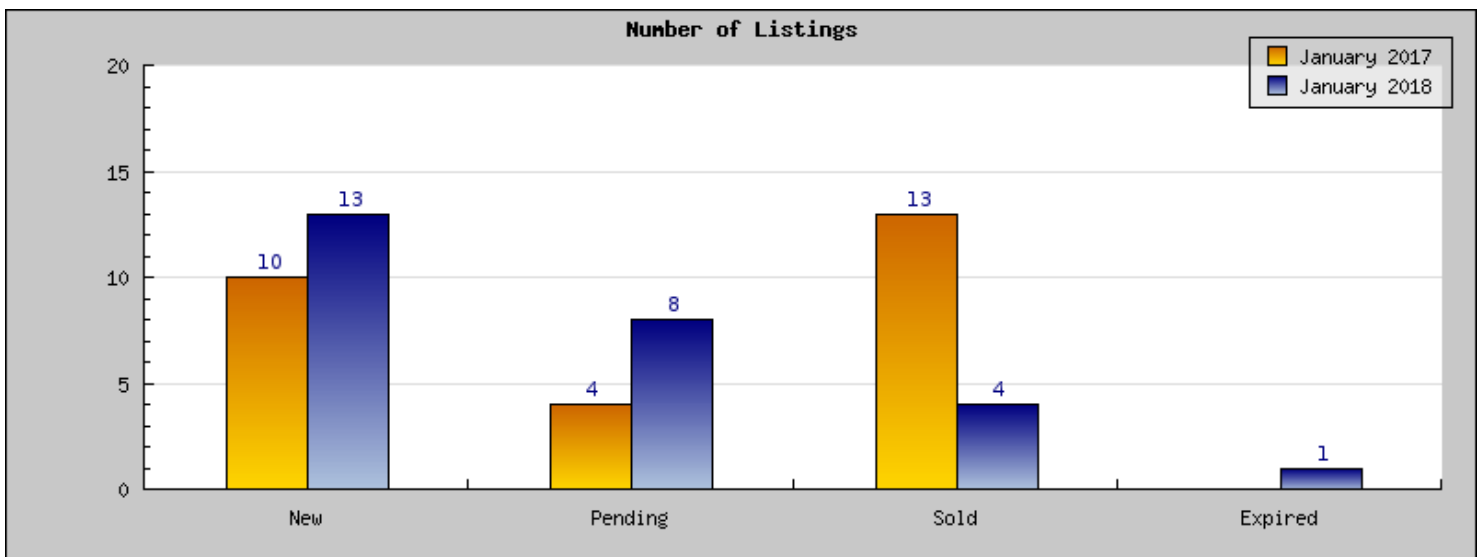
Areas: El Cerrito

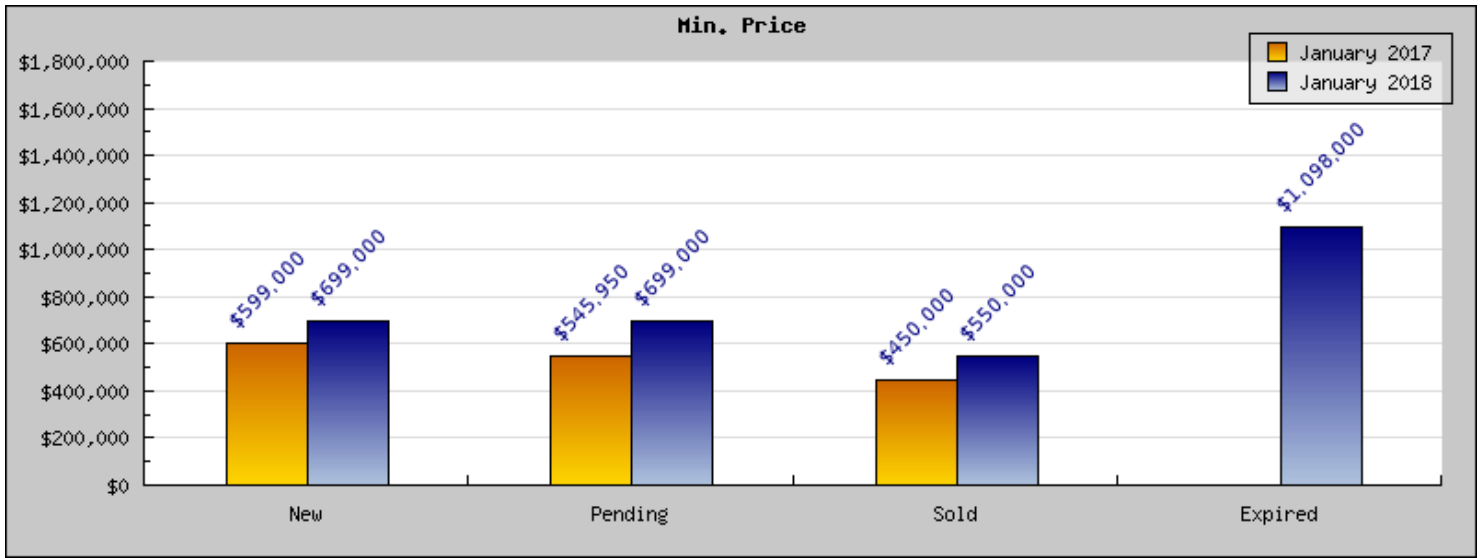
Status	Data	Total
Listings Added	Number of Listings	10
	Low Price	\$599,000
	High Price	\$1,399,000
	Average Price	\$814,800
	Median Price	\$699,000
Listings that went Pending	Number of Listings	4
	Low Price	\$545,950
	High Price	\$699,000
	Average Price	\$648,237
	Median Price	\$674,000
	Average DOM	44
Listings that Closed	Number of Listings	13
	Low Price	\$450,000
	High Price	\$1,298,000
	Average Price	\$825,298
	Median Price	\$798,880
	Average DOM	29
Listings that Expired	Number of Listings	
	Low Price	\$0
	High Price	\$0
	Average Price	\$0
	Median Price	\$0
	Average DOM	0
Average Active Listing Count		6
Total Number of Listings (ADD, PND, CLSD, EXP)		27
Lowest Price		\$0
Highest Price		\$1,399,000
Average Price		\$572,084
Average DOM (PND, CLSD, EXP)		24

## January 2018

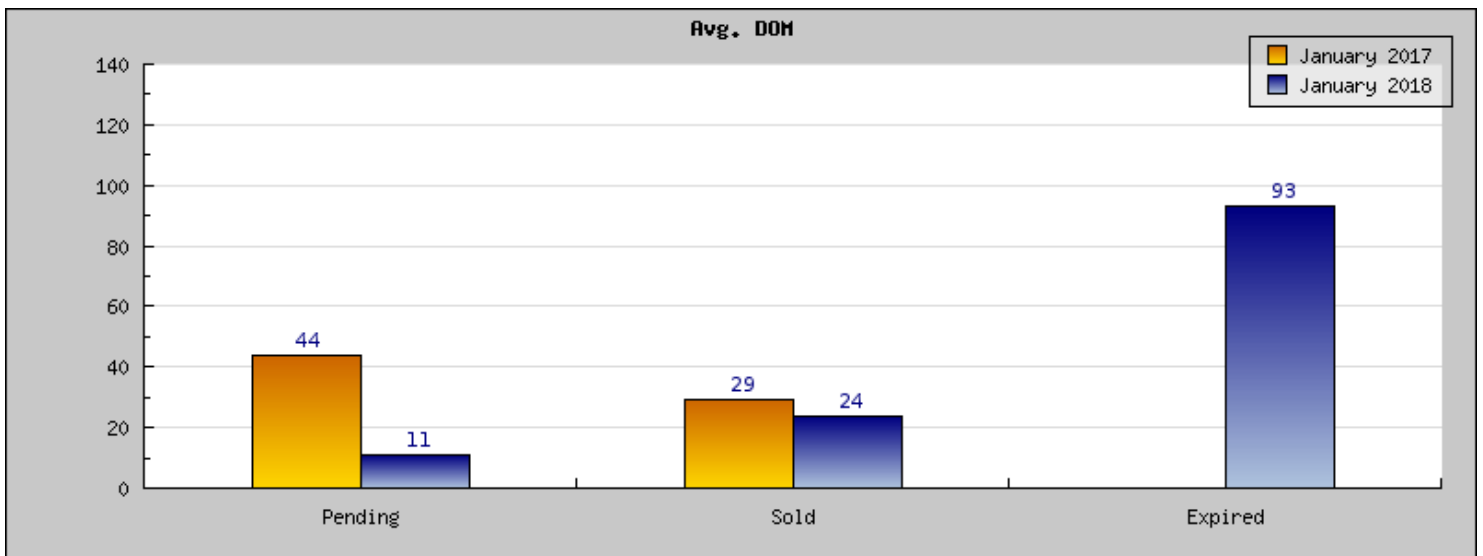
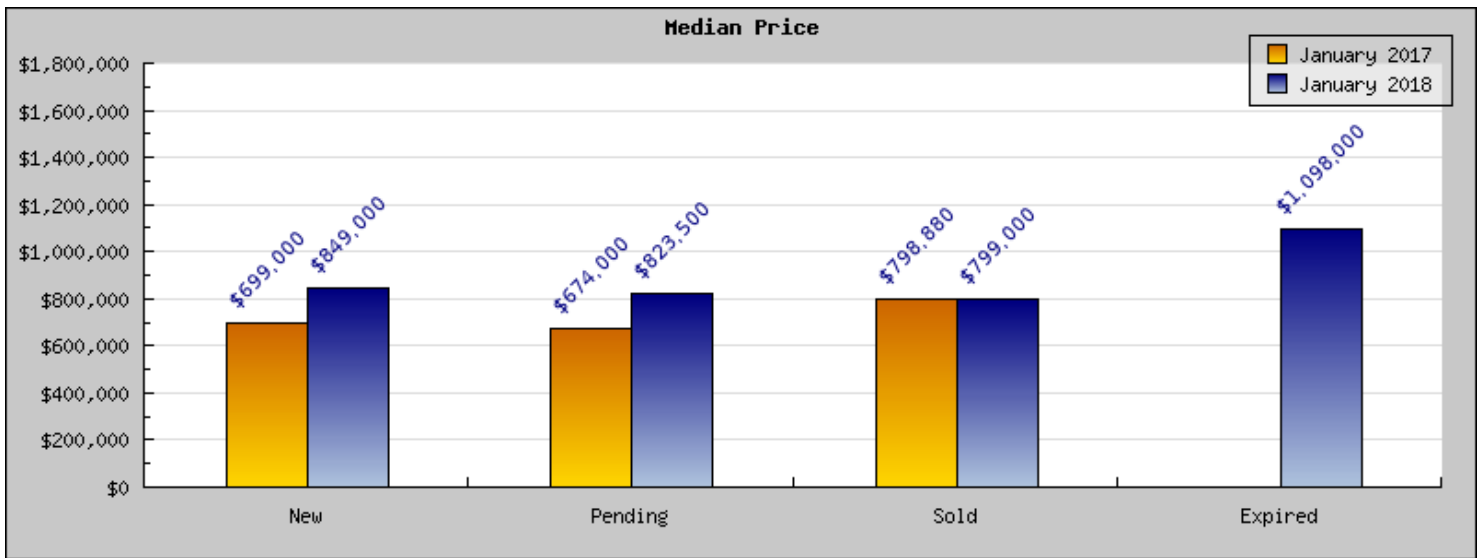
Areas: El Cerrito

Status	Data	Total
Listings Added	Number of Listings	13
	Low Price	\$699,000
	High Price	\$1,389,900
	Average Price	\$903,840
	Median Price	\$849,000
Listings that went Pending	Number of Listings	8
	Low Price	\$699,000
	High Price	\$1,389,900
	Average Price	\$921,600
	Median Price	\$823,500
	Average DOM	11
Listings that Closed	Number of Listings	4
	Low Price	\$550,000
	High Price	\$975,000
	Average Price	\$780,750
	Median Price	\$799,000
	Average DOM	24
Listings that Expired	Number of Listings	1
	Low Price	\$1,098,000
	High Price	\$1,098,000
	Average Price	\$1,098,000
	Median Price	\$1,098,000
	Average DOM	93
Average Active Listing Count		6
Total Number of Listings (ADD, PND, CLSD, EXP)		26
Lowest Price		\$550,000
Highest Price		\$1,389,900
Average Price		\$926,048
Average DOM (PND, CLSD, EXP)		42









## January 2017

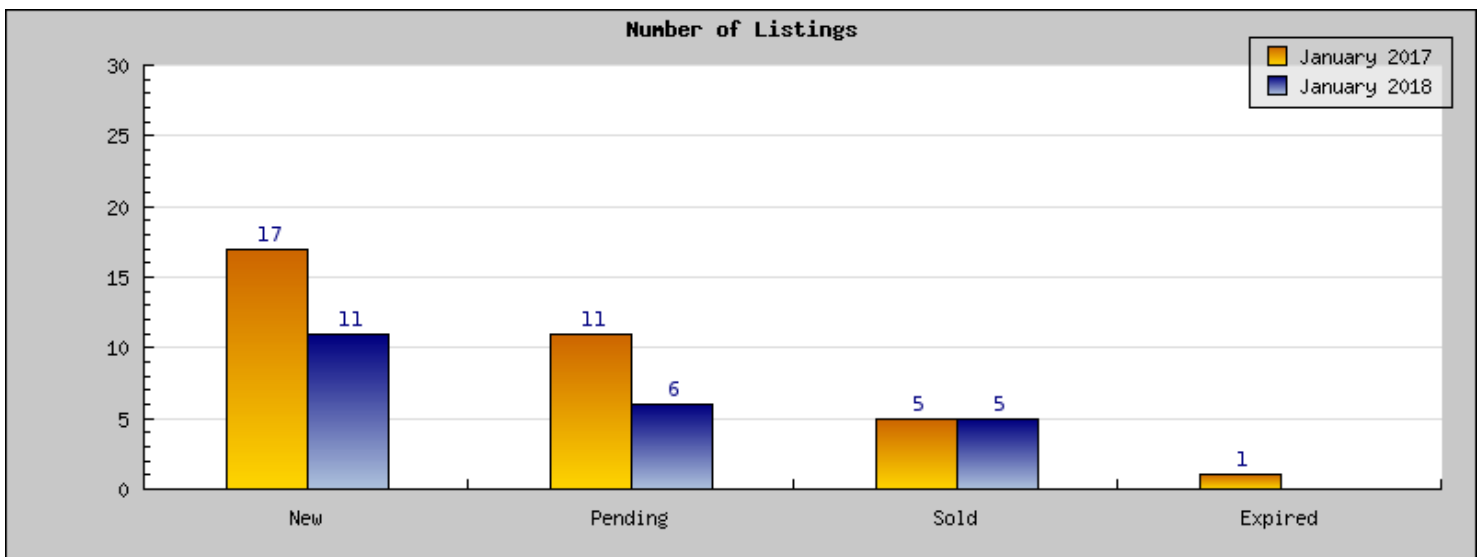
Areas: Emeryville

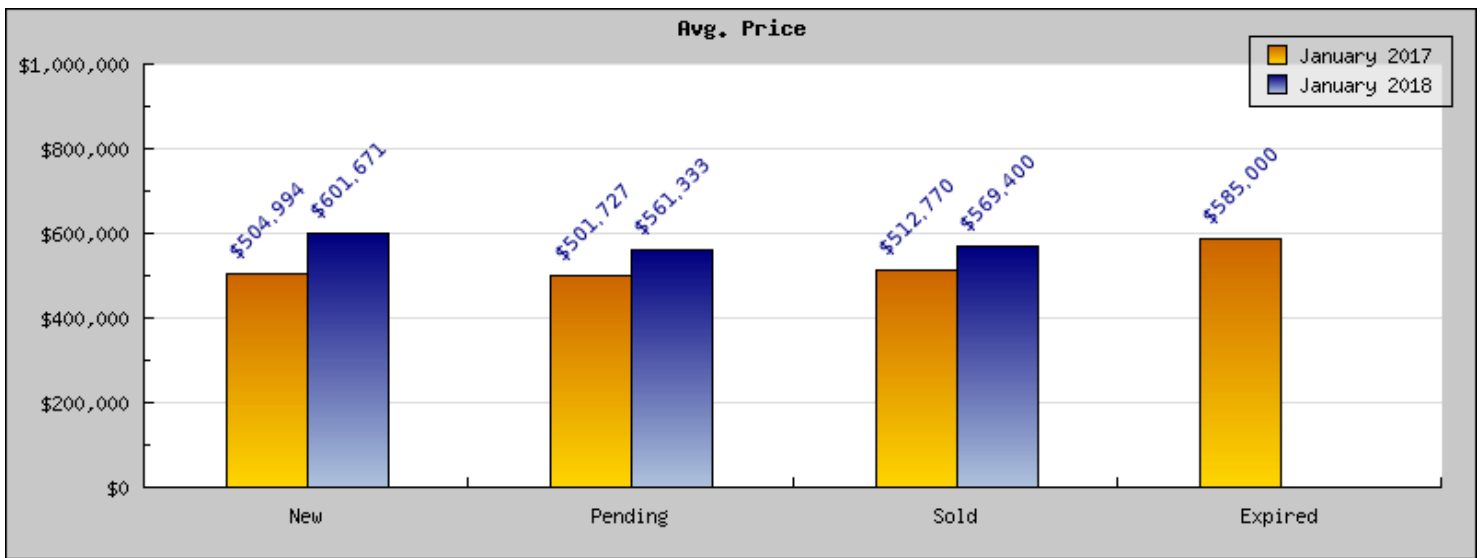
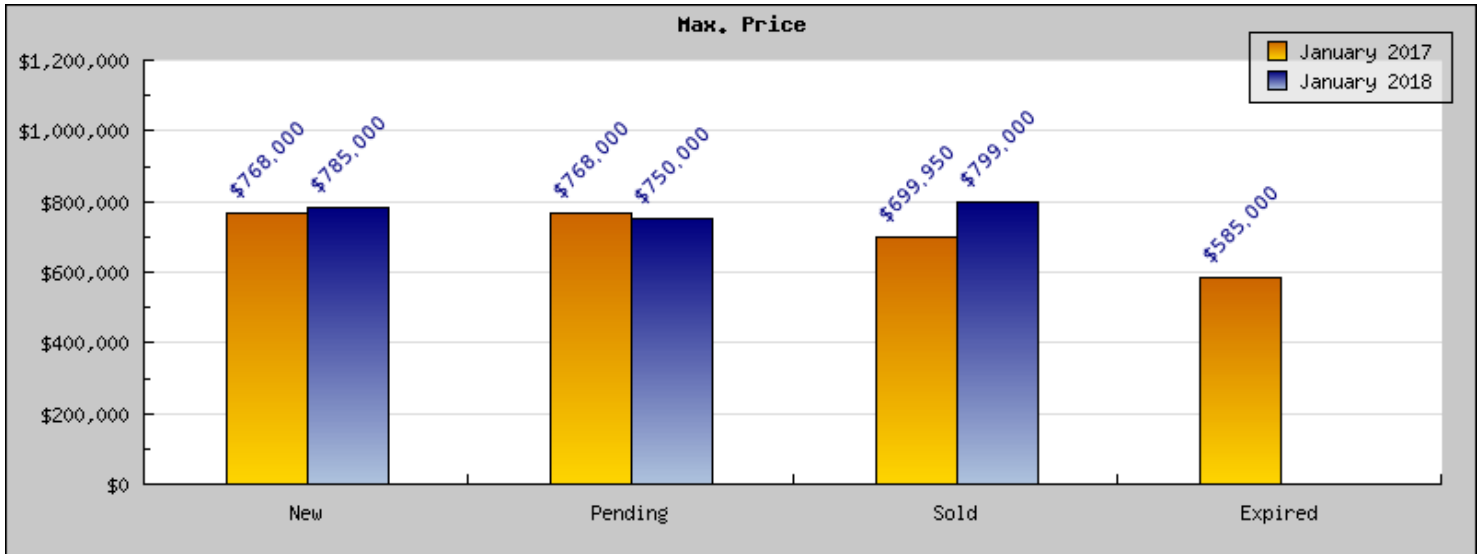
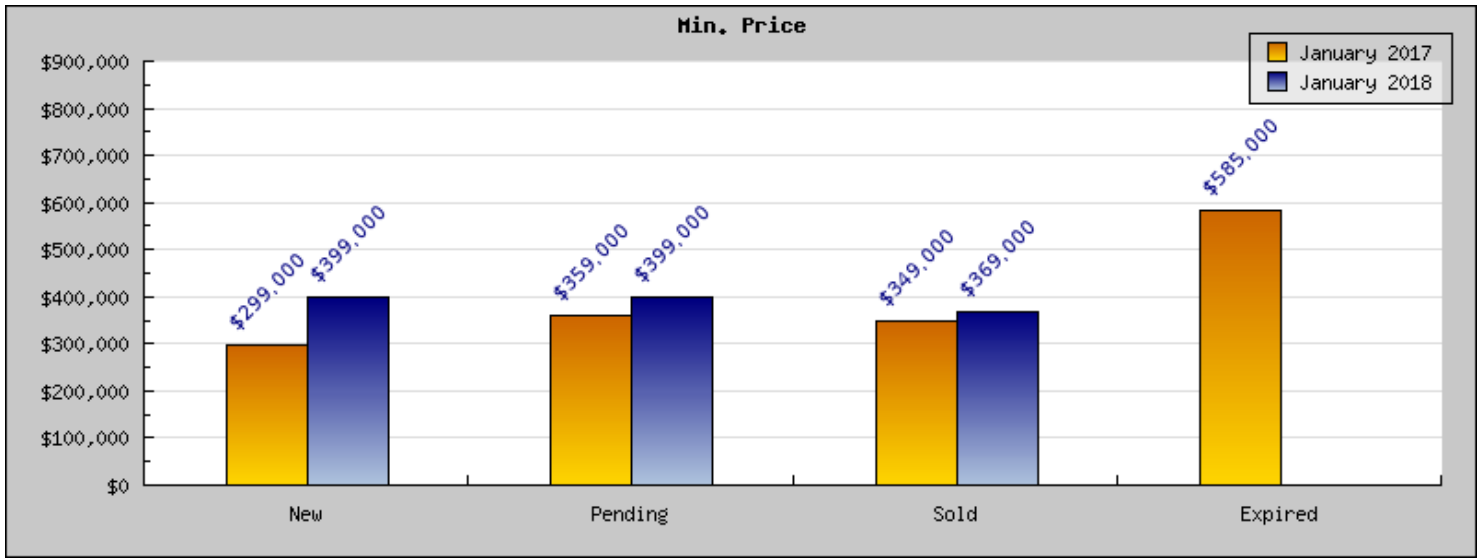
Status	Data	Total
Listings Added	Number of Listings	17
	Low Price	\$299,000
	High Price	\$768,000
	Average Price	\$504,994
	Median Price	\$449,000
Listings that went Pending	Number of Listings	11
	Low Price	\$359,000
	High Price	\$768,000
	Average Price	\$501,727
	Median Price	\$449,000
	Average DOM	12
Listings that Closed	Number of Listings	5
	Low Price	\$349,000
	High Price	\$699,950
	Average Price	\$512,770
	Median Price	\$550,000
	Average DOM	17
Listings that Expired	Number of Listings	1
	Low Price	\$585,000
	High Price	\$585,000
	Average Price	\$585,000
	Median Price	\$585,000
	Average DOM	74
Average Active Listing Count		6
Total Number of Listings (ADD, PND, CLSD, EXP)		34
Lowest Price		\$299,000
Highest Price		\$768,000
Average Price		\$526,123
Average DOM (PND, CLSD, EXP)		34

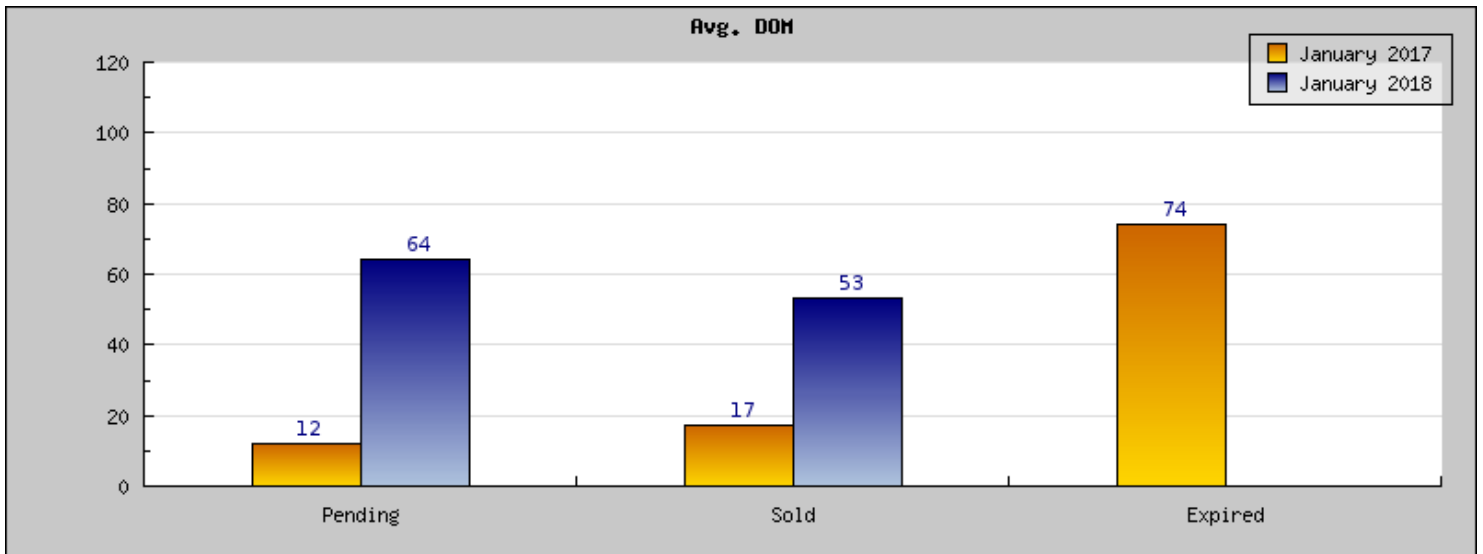
## January 2018

Areas: Emeryville

Status	Data	Total
Listings Added	Number of Listings	11
	Low Price	\$399,000
	High Price	\$785,000
	Average Price	\$601,671
	Median Price	\$690,000
Listings that went Pending	Number of Listings	6
	Low Price	\$399,000
	High Price	\$750,000
	Average Price	\$561,333
	Median Price	\$547,500
	Average DOM	64
Listings that Closed	Number of Listings	5
	Low Price	\$369,000
	High Price	\$799,000
	Average Price	\$569,400
	Median Price	\$549,000
	Average DOM	53
Listings that Expired	Number of Listings	0
	Low Price	\$0
	High Price	\$0
	Average Price	\$0
	Median Price	\$0
	Average DOM	0
Average Active Listing Count		4
Total Number of Listings (ADD, PND, CLSD, EXP)		22
Lowest Price		\$0
Highest Price		\$799,000
Average Price		\$433,101
Average DOM (PND, CLSD, EXP)		39







## January 2017

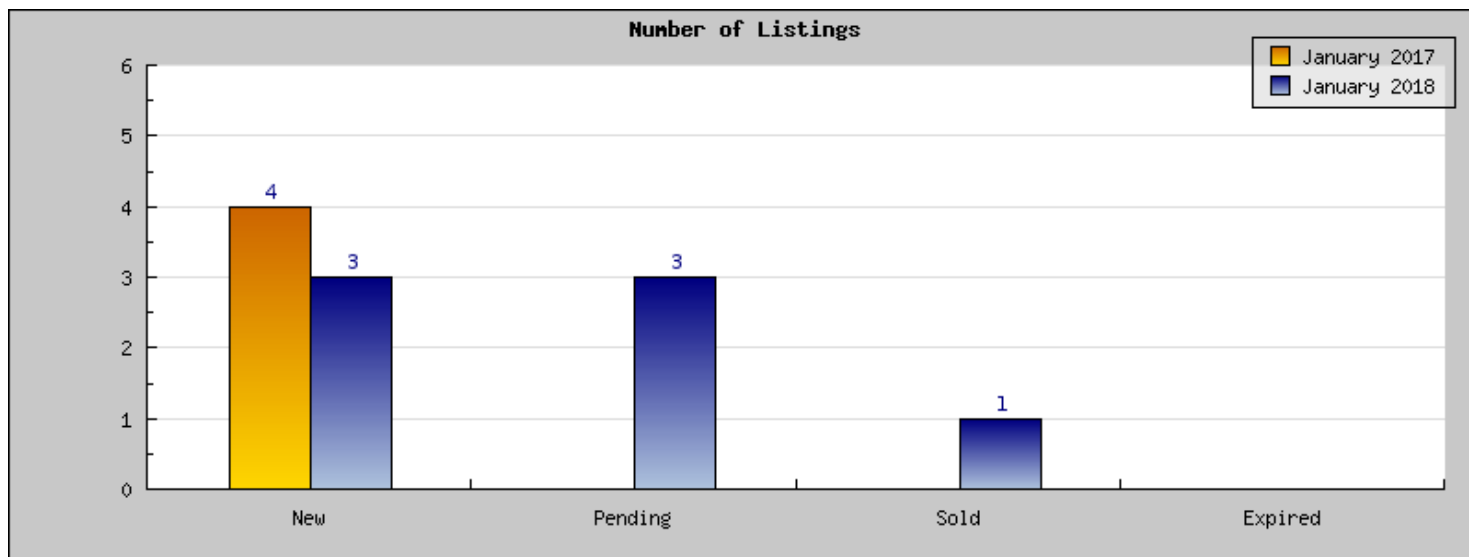
Areas: Kensington

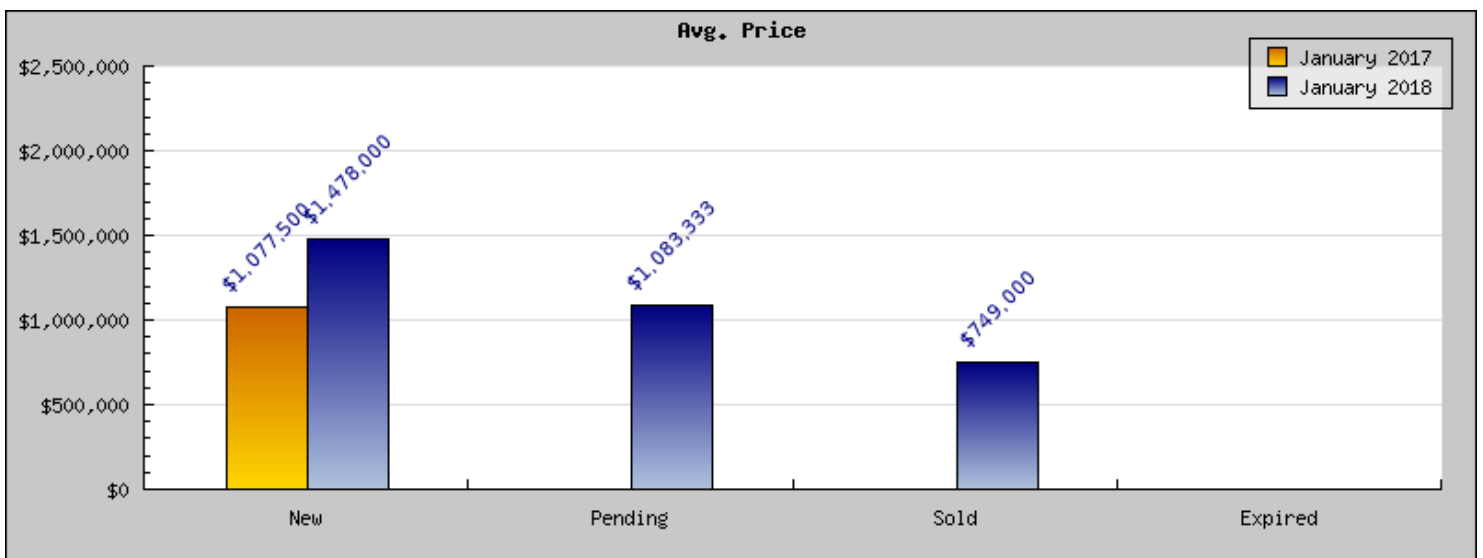
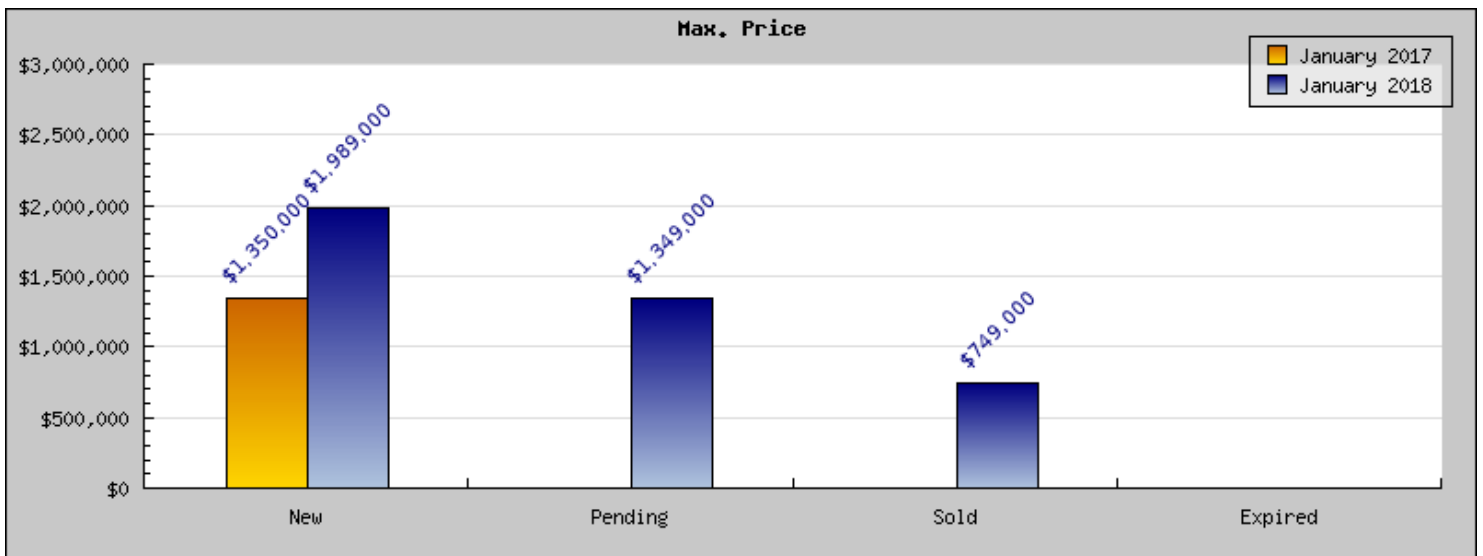
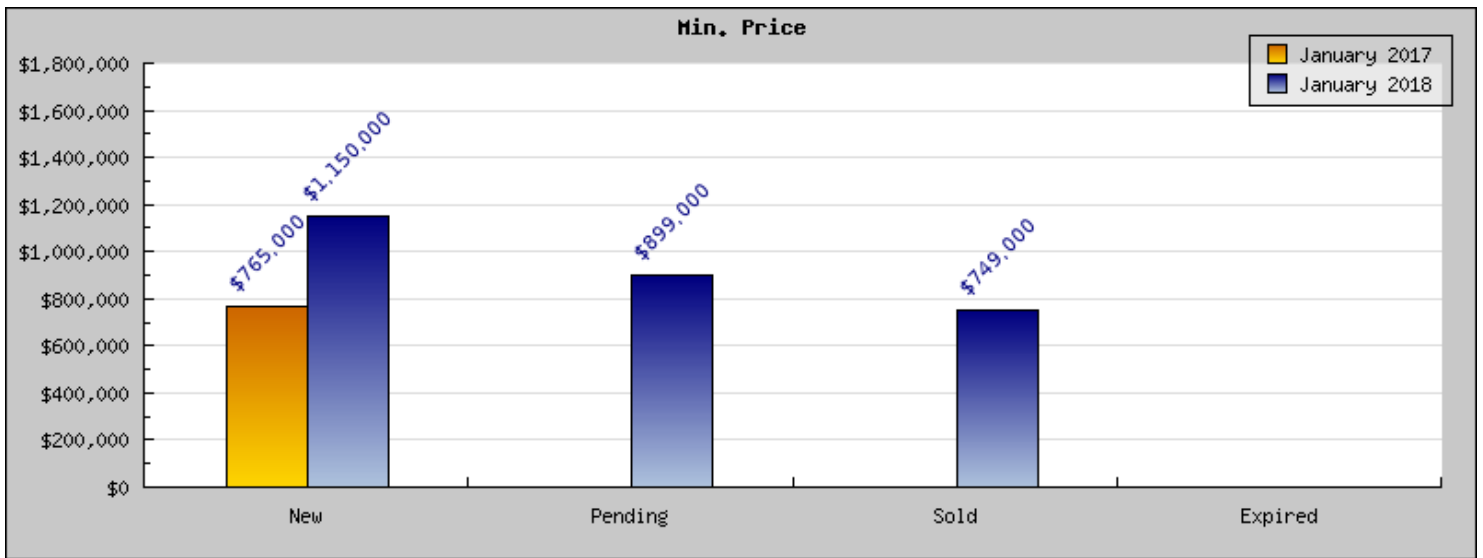
Status	Data	Total
Listings Added	Number of Listings	4
	Low Price	\$765,000
	High Price	\$1,350,000
	Average Price	\$1,077,500
	Median Price	\$1,097,500
Listings that went Pending	Number of Listings	
	Low Price	\$0
	High Price	\$0
	Average Price	\$0
	Median Price	\$0
	Average DOM	0
Listings that Closed	Number of Listings	
	Low Price	\$0
	High Price	\$0
	Average Price	\$0
	Median Price	\$0
	Average DOM	0
Listings that Expired	Number of Listings	
	Low Price	\$0
	High Price	\$0
	Average Price	\$0
	Median Price	\$0
	Average DOM	0
Average Active Listing Count		0
Total Number of Listings (ADD, PND, CLSD, EXP)		4
Lowest Price		\$0
Highest Price		\$1,350,000
Average Price		\$269,375
Average DOM (PND, CLSD, EXP)		0

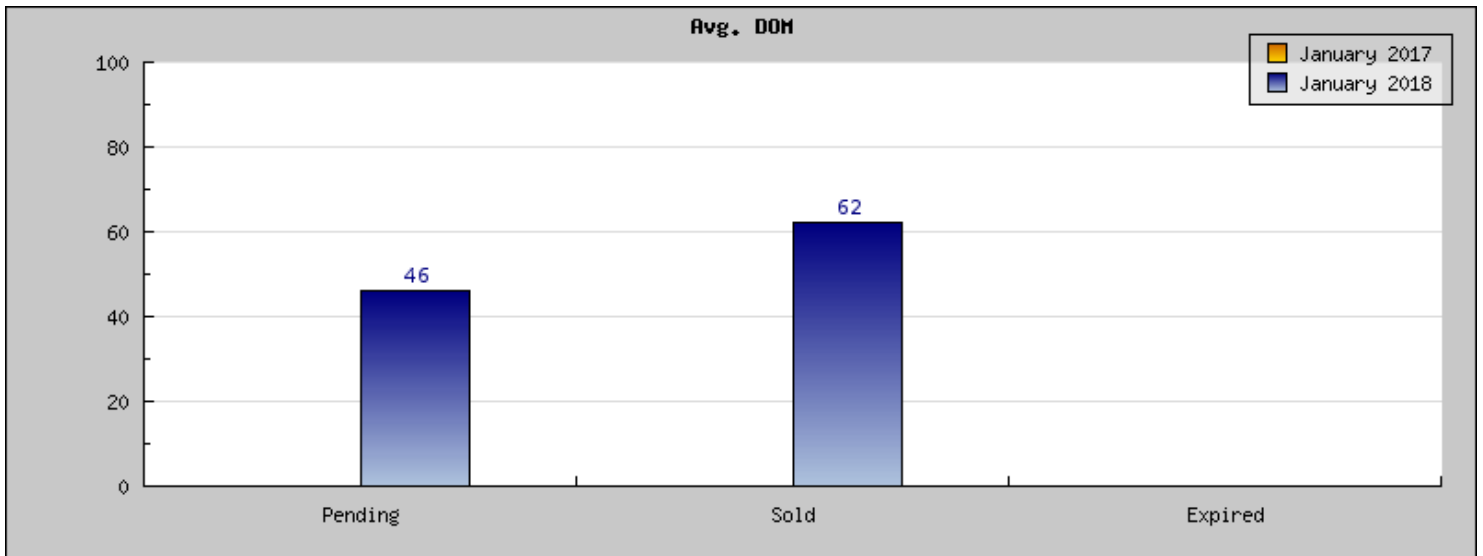
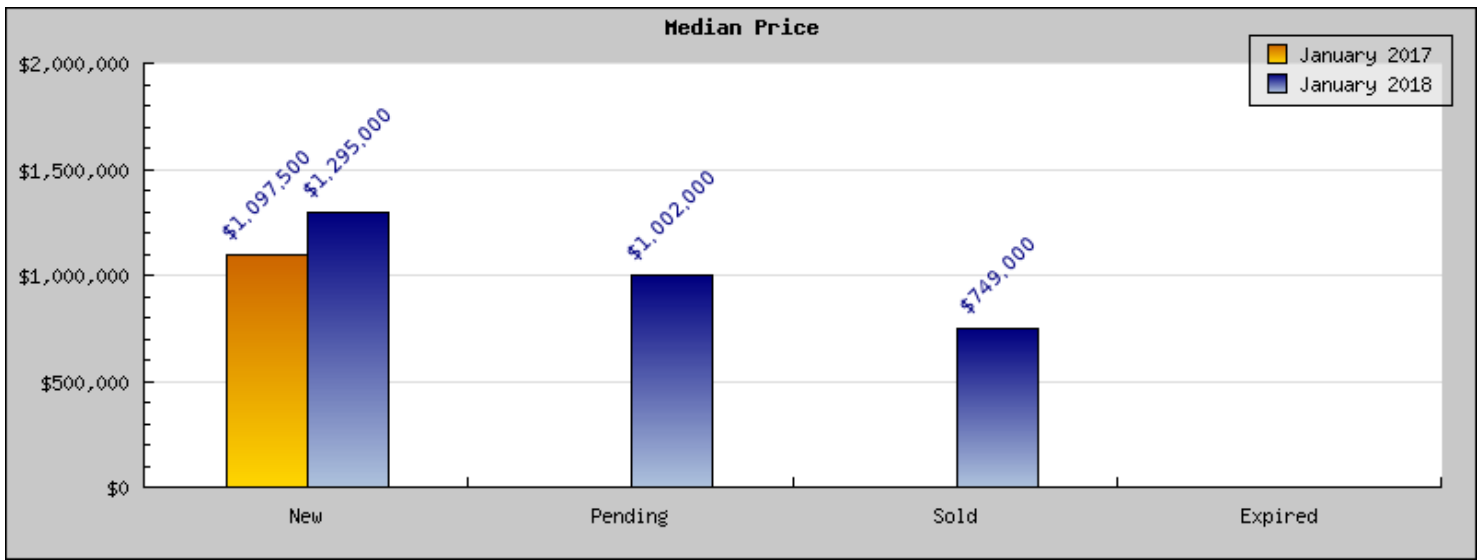
## January 2018

Areas: Kensington

Status	Data	Total
Listings Added	Number of Listings	3
	Low Price	\$1,150,000
	High Price	\$1,989,000
	Average Price	\$1,478,000
	Median Price	\$1,295,000
Listings that went Pending	Number of Listings	3
	Low Price	\$899,000
	High Price	\$1,349,000
	Average Price	\$1,083,333
	Median Price	\$1,002,000
	Average DOM	46
Listings that Closed	Number of Listings	1
	Low Price	\$749,000
	High Price	\$749,000
	Average Price	\$749,000
	Median Price	\$749,000
	Average DOM	62
Listings that Expired	Number of Listings	
	Low Price	\$0
	High Price	\$0
	Average Price	\$0
	Median Price	\$0
	Average DOM	0
Average Active Listing Count		2
Total Number of Listings (ADD, PND, CLSD, EXP)		7
Lowest Price		\$0
Highest Price		\$1,989,000
Average Price		\$827,583
Average DOM (PND, CLSD, EXP)		36







## January 2017

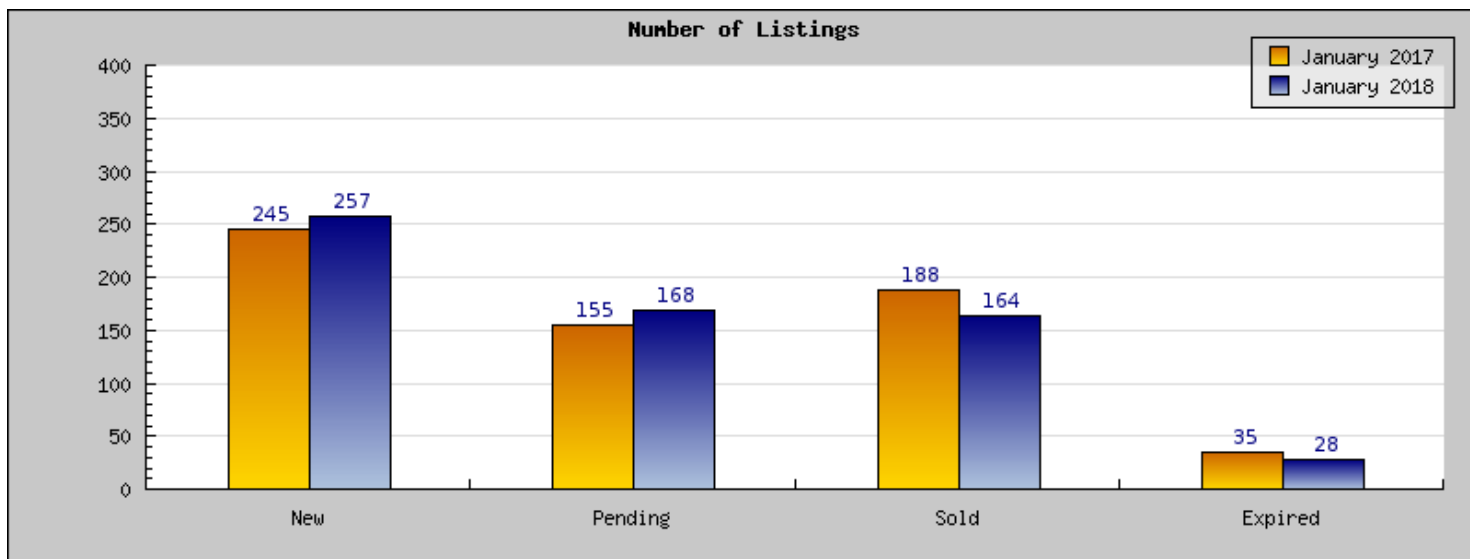
Areas: Oakland

Status	Data	Total
Listings Added	Number of Listings	245
	Low Price	\$170,000
	High Price	\$3,249,000
	Average Price	\$705,033
	Median Price	\$654,512
Listings that went Pending	Number of Listings	155
	Low Price	\$170,000
	High Price	\$2,499,000
	Average Price	\$726,358
	Median Price	\$692,833
	Average DOM	37
Listings that Closed	Number of Listings	188
	Low Price	\$145,000
	High Price	\$2,499,000
	Average Price	\$676,809
	Median Price	\$646,464
	Average DOM	33
Listings that Expired	Number of Listings	35
	Low Price	\$174,990
	High Price	\$1,500,000
	Average Price	\$606,282
	Median Price	\$610,915
	Average DOM	161
Average Active Listing Count		206
Total Number of Listings (ADD, PND, CLSD, EXP)		623
Lowest Price		\$145,000
Highest Price		\$3,249,000
Average Price		\$678,620
Average DOM (PND, CLSD, EXP)		77

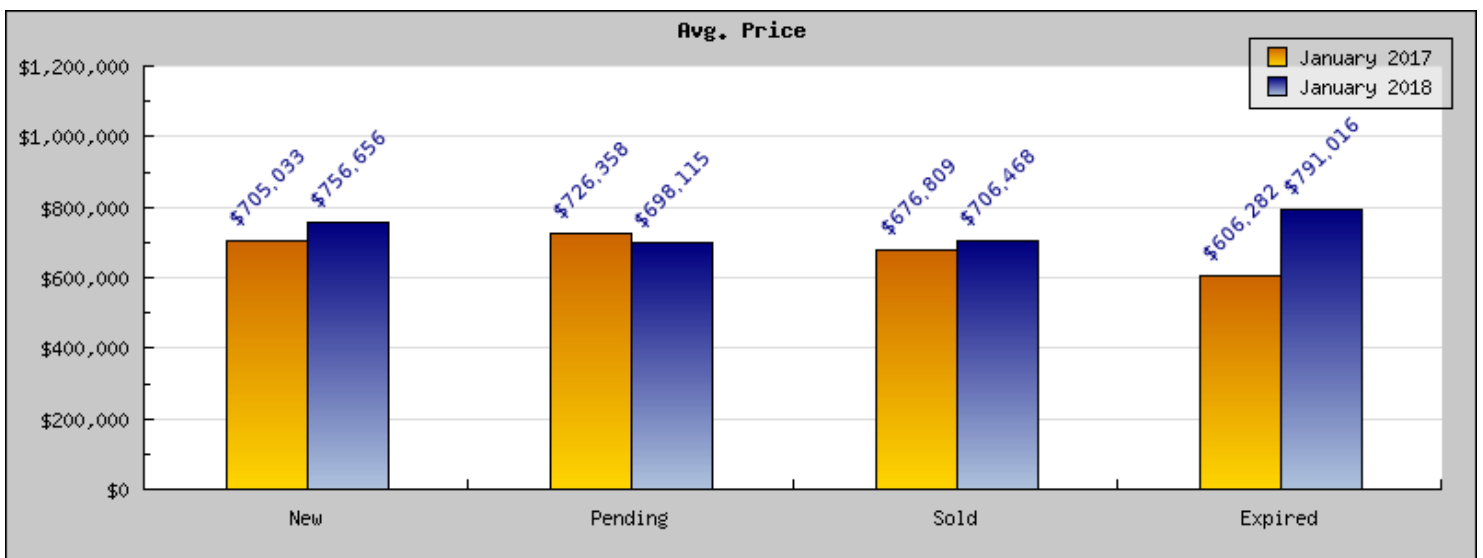
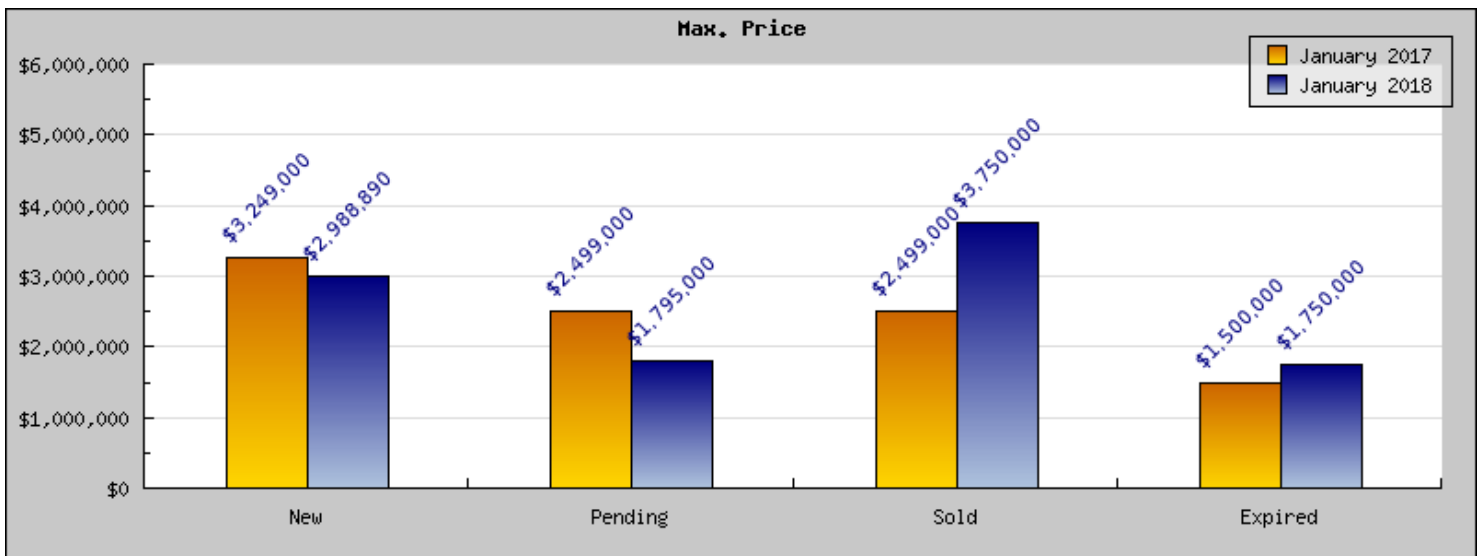
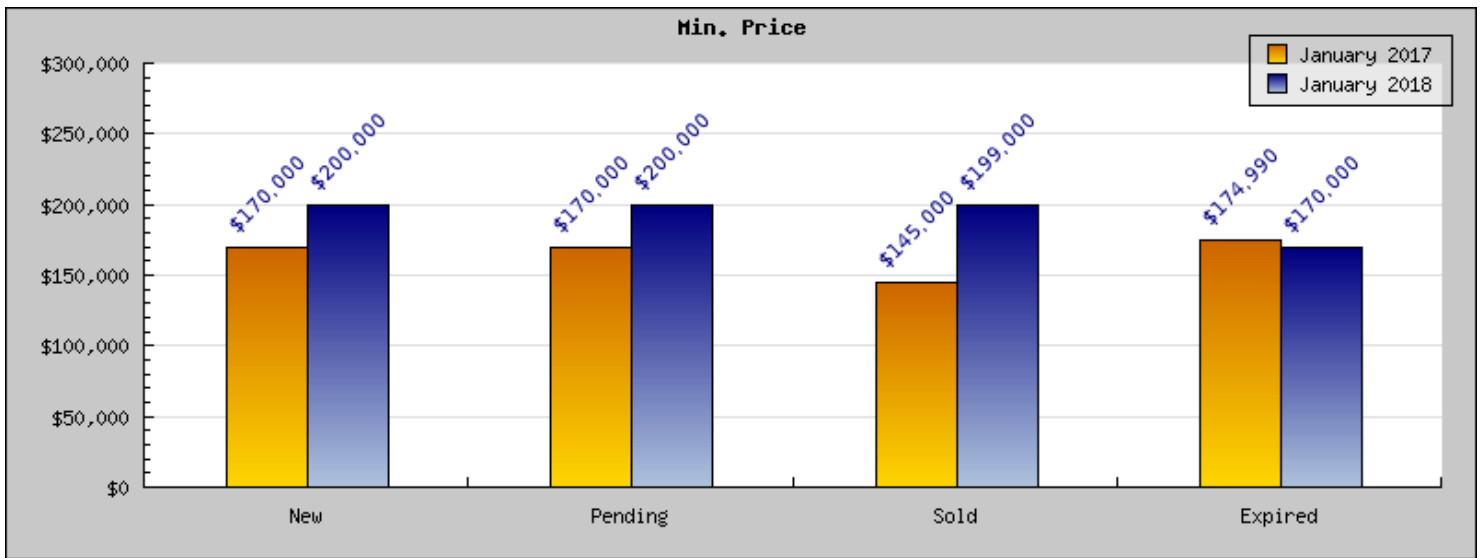
## January 2018

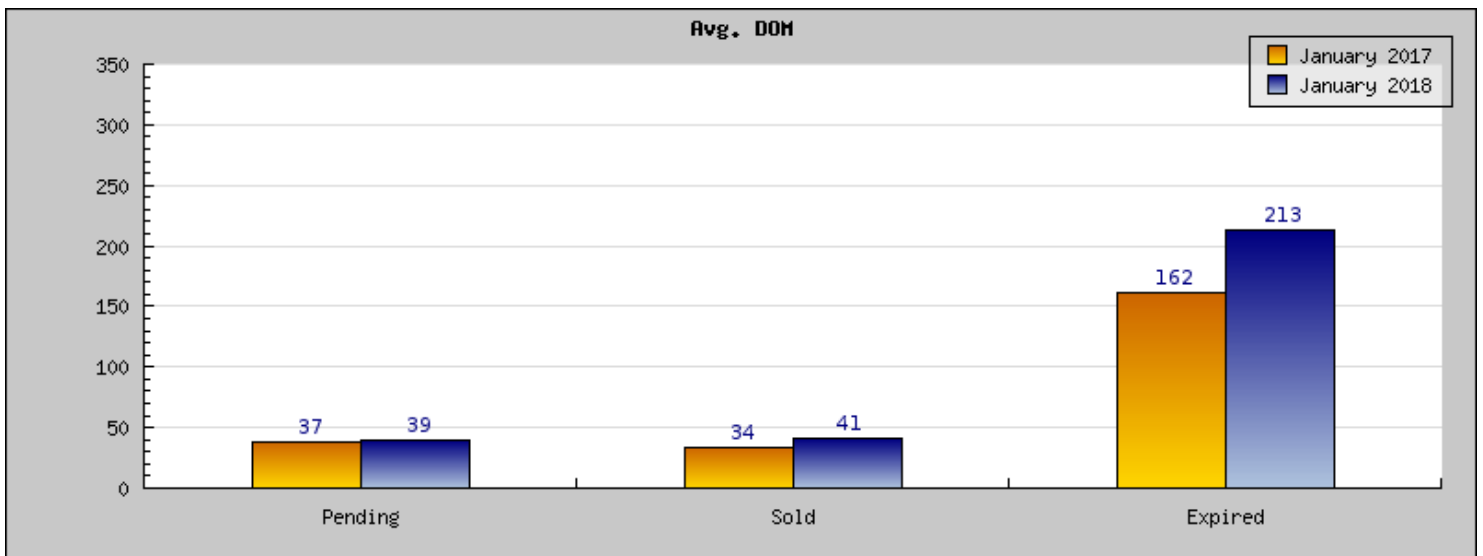
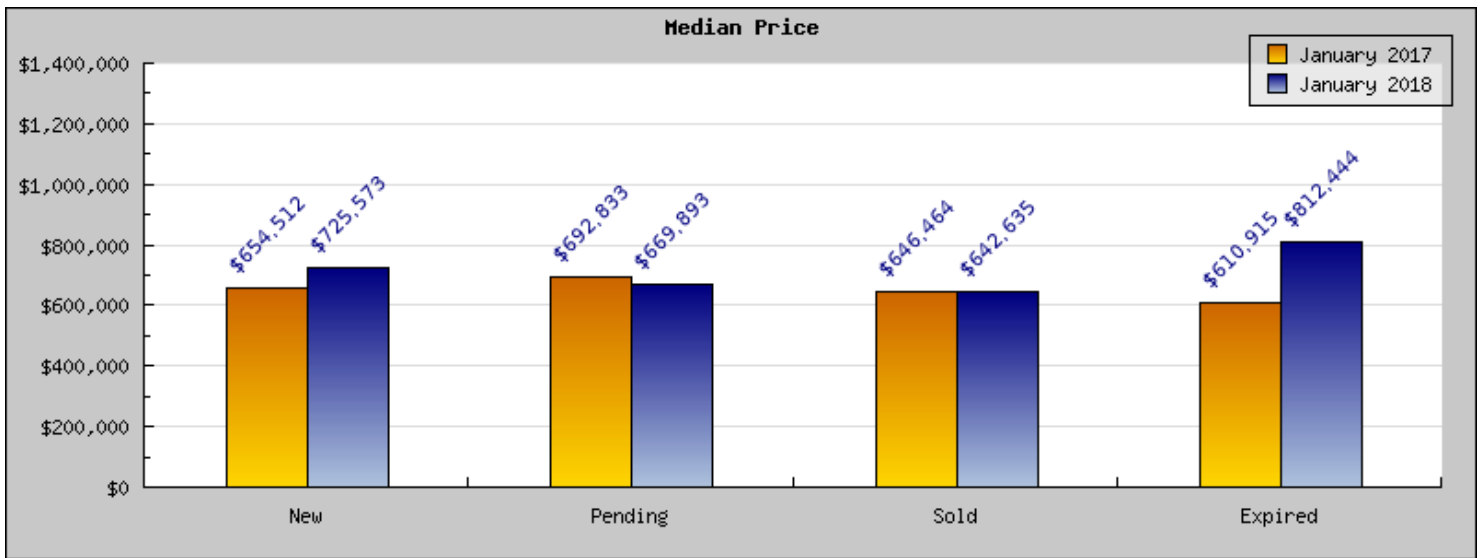
Areas: Oakland

Status	Data	Total
Listings Added	Number of Listings	257
	Low Price	\$200,000
	High Price	\$2,988,890
	Average Price	\$756,656
	Median Price	\$725,573
Listings that went Pending	Number of Listings	168
	Low Price	\$200,000
	High Price	\$1,795,000
	Average Price	\$698,115
	Median Price	\$669,893
	Average DOM	39
Listings that Closed	Number of Listings	164
	Low Price	\$199,000
	High Price	\$3,750,000
	Average Price	\$706,468
	Median Price	\$642,635
	Average DOM	40
Listings that Expired	Number of Listings	28
	Low Price	\$170,000
	High Price	\$1,750,000
	Average Price	\$791,016
	Median Price	\$812,444
	Average DOM	212
Average Active Listing Count		207
Total Number of Listings (ADD, PND, CLSD, EXP)		617
Lowest Price		\$170,000
Highest Price		\$3,750,000
Average Price		\$738,064
Average DOM (PND, CLSD, EXP)		97









## January 2017

Areas: Piedmont

Status	Data	Total
Listings Added	Number of Listings	6
	Low Price	\$995,000
	High Price	\$4,250,000
	Average Price	\$2,433,125
	Median Price	\$2,343,750
Listings that went Pending	Number of Listings	4
	Low Price	\$995,000
	High Price	\$2,195,000
	Average Price	\$1,416,250
	Median Price	\$1,237,500
	Average DOM	10
Listings that Closed	Number of Listings	2
	Low Price	\$995,000
	High Price	\$1,498,890
	Average Price	\$1,246,944
	Median Price	\$1,246,944
	Average DOM	11
Listings that Expired	Number of Listings	
	Low Price	\$0
	High Price	\$0
	Average Price	\$0
	Median Price	\$0
	Average DOM	0
Average Active Listing Count		2
Total Number of Listings (ADD, PND, CLSD, EXP)		12
Lowest Price		\$0
Highest Price		\$4,250,000
Average Price		\$1,274,080
Average DOM (PND, CLSD, EXP)		7

## January 2018

Areas: Piedmont

Status	Data	Total
Listings Added	Number of Listings	8
	Low Price	\$1,649,000
	High Price	\$3,300,000
	Average Price	\$2,045,500
	Median Price	\$1,959,250
Listings that went Pending	Number of Listings	2
	Low Price	\$1,898,000
	High Price	\$2,425,000
	Average Price	\$2,161,500
	Median Price	\$2,161,500
	Average DOM	5
Listings that Closed	Number of Listings	3
	Low Price	\$1,395,000
	High Price	\$2,425,000
	Average Price	\$1,878,750
	Median Price	\$1,878,750
	Average DOM	27
Listings that Expired	Number of Listings	
	Low Price	\$0
	High Price	\$0
	Average Price	\$0
	Median Price	\$0
	Average DOM	0
Average Active Listing Count		2
Total Number of Listings (ADD, PND, CLSD, EXP)		13
Lowest Price		\$0
Highest Price		\$3,300,000
Average Price		\$1,521,438
Average DOM (PND, CLSD, EXP)		11

